

PLC-RSC- 24DC/21 - Relay module



2966171
<https://www.phoenixcontact.com/us/products/2966171>

Please be informed that the data shown in this PDF document is generated from our online catalog. Please find the complete data in the user documentation. Our general terms of use for downloads are valid.



PLC-INTERFACE, consisting of basic terminal block PLC-BSC.../21 with screw connection and plug-in miniature relay with power contact, for assembly on DIN rail NS 35/7,5, 1 changeover contact, input voltage 24 V DC

Your advantages

- Slim design
- Efficient connection to system cabling using V8 adapter
- RT III sealed relay
- Safe isolation between coil and contact side
- Functional plug-in bridges
- Integrated input circuit and interference suppression circuit

Commercial data

| | |
|--------------------------------------|---------------|
| Item number | 2966171 |
| Packing unit | 10 pc |
| Minimum order quantity | 10 pc |
| Sales key | C462 |
| Product key | DK6226 |
| GTIN | 4017918130732 |
| Weight per piece (including packing) | 39.8 g |
| Weight per piece (excluding packing) | 31.06 g |
| Customs tariff number | 85364190 |
| Country of origin | DE |

PLC-RSC- 24DC/21 - Relay module



2966171

<https://www.phoenixcontact.com/us/products/2966171>

Technical data

Notes

| | |
|--------------------|---|
| Notes on operation | Separating plate PLC-ATP must be installed for voltages larger than 250 V (L1, L2, L3) between identical terminal blocks in adjacent modules. Potential bridging is then carried out with FBST 8-PLC... or FBST 500.... |
|--------------------|---|

Product properties

| | |
|-------------------------|---------------------------|
| Product type | Relay Module |
| Product family | PLC-INTERFACE |
| Application | Universal |
| Operating mode | 100% operating factor |
| Mechanical service life | 2x 10 ⁷ cycles |

Data management status

| | |
|------------------------------|------------|
| Date of last data management | 12.09.2025 |
|------------------------------|------------|

Electrical properties

| | |
|---|--|
| Maximum power dissipation for nominal condition | 0.22 W |
| Test voltage (Winding/contact) | 4 kV AC (50 Hz, 1 min., winding/contact) |

Insulation characteristics: Coil/contact

| | |
|---------------------------------|-------|
| Rated insulation voltage | 250 V |
| Rated impulse withstand voltage | 6 kV |
| Overvoltage category | III |
| Degree of pollution | 3 |

Input data

Coil side

| | |
|--|--|
| Nominal input voltage U _N | 24 V DC |
| Input voltage range | 18.5 V DC ... 33.6 V DC (20 °C) |
| Nominal voltage (plugged-in electromechanical relay) | 24 V DC |
| Drive and function | monostable |
| Drive (polarity) | polarized |
| Typical input current at U _N | 9 mA |
| Typical response time | 5 ms |
| Typical release time | 8 ms |
| Protective circuit | Reverse polarity protection; Polarity protection diode Freewheeling diode; Freewheeling diode |
| Operating voltage display | Yellow LED |

Output data

Switching

PLC-RSC- 24DC/21 - Relay module



2966171

<https://www.phoenixcontact.com/us/products/2966171>

| | |
|---------------------------------------|---|
| Contact switching type | 1 changeover contact |
| Type of switch contact | Single contact |
| Contact connection type | Power contact |
| Contact material | AgSnO |
| Maximum switching voltage | 250 V AC/DC (The separating plate PLC-ATP should be installed for voltages larger than 250 V (L1, L2, L3) between identical terminal blocks in adjacent modules. Potential bridging is then carried out with FBST 8-PLC... or ...FBST 500...) |
| Minimum switching voltage | 5 V (100 mA) |
| Limiting continuous current | 6 A |
| Maximum inrush current | 10 A (4 s) |
| Min. switching current | 10 mA (12 V) |
| Short-circuit current | 200 A (conditional short-circuit current) |
| Interrupting rating (ohmic load) max. | 140 W (at 24 V DC) |
| | 20 W (at 48 V DC) |
| | 18 W (at 60 V DC) |
| | 23 W (at 110 V DC) |
| | 40 W (at 220 V DC) |
| Output fuse | 1500 VA (for 250 V AC) |
| | 4 A gL/gG NEOZED |
| Switching capacity | 2 A (at 24 V, DC13) |
| | 0.2 A (at 110 V, DC13) |
| | 0.1 A (at 220 V, DC13) |
| | 3 A (at 24 V, AC15) |
| | 3 A (at 120 V, AC15) |
| | 3 A (at 230 V, AC15) |

Connection data

| | |
|----------------------------------|---|
| Connection method | Screw connection |
| Stripping length | 8 mm |
| Screw thread | M3 |
| Conductor cross-section rigid | 0.14 mm ² ... 2.5 mm ² |
| Conductor cross-section flexible | 0.14 mm ² ... 2.5 mm ² |
| | 0.2 mm ² ... 2.5 mm ² (Single ferrule) |
| | 2x 0.5 mm ² ... 1.5 mm ² (TWIN ferrule) |
| Conductor cross-section AWG | 26 ... 14 |
| Tightening torque | 0.6 Nm ... 0.8 Nm |
| | 5 lb _f -in. ... 7 lb _f -in. |

Dimensions

| | |
|--------|--------|
| Width | 6.2 mm |
| Height | 80 mm |
| Depth | 94 mm |

Material specifications

PLC-RSC- 24DC/21 - Relay module



2966171

<https://www.phoenixcontact.com/us/products/2966171>

| | |
|--|-----------------|
| Color | gray (RAL 7042) |
| Flammability rating according to UL 94 (Housing) | V0 (Housing) |

Environmental and real-life conditions

Ambient conditions

| | |
|--|------------------------------------|
| Degree of protection (Relay) | RT III (Relay) |
| Degree of protection (Relay base) | IP20 (Relay base) |
| Degree of protection (Installation location) | ≥ IP54 (Installation location) |
| Ambient temperature (operation) | -40 °C ... 70 °C (see to derating) |
| Ambient temperature (operation) (UL) | -40 °F ... 158 °F |
| Ambient temperature (storage/transport) | -40 °C ... 85 °C |

Approvals

CE

| | |
|-------------|--------------|
| Certificate | CE-compliant |
|-------------|--------------|

UKCA

| | |
|-------------|----------------|
| Certificate | UKCA-compliant |
|-------------|----------------|

Shipbuilding approval

| | |
|-------------|------------|
| Certificate | TAE0000196 |
|-------------|------------|

Corrosive gas test

| | |
|----------------|----------------------------|
| Identification | ISA-S71.04. G3 Harsh Group |
| | EN 60068-2-60 |

UL data

| | |
|------|--|
| Note | Use copper cables approved for at least 75 °C. |
|------|--|

Shipbuilding data

| | |
|-------------|---|
| Temperature | D |
| Humidity | A |
| Vibration | B/C |
| EMC | B |
| Enclosure | Required protection according to the Rules shall be provided upon installation on board |

EMC data

| | |
|-------------------------------|--|
| Electromagnetic compatibility | Conformance with EMC directive |
| Low Voltage Directive | Conformance with Low Voltage Directive |

Standards and regulations

| | |
|-----------------------|---------------|
| Standards/regulations | IEC 60947-5-1 |
|-----------------------|---------------|

Mounting

| | |
|---------------|-------------------|
| Mounting type | DIN rail mounting |
|---------------|-------------------|

PLC-RSC- 24DC/21 - Relay module



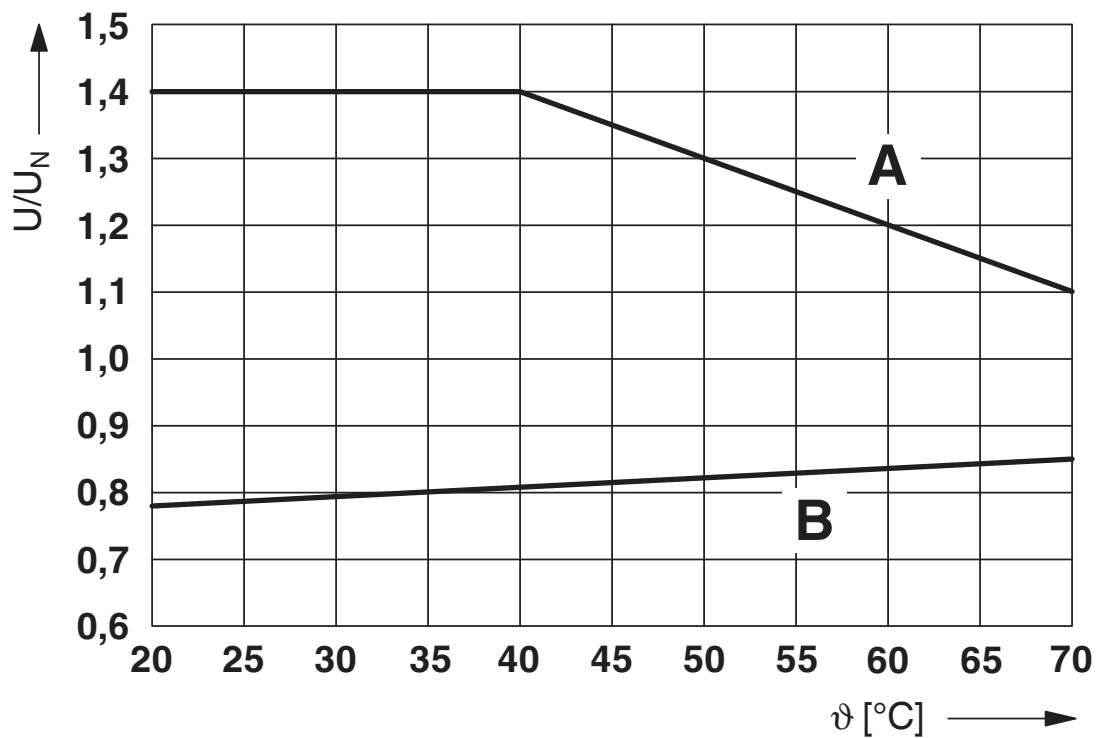
2966171

<https://www.phoenixcontact.com/us/products/2966171>

| | |
|-------------------|---------------------------|
| Assembly note | in rows with zero spacing |
| Mounting position | any |

Drawings

Diagram

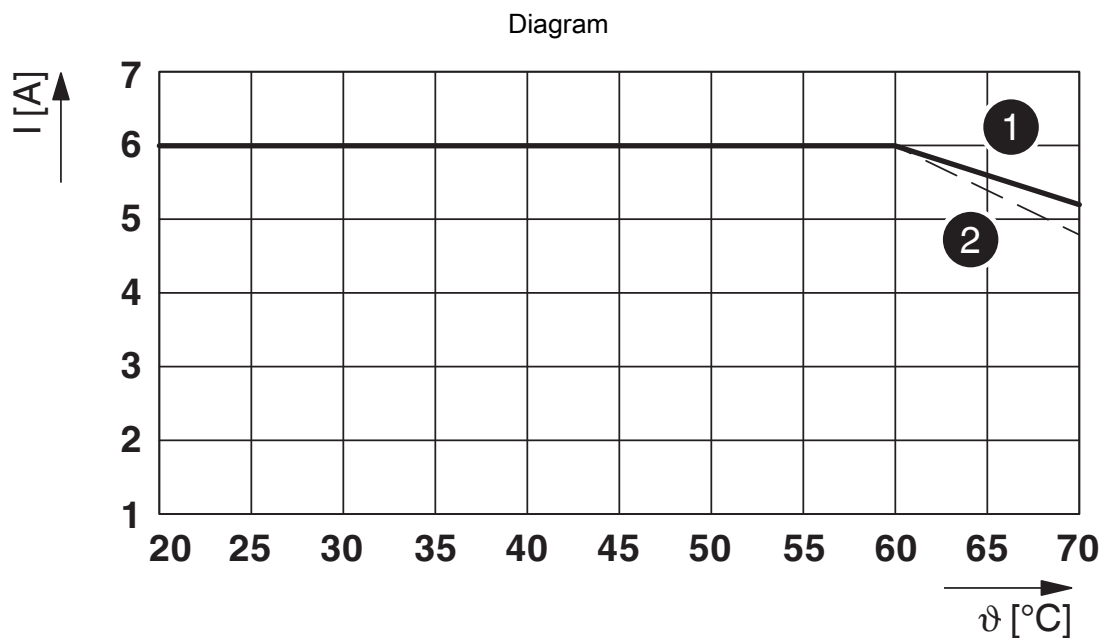


Curve A

Maximum permissible continuous voltage U_{\max} with limiting continuous current on the contact side (see relevant technical data)

Curve B

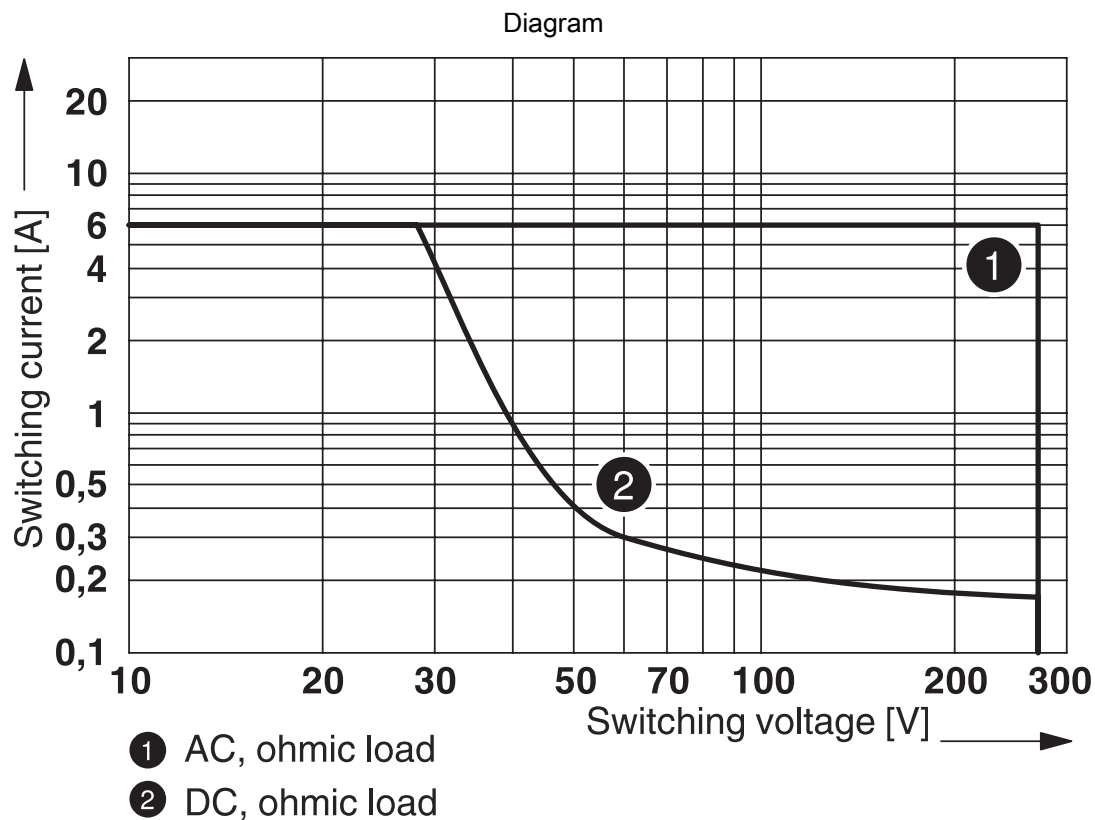
Minimum permissible operate voltage U_{op} after pre-excitation (see relevant technical data)



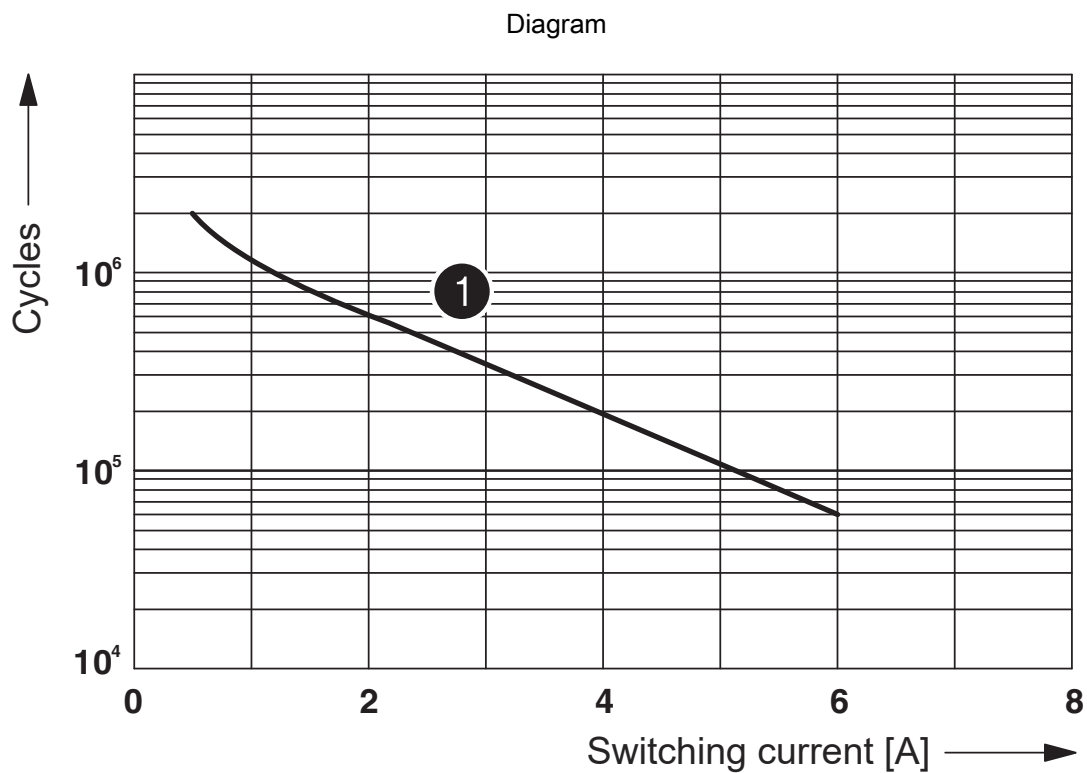
Limiting continuous current per contact for 0.85 ... 1.1 U_N (contact-side)

(1) Limiting continuous current for horizontal installation position without clearance

(2) Limiting continuous current for vertical installation position without clearance



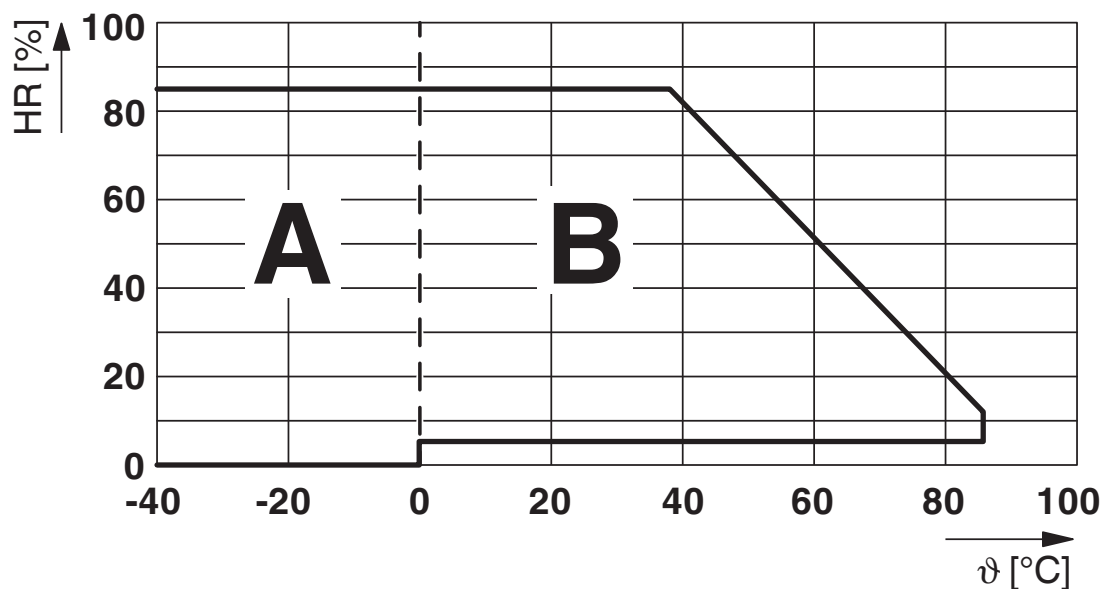
Interrupting rating



① 250 V AC, ohmic load

Electrical service life

Diagram



Permissible humidity for operation and storage.

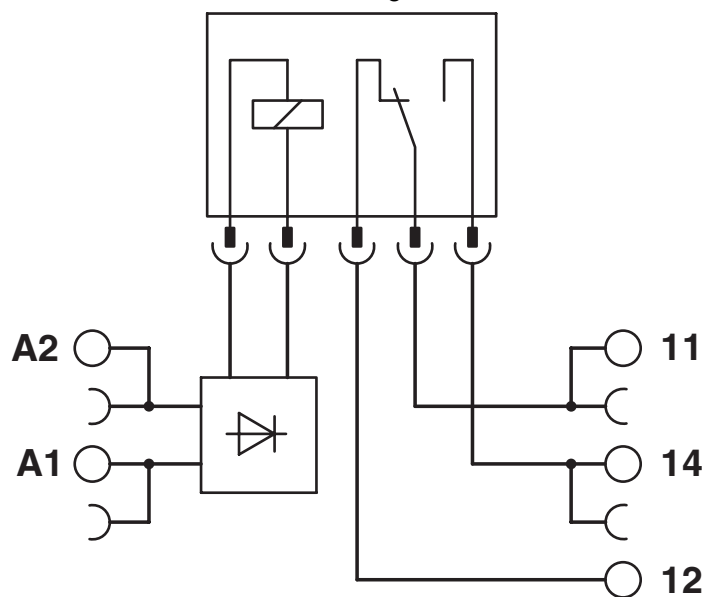
The maximum permissible ambient temperature as specified in the data sheet must be observed.

Area A: Ice buildup at ambient temperatures $\leq 0^\circ\text{C}$ must be prevented

Area B: Condensation at ambient temperatures $> 0^\circ\text{C}$ must be prevented

On 30 full days that are naturally distributed across an entire year, a humidity level of 95% is permissible at an ambient temperature $\leq 25^\circ\text{C}$.

Circuit diagram



PLC-RSC- 24DC/21 - Relay module



2966171

<https://www.phoenixcontact.com/us/products/2966171>

Approvals

🔗 To download certificates, visit the product detail page: <https://www.phoenixcontact.com/us/products/2966171>



EAC

Approval ID: RU*C-DE.*08.B.00010



DNV GL

Approval ID: TAE0000196



cULus Listed

Approval ID: E140324

PLC-RSC- 24DC/21 - Relay module



2966171

<https://www.phoenixcontact.com/us/products/2966171>

Classifications

ECLASS

| | |
|-------------|----------|
| ECLASS-13.0 | 27371601 |
| ECLASS-15.0 | 27371601 |

ETIM

| | |
|----------|----------|
| ETIM 9.0 | EC001437 |
|----------|----------|

UNSPSC

| | |
|-------------|----------|
| UNSPSC 21.0 | 39122300 |
|-------------|----------|

PLC-RSC- 24DC/21 - Relay module



2966171

<https://www.phoenixcontact.com/us/products/2966171>

Environmental product compliance

EU RoHS

| | |
|---|--------------|
| Fulfills EU RoHS substance requirements | Yes |
| Exemption | 7(a), 7(c)-I |

China RoHS

| | |
|--|---|
| Environment friendly use period (EFUP) | EFUP-50 |
| | An article-related China RoHS declaration table can be found in the download area for the respective article under "Manufacturer declaration". For all articles with EFUP-E, no China RoHS declaration table issued and required. |

EU REACH SVHC

| | |
|-------------------------------------|---|
| REACH candidate substance (CAS No.) | Hexahydromethylphthalic anhydride(CAS: n/a) |
| | Lead(CAS: 7439-92-1) |
| SCIP | 20094ffa-eb95-4291-a21b-4463d52fab42 |

EF3.0 Climate Change

| | |
|---------|---------------|
| CO2e kg | 0.335 kg CO2e |
|---------|---------------|

Phoenix Contact 2025 © - all rights reserved
<https://www.phoenixcontact.com>

Phoenix Contact USA
586 Fulling Mill Road
Middletown, PA 17057, United States
(+717) 944-1300
info@phoenixcon.com