

2902832

<https://www.phoenixcontact.com/us/products/2902832>

Please be informed that the data shown in this PDF document is generated from our online catalog. Please find the complete data in the user documentation. Our general terms of use for downloads are valid.



The configurable frequency transducer is suitable for the connection of NAMUR proximity sensors as well as for sensors with NPN and PNP outputs. Configurable via DIP switch and teach-in wheel. Screw connection, standard configuration.

Product description

The configurable 3-way isolated frequency transducer is suitable for the connection of NAMUR proximity sensors (IEC 60947-5-6 and EN 50227) as well as for sensors with NPN and PNP outputs that generate a frequency signal. The measured values are converted into a linear current or voltage signal. The device is configured via DIP switches. Alternatively, the frequency range can be configured with extended options via the teach-in wheel. The measuring transducer supports fault monitoring.

Commercial data

Item number	2902832
Packing unit	1 pc
Minimum order quantity	1 pc
Sales key	C403
Product key	DK1136
GTIN	4046356682367
Weight per piece (including packing)	116.9 g
Weight per piece (excluding packing)	114.7 g
Customs tariff number	85437090
Country of origin	DE

# MINI MCR-SL-F-UI-NC - Frequency measuring transducer



2902832

<https://www.phoenixcontact.com/us/products/2902832>

## Technical data

### Notes

#### Utilization restriction

EMC note	EMC: class A product, see manufacturer's declaration in the download area
----------	---

### Product properties

Product type	Frequency value transformer
Product family	MINI Analog
No. of channels	1
Operating elements	Press/slide button
Configuration	DIP switches

#### Insulation characteristics

Overvoltage category	II
Pollution degree	2

### System properties

#### Functionality

Configuration	DIP switches
---------------	--------------

### Electrical properties

Electrical isolation	3-way isolation
Electrical isolation between input and output	yes
Protective circuit	Transient protection
Step response (0–99%)	< 35 ms (At $f > 500$ Hz)
Maximum temperature coefficient	0.01 %/K
Transmission error in the set measuring range	0.1 %

#### Electrical isolation Input/output/power supply

Rated insulation voltage	50 V AC/DC
Test voltage	1.5 kV AC (50 Hz, 60 s)
Insulation	Basic insulation in accordance with IEC/EN 61010

#### Supply

Supply voltage range	9.6 V DC ... 30 V DC (The DIN rail connector (ME 6,2 TBUS-2 1,5/5-ST-3,81 GN, item no. 2869728) can be used to bridge the supply voltage. It can be snapped onto a 35 mm DIN rail in accordance with EN 60715)
Typical current consumption	< 28 mA (at $I_{OUT} = 20$ mA, 24 V DC, load 500 $\Omega$ )
Power consumption	< 800 mW (at $I_{OUT} = 20$ mA, 9.6 V DC, load 500 $\Omega$ )

### Input data

Measurement: Frequency

# MINI MCR-SL-F-UI-NC - Frequency measuring transducer



2902832

<https://www.phoenixcontact.com/us/products/2902832>


Configurable/programmable	Yes
Available input sources	NPN/PNP transistor outputs
	NAMUR initiators
	Floating relay contact (dry contact)
Max. voltage input signal	30 V (incl. DC voltage)
Frequency measuring range	0.002 Hz ... 20 kHz (DIP switch)
	0.002 Hz ... 80 kHz (Teach-in wheel)

## Signal

Number of inputs	1
Input signal	Frequency

## Output data

Signal: Voltage/current

Number of outputs	1
Configurable/programmable	Yes
Voltage output signal	0 V ... 5 V
	1 V ... 5 V
	0 V ... 10 V
	10 V ... 0 V
Max. voltage output signal	≈  V
Current output signal	0 mA ... 20 mA
	4 mA ... 20 mA
	20 mA ... 0 mA
	20 mA ... 4 mA
Max. current output signal	24.6 mA
Load/output load voltage output	≥ 10 kΩ
Load/output load current output	500 Ω (20 mA)
Ripple	< 20 mV <sub>PP</sub>
	< 20 mV <sub>PP</sub> (500 Ω)

## Connection data

Connection method	Screw connection
Stripping length	12 mm
Screw thread	M3
Conductor cross-section rigid	0.2 mm² ... 2.5 mm²
Conductor cross-section flexible	0.2 mm² ... 2.5 mm²
Conductor cross-section AWG	26 ... 12

## Signaling

Status display	LED (red)
----------------	-----------

## Dimensions

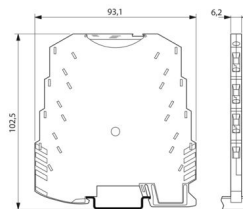
# MINI MCR-SL-F-UI-NC - Frequency measuring transducer



2902832

<https://www.phoenixcontact.com/us/products/2902832>

Dimensional drawing



Width	6.2 mm
Height	93.1 mm
Depth	101.2 mm

## Material specifications

Color	green (RAL 6021)
Housing material	PBT
Fire protection for rail vehicles (DIN EN 45545-2) R22	HL 1 - HL 2
Fire protection for rail vehicles (DIN EN 45545-2) R23	HL 1 - HL 2
Fire protection for rail vehicles (DIN EN 45545-2) R24	HL 1 - HL 2

## Environmental and real-life conditions

### Ambient conditions

Degree of protection	IP20
Ambient temperature (operation)	-20 °C ... 65 °C
Ambient temperature (storage/transport)	-40 °C ... 85 °C
Altitude	≤ 2000 m
Permissible humidity (operation)	5 % ... 95 % (non-condensing)

## Approvals

### CE

Certificate	CE-compliant
-------------	--------------

### UKCA

Certificate	UKCA-compliant
-------------	----------------

### UL, USA/Canada

Identification	UL 508 Listed
	Class I, Div. 2, Groups A, B, C, D T4
	Class I, Zone 2, Group IIC

### Shipbuilding approval

Certificate	DNV GL TAA00002R0
-------------	-------------------

### Shipbuilding data

Temperature	B
Humidity	B
Vibration	B

# MINI MCR-SL-F-UI-NC - Frequency measuring transducer



2902832

<https://www.phoenixcontact.com/us/products/2902832>

EMC	A
Enclosure	Required protection according to the Rules shall be provided upon installation on board

## EMC data

Electromagnetic compatibility	Conformance with EMC directive
Noise immunity	EN 61000-6-2
Note	When being exposed to interference, there may be minimal deviations.

## Noise emission

Standards/regulations	EN 61000-6-4
-----------------------	--------------

## Electrostatic discharge

Standards/regulations	EN 61000-4-2
-----------------------	--------------

## Electrostatic discharge

Comments	Safety measures must be taken to prevent electrostatic discharge.
----------	---

## Electromagnetic HF field

Designation	Electromagnetic RF field
Standards/regulations	EN 61000-4-3
Typical deviation from the measuring range final value	0.1 %

## Fast transients (burst)

Designation	Fast transients (burst)
Standards/regulations	EN 61000-4-4
Typical deviation from the measuring range final value	2 %

## Surge current load (surge)

Standards/regulations	EN 61000-4-5
-----------------------	--------------

## Conducted interference

Designation	Conducted interferences
Standards/regulations	EN 61000-4-6
Typical deviation from the measuring range final value	0.3 %

## Standards and regulations

Electrical isolation	3-way isolation
----------------------	-----------------

## Mounting

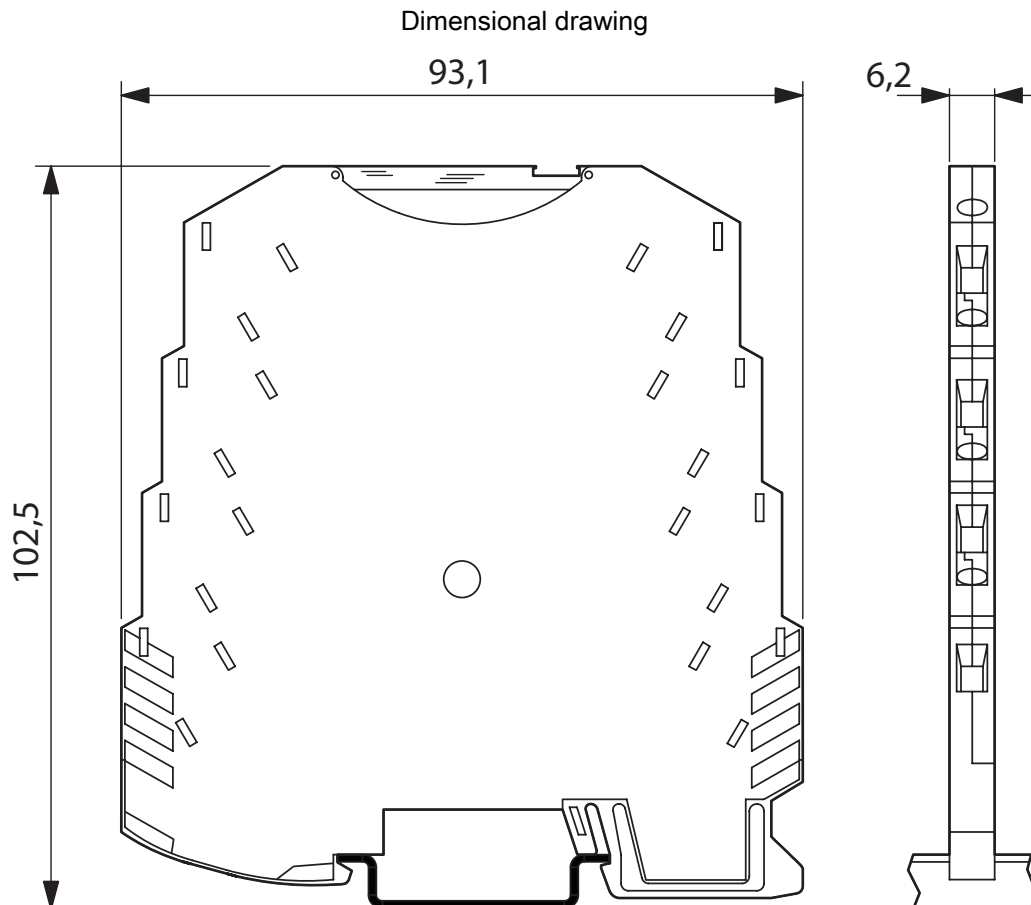
Mounting type	DIN rail mounting
Assembly note	The DIN rail connector can be used for bridging the supply voltage. It can be snapped onto a 35 mm EN 60715 DIN rail.
Mounting position	any

# MINI MCR-SL-F-UI-NC - Frequency measuring transducer

2902832

<https://www.phoenixcontact.com/us/products/2902832>

## Drawings

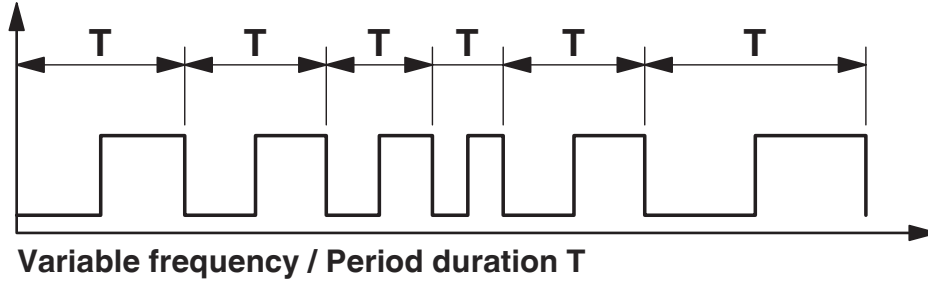


2902832

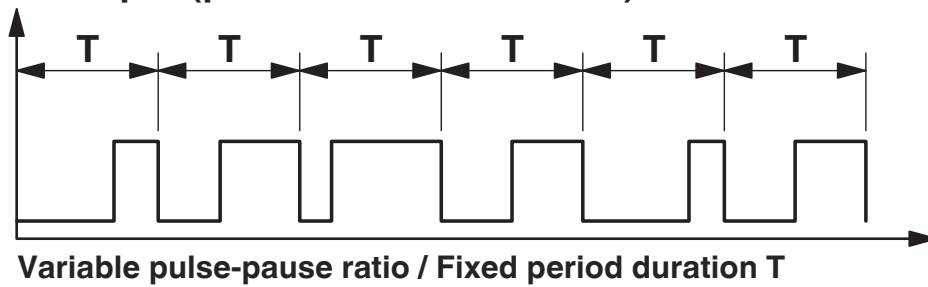
<https://www.phoenixcontact.com/us/products/2902832>

Diagram

**Frequency output**



**PWM output (pulse width modulation)**

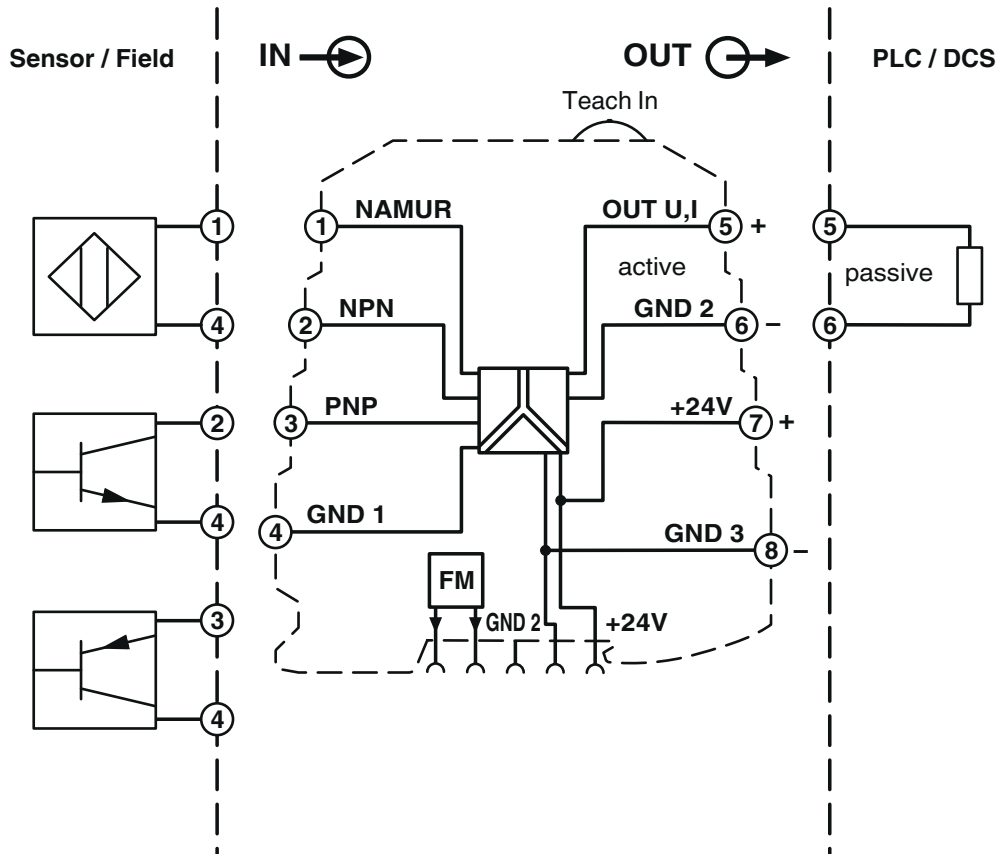


# MINI MCR-SL-F-UI-NC - Frequency measuring transducer

2902832

<https://www.phoenixcontact.com/us/products/2902832>

Block diagram





# MINI MCR-SL-F-UI-NC - Frequency measuring transducer



2902832

<https://www.phoenixcontact.com/us/products/2902832>

## Approvals

To download certificates, visit the product detail page: <https://www.phoenixcontact.com/us/products/2902832>



**UL Listed**

Approval ID: E238705



**cUL Listed**

Approval ID: E238705

**DNV**

Approval ID: TAA00002R0



**cUL Listed**

Approval ID: E199827



**UL Listed**

Approval ID: FILE E 199827

# MINI MCR-SL-F-UI-NC - Frequency measuring transducer



2902832

<https://www.phoenixcontact.com/us/products/2902832>

## Classifications

### ECLASS

ECLASS-13.0	27210128
ECLASS-15.0	27210128

### ETIM

ETIM 9.0	EC002918
----------	----------

### UNSPSC

UNSPSC 21.0	39121000
-------------	----------

# MINI MCR-SL-F-UI-NC - Frequency measuring transducer



2902832

<https://www.phoenixcontact.com/us/products/2902832>

## Environmental product compliance

### EU RoHS

Fulfills EU RoHS substance requirements	Yes
Exemption	7(a), 7(c)-I

### China RoHS

Environment friendly use period (EFUP)	EFUP-50
	An article-related China RoHS declaration table can be found in the download area for the respective article under "Manufacturer declaration". For all articles with EFUP-E, no China RoHS declaration table issued and required.

### EU REACH SVHC

REACH candidate substance (CAS No.)	Lead(CAS: 7439-92-1)
	2,2',6,6'-tetrabromo-4,4'-isopropylidenediphenol(CAS: 79-94-7)
SCIP	343b353d-cae5-41f8-b03c-b880e96783c7

Phoenix Contact 2025 © - all rights reserved  
<https://www.phoenixcontact.com>

Phoenix Contact USA  
586 Fulling Mill Road  
Middletown, PA 17057, United States  
(+717) 944-1300  
[info@phoenixcon.com](mailto:info@phoenixcon.com)