

SUBCON-PLUS-CAN/AX/M12 - D-SUB bus connector



2902326

<https://www.phoenixcontact.com/us/products/2902326>

Please be informed that the data shown in this PDF document is generated from our online catalog. Please find the complete data in the user documentation. Our general terms of use for downloads are valid.



D-SUB connector, 9-pos. socket, assignment: 2, 3, 5, 7, 9; two M12 cable entries (A-coded), axial. Bus system: CAN, CANopen®. Termination resistor via separate M12 terminator.

Product description

The SUBCON-PLUS fast connectors with M12 connection ensure error-free installation of bus systems, thanks to the use of fully-tested components such as cables and connectors. The innovative housing concept is lightweight yet offers optimum mechanical protection against environmental influences. This means that the fast connection plugs are ideal, even in applications subject to vibration. The unique SPEEDCON fast locking system on the M12 connections offers reliable connection with just half a turn.

Your advantages

- Assembly under field conditions
- Quick connection thanks to M12-SPEEDCON fast locking system
- Through-contacted shielding from M12 to D-SUB

Commercial data

Item number	2902326
Packing unit	1 pc
Minimum order quantity	1 pc
Sales key	DN10
Product key	DNC541
GTIN	4046356655019
Weight per piece (including packing)	62.9 g
Weight per piece (excluding packing)	62.6 g
Customs tariff number	85366990
Country of origin	CN

SUBCON-PLUS-CAN/AX/M12 - D-SUB bus connector



2902326

<https://www.phoenixcontact.com/us/products/2902326>

Technical data

Notes

Note on application

Note on application	Only for industrial use
---------------------	-------------------------

Product properties

Product type	Data plug
MTTF	6706 Years (SN 29500 standard, temperature 25°C, operating cycle 21%)
	1817 Years (SN 29500 standard, temperature 40°C, operating cycle 34.25%)
	155 Years (SN 29500 standard, temperature 40°C, operating cycle 100%)
Pin assignment	2, 3, 5, 7, 9

Electrical properties

Nominal voltage U_N	5 V
Nominal current I_N	100 mA

Connection data

Tightening torque	... 0.4 Nm
-------------------	------------

D-SUB connection

Connection method	D-SUB socket
-------------------	--------------

M12 connector

Connection method	M12 male, A-coded
-------------------	-------------------

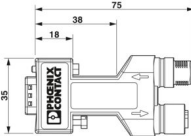
M12 connector

Connection method	M12 female, A-coded
-------------------	---------------------

Interfaces

Bus system	CAN, CANopen, SafetyBus-P
Signal	CAN
	CANopen®

Dimensions

Dimensional drawing	
Width	16 mm
Height	75 mm

SUBCON-PLUS-CAN/AX/M12 - D-SUB bus connector



2902326

<https://www.phoenixcontact.com/us/products/2902326>

Length	38 mm
--------	-------

Material specifications

Material (Housing)	Polyamide
--------------------	-----------

Mechanical properties

Mechanical data

Fixing screws	4-40 UNC
Tightening torque	0.4 Nm

Mechanical tests

Vibration resistance in accordance with EN 60068-2-6/IEC 60068-2-6	Vibration (operation): 5g, 10...150 Hz, 2.5 h, in XYZ direction
Shock in accordance with EN 60068-2-27/IEC 60068-2-27	Shock (operation): 15g, 11 ms period, half-sine shock pulse

Environmental and real-life conditions

Ambient conditions

Degree of protection	IP40
Ambient temperature (operation)	-30 °C ... 80 °C
Ambient temperature (storage/transport)	-40 °C ... 85 °C
Ambient temperature (assembly)	-20 °C ... 80 °C
Altitude	≤ 5000 m (For restrictions, see the manufacturer's declaration for altitude operation)
Permissible humidity (operation)	10 % ... 95 % (non-condensing)
Permissible humidity (storage/transport)	5 % ... 95 % (non-condensing)

Standards and regulations

Free from substances that could impair the application of coating	VDMA 24364:2018-05
---	--------------------

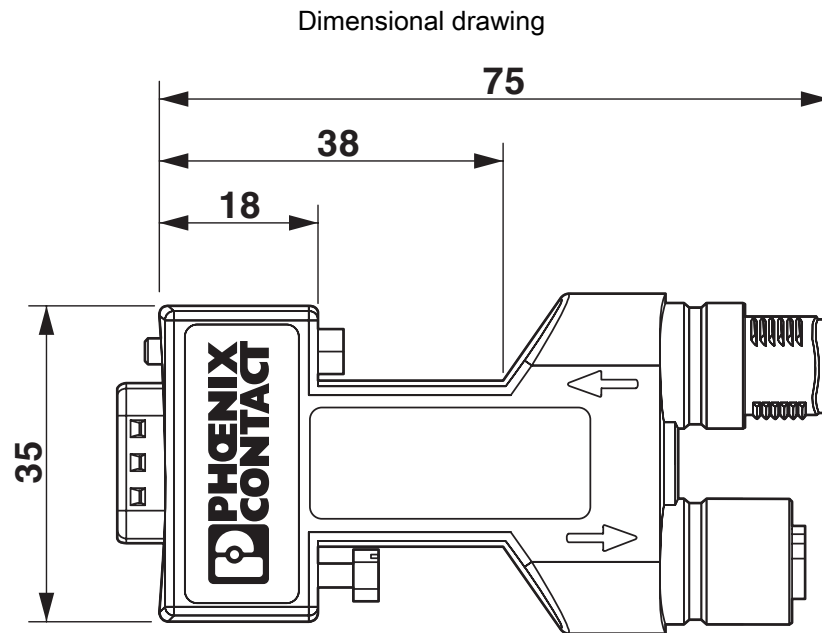
SUBCON-PLUS-CAN/AX/M12 - D-SUB bus connector



2902326

<https://www.phoenixcontact.com/us/products/2902326>

Drawings



SUBCON-PLUS...AX...M12 dimensional drawing, axial (180°) version

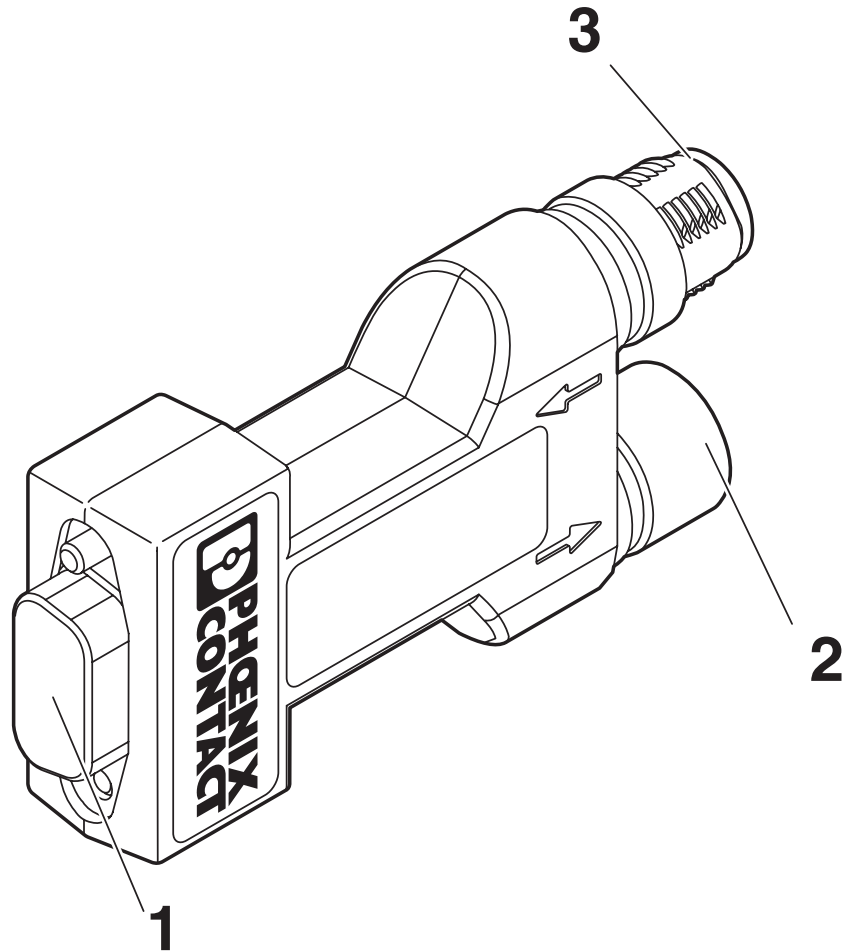
SUBCON-PLUS-CAN/AX/M12 - D-SUB bus connector



2902326

<https://www.phoenixcontact.com/us/products/2902326>

Schematic diagram



Function elements

- 1 = D-SUB 9
- 2 = Outgoing M12 connection
- 3 = Incoming M12 connection
- 4 = D-SUB PG connection (depending on the version)

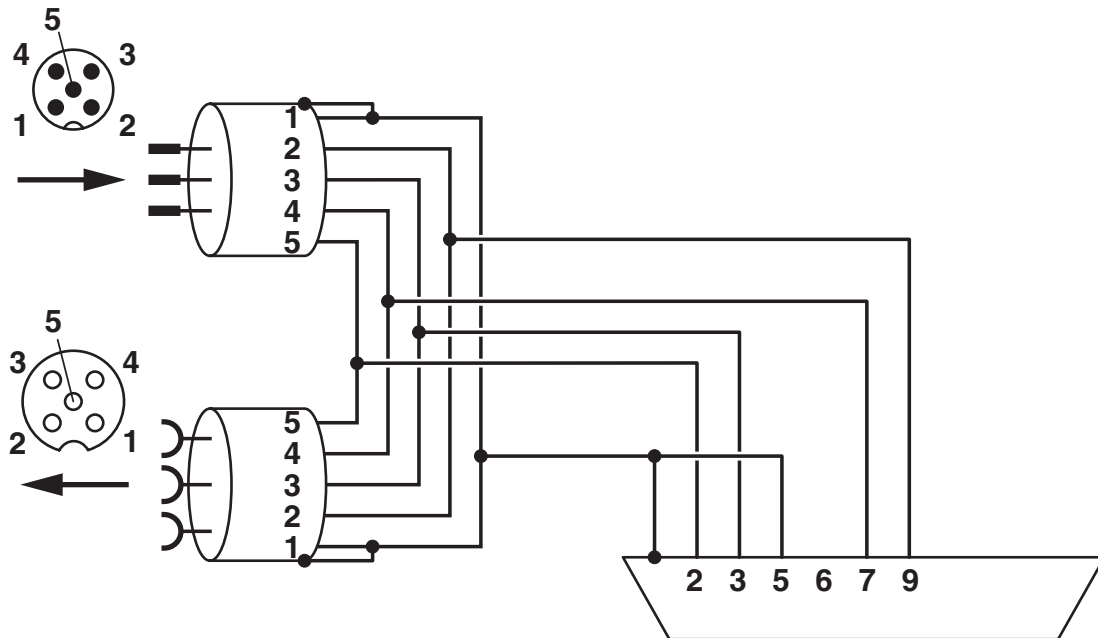
SUBCON-PLUS-CAN/AX/M12 - D-SUB bus connector



2902326

<https://www.phoenixcontact.com/us/products/2902326>

Block diagram



SUBCON-PLUS-CAN/...M12 function block diagram

SUBCON-PLUS-CAN/AX/M12 - D-SUB bus connector



2902326

<https://www.phoenixcontact.com/us/products/2902326>

Classifications

ECLASS

ECLASS-13.0	27440302
ECLASS-15.0	27440322

ETIM

ETIM 9.0	EC001132
----------	----------

UNSPSC

UNSPSC 21.0	39121400
-------------	----------

SUBCON-PLUS-CAN/AX/M12 - D-SUB bus connector



2902326

<https://www.phoenixcontact.com/us/products/2902326>

Environmental product compliance

EU RoHS	
Fulfills EU RoHS substance requirements	Yes
Exemption	6(c)
China RoHS	
Environment friendly use period (EFUP)	EFUP-E
	No hazardous substances above the limits
EU REACH SVHC	
REACH candidate substance (CAS No.)	Lead(CAS: 7439-92-1)
SCIP	d958f5aa-00a4-41be-b945-0c44901b5f01

Phoenix Contact 2025 © - all rights reserved
<https://www.phoenixcontact.com>

Phoenix Contact USA
586 Fulling Mill Road
Middletown, PA 17057, United States
(+717) 944-1300
info@phoenixcon.com