

# INJ 1010 - Injector

2703007

<https://www.phoenixcontact.com/us/products/2703007>



Please be informed that the data shown in this PDF document is generated from our online catalog. Please find the complete data in the user documentation. Our general terms of use for downloads are valid.

PoE injector, 60 W, two RJ45 jacks, 10/100/1000 Mbps, DIN rail mounting, IP20



## Product description

The midspan injectors connect Ethernet devices without PoE (e.g., switches) to PoE-capable end devices (e.g., IP cameras). As power sourcing equipment (PSE), the injector supplies the required power to a powered device (PD) via the data cable. The injector and end device negotiate the electrical power requirements autonomously.

## Your advantages

- Extended supply voltage range of 18 V DC ... 57 V DC, redundant
- 10/100/1000 Mbps
- Mounting on a DIN rail
- Safe shield connection to ground potential

## Commercial data

Item number	2703007
Packing unit	1 pc
Minimum order quantity	1 pc
Sales key	DN18
Product key	DNC351
GTIN	4055626462950
Weight per piece (including packing)	394.5 g
Weight per piece (excluding packing)	394.5 g
Customs tariff number	85044083
Country of origin	TW

# INJ 1010 - Injector

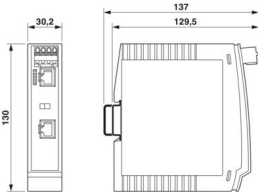
2703007

<https://www.phoenixcontact.com/us/products/2703007>



## Technical data

### Dimensions

Dimensional drawing	
Width	30.2 mm
Height	130 mm
Depth	120 mm

### Notes

#### Note on application

Note on application	Only for industrial use
---------------------	-------------------------

### Material specifications

Color	gray
Housing material	Plastic

### Mounting

Mounting type	DIN rail mounting
Mounting position	vertical

### Interfaces

Basic functions	PSE/Midspan, compliant with IEEE 802.3af, at
-----------------	--

#### Data: Power over Ethernet

Serial transmission speed	10/100/1000 Mbps
Connection method	RJ45 jack
No. of channels	1
Pin assignment	1:1
Transmission length	100 m (including patch cables)
Output nominal voltage	54 V DC (PoE)
Output power	60 W

#### Data: Ethernet

Connection method	RJ45 CAT5e
-------------------	------------

### Product properties

Product type	Injector
MTTF	133.8 Years (MIL-HDBK-217F standard, temperature 25°C, operating cycle 100%)

# INJ 1010 - Injector

2703007

<https://www.phoenixcontact.com/us/products/2703007>



Basic functions	PSE/Midspan, compliant with IEEE 802.3af, at
-----------------	--

## Functions

Basic functions	PSE/Midspan, compliant with IEEE 802.3af, at
-----------------	--

## Security functions

Basic functions	PSE/Midspan, compliant with IEEE 802.3af, at
-----------------	--

## Electrical properties

Maximum power dissipation for nominal condition	65.52 W
---	---------

## Supply

Supply voltage range	18 V DC ... 57 V DC (Ordinary locations)
	24 V DC ... 48 V DC (Hazardous locations)
Nominal supply voltage	24 V DC
	48 V DC
Max. current consumption	4.2 A
	2.73 A (24 V DC)
	1.34 A (48 V DC)
Power consumption	≤ 75 W
Protective circuit	Reverse polarity protection

## Connection data

### Supply

Conductor cross-section flexible, with ferrule without plastic sleeve	0.25 mm² ... 2.5 mm²
Conductor cross-section, flexible, with ferrule, with plastic sleeve	0.25 mm² ... 2.5 mm²
Conductor cross-section, flexible	0.20 mm² ... 2.50 mm²
Conductor cross-section, rigid	0.20 mm² ... 2.50 mm²
Conductor cross-section AWG	20 ... 12

## Environmental and real-life conditions

### Ambient conditions

Degree of protection	IP20 (Non-certificated by UL)
Ambient temperature (operation)	0 °C ... 60 °C
Ambient temperature (storage/transport)	-40 °C ... 85 °C
Altitude	≤ 5000 m (For restrictions, see the manufacturer's declaration for altitude operation)
	≤ 2000 m (with UL approval)
Permissible humidity (operation)	10 % ... 95 % (non-condensing)

## Approvals

### CE

Identification	CE-compliant
----------------	--------------

# INJ 1010 - Injector



2703007

<https://www.phoenixcontact.com/us/products/2703007>

## UL, USA/Canada

Identification	Class I, Div. 2, Groups A, B, C, D T4
----------------	---------------------------------------

## Corrosive gas test

Identification	ISA-S71.04-1985 G3 Harsh Group A
----------------	----------------------------------

## EMC data

Electromagnetic compatibility	Conformance with EMC Directive 2014/30/EU
-------------------------------	---

## Electrostatic discharge

Standards/regulations	EN 61000-4-2
-----------------------	--------------

## Electrostatic discharge

Contact discharge	± 6 kV (Test Level 3)
Discharge in air	± 8 kV (Test Level 3)
Indirect discharge	± 6 kV
Comments	Criterion B

## Electromagnetic HF field

Standards/regulations	EN 61000-4-3
-----------------------	--------------

## Electromagnetic HF field

Frequency range	80 MHz ... 3 GHz (Test Level 3)
Field intensity	10 V/m
Comments	Criterion A

## Fast transients (burst)

Standards/regulations	EN 61000-4-4
-----------------------	--------------

## Fast transients (burst)

Input	± 2.2 kV (1 minute)
Signal	± 2.2 kV (1 minute)
Comments	Criterion B

## Surge current load (surge)

Standards/regulations	EN 61000-4-5
-----------------------	--------------

## Surge current load (surge)

Input	± 0.5 kV
Signal	± 1 kV (Data line, asymmetrical) ± 2 kV (I/O cable on field side only, asymmetric)
Comments	Criterion B

## Conducted interference

Standards/regulations	EN 61000-4-6
-----------------------	--------------

## Conducted interference

Frequency range	0.15 MHz ... 80 MHz
Comments	Criterion A

# INJ 1010 - Injector



2703007

<https://www.phoenixcontact.com/us/products/2703007>

Voltage	10 V
---------	------

Emitted interference

Standards/regulations	EN 61000-6-4
Comments	Class A, industrial applications

Emitted interference

Standards/regulations	EN 61000-6-3
Comments	Class B, domain of use: residential and small commercial

System properties

Functionality

Basic functions	PSE/Midspan, compliant with IEEE 802.3af, at
-----------------	--

# INJ 1010 - Injector

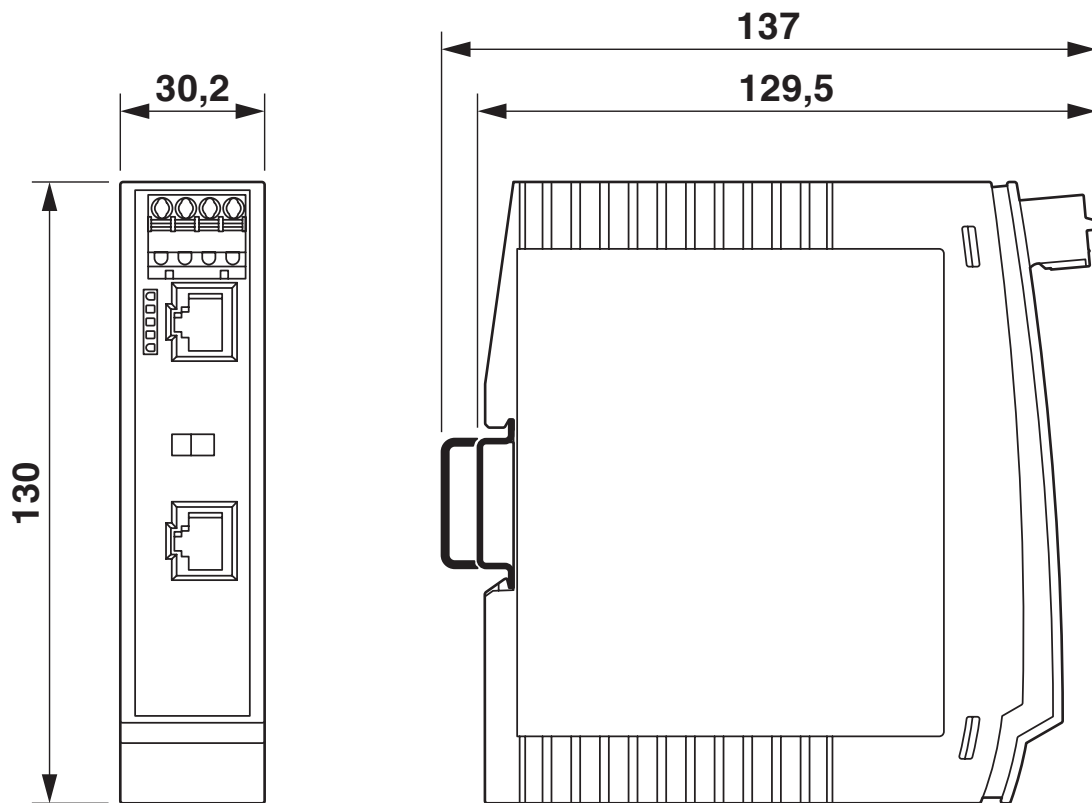
2703007

<https://www.phoenixcontact.com/us/products/2703007>



## Drawings

Dimensional drawing

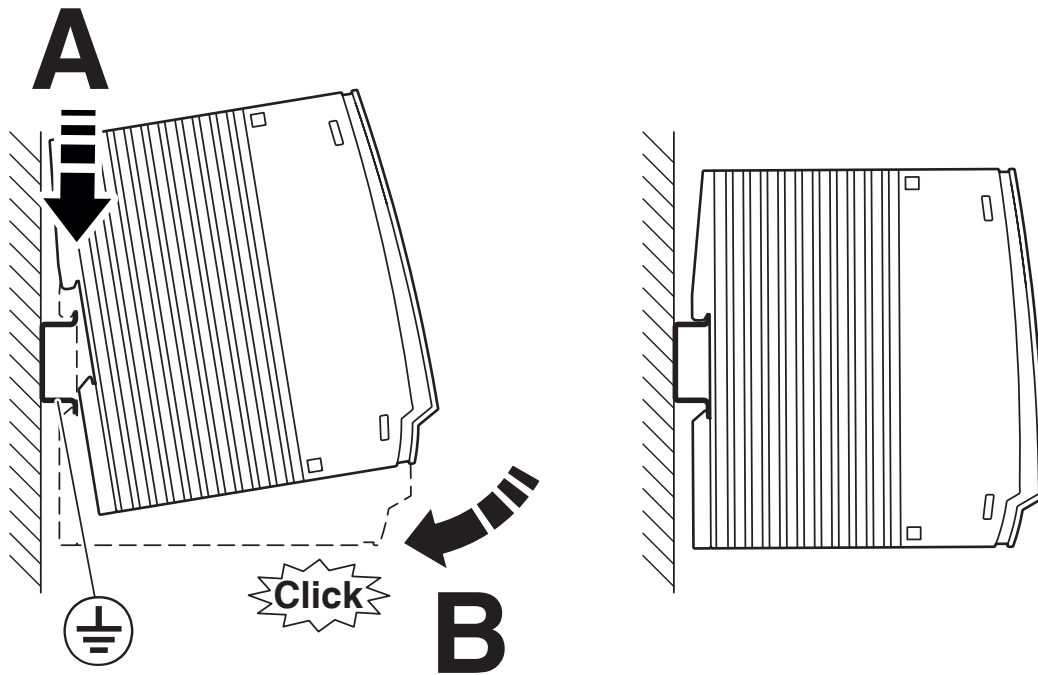


# INJ 1010 - Injector

2703007

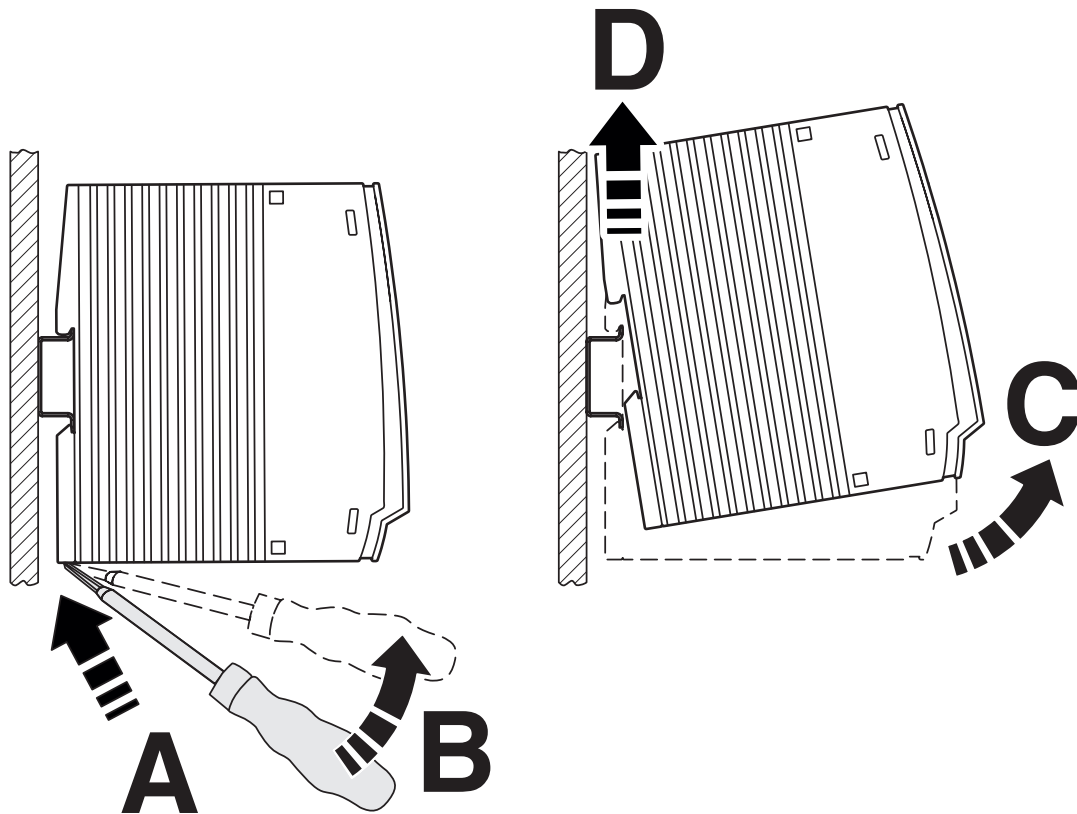
<https://www.phoenixcontact.com/us/products/2703007>

Schematic diagram



Mounting

Schematic diagram



Removal

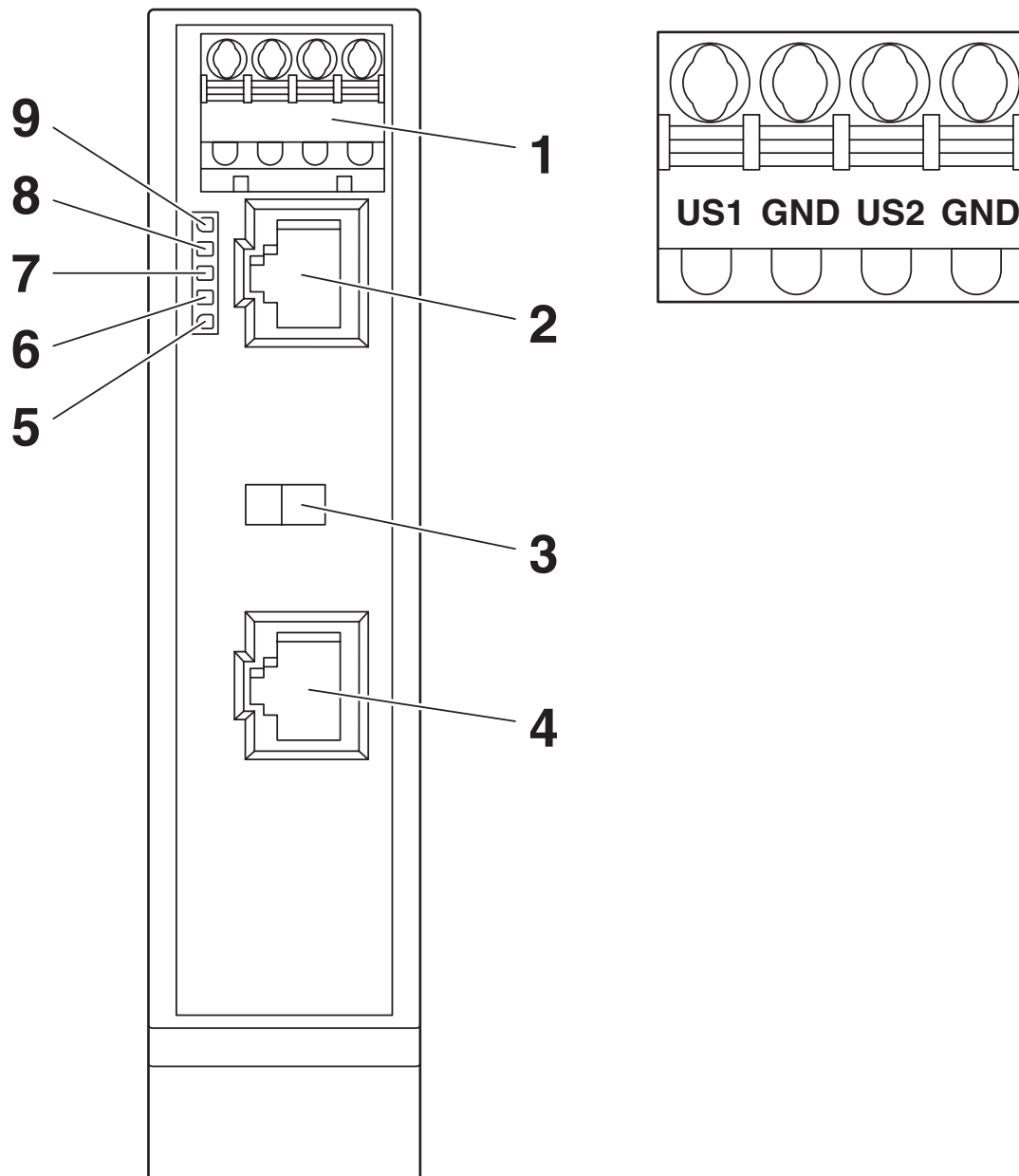


# INJ 1010 - Injector

2703007

<https://www.phoenixcontact.com/us/products/2703007>

Schematic diagram



Front view


# INJ 1010 - Injector



2703007

<https://www.phoenixcontact.com/us/products/2703007>

## Approvals

 To download certificates, visit the product detail page: <https://www.phoenixcontact.com/us/products/2703007>



**cULus Listed**

Approval ID: E238705



**cUL Listed**

Approval ID: E196811



**UL Listed**

Approval ID: E196811

# INJ 1010 - Injector



2703007

<https://www.phoenixcontact.com/us/products/2703007>

## Classifications

### ECLASS

ECLASS-13.0	19170112
ECLASS-15.0	19170112

### ETIM

ETIM 9.0	EC001128
----------	----------

### UNSPSC

UNSPSC 21.0	43223300
-------------	----------

# INJ 1010 - Injector

2703007

<https://www.phoenixcontact.com/us/products/2703007>



## Environmental product compliance

### EU RoHS

Fulfills EU RoHS substance requirements	Yes
Exemption	15, 15(a), 7(a), 7(c)-I

### China RoHS

Environment friendly use period (EFUP)	EFUP-10
	An article-related China RoHS declaration table can be found in the download area for the respective article under "Manufacturer declaration". For all articles with EFUP-E, no China RoHS declaration table issued and required.

### EU REACH SVHC

REACH candidate substance (CAS No.)	Lead(CAS: 7439-92-1)
SCIP	5cfa8794-8946-4963-86d9-c2e8a5c34b0b

Phoenix Contact 2025 © - all rights reserved

<https://www.phoenixcontact.com>

Phoenix Contact USA  
586 Fulling Mill Road  
Middletown, PA 17057, United States  
(+717) 944-1300  
[info@phoenixcon.com](mailto:info@phoenixcon.com)