

TC EXTENDER 2001 ETH-2S - Ethernet extender



2702409

<https://www.phoenixcontact.com/us/products/2702409>

Please be informed that the data shown in this PDF document is generated from our online catalog. Please find the complete data in the user documentation. Our general terms of use for downloads are valid.



Second generation: Unmanaged Ethernet extender for point-to-point connections, line and ring structures, data rates up to 30 Mbps, distances of up to 20 km on in-house copper cables, diagnostics via USB and LEDs, 2 SHDSL ports, 1 LAN port

Product description

The Ethernet extender makes broadband Ethernet applications on existing cables possible. It is the successor to the first generation PSI MODEM SHDSL/ETH, Item No. 2313643. The Ethernet extender can be used for in-house 2 and 4-wire cables, but not in the public telephone network. Point-to-point, line or ring structures can be established, with ranges of up to 20 km.

You can use the Ethernet extender in a network with first generation devices (PSI-MODEM-SHDSL/ETH from firmware version 4.xx). The Ethernet extender can also be combined with managed Ethernet extenders: TC EXTENDER 6004 ETH-2S, Item No. 2702255 and TC EXTENDER 4001 ETH-1S, Item No. 2702253. This enables the central diagnosis of all users and lines via IP.

Your advantages

- Distances up to 20 km
- Up to 15.3 Mbps in 2-wire operation
- Up to 30 Mbps in 4-wire operation
- Robust modulation method (SHDSL)
- Automatic SHDSL data rate detection
- Transparent transmission of all standard Ethernet protocols, including EtherNet/IP™, Modbus/TCP, PROFINET, PROFIsafe, EtherCAT®, KNX, BACnet/IP
- Network transparent (no IP configuration required)
- Automatic detection of network cable type (auto MDI(X))
- Automatic network data rate detection (10/100 Mbps)
- Easy startup, plug and play
- Future proof (IPv4 and IPv6-compatible)
- 2 digital outputs for alerting external controllers

Commercial data

Item number	2702409
Packing unit	1 pc
Minimum order quantity	1 pc
Sales key	DN24
Product key	DNC442
GTIN	4055626162560
Weight per piece (including packing)	267.6 g
Weight per piece (excluding packing)	258.7 g

TC EXTENDER 2001 ETH-2S - Ethernet extender

2702409

<https://www.phoenixcontact.com/us/products/2702409>



Customs tariff number	85176200
Country of origin	DE

Technical data

Notes

Note on application

Note on application	Only for industrial use
---------------------	-------------------------

Utilization restriction

CCCex note	Use in potentially explosive areas is not permitted in China.
------------	---

Product properties

Product type	Ethernet extender
MTTF	711 Years (SN 29500 standard, temperature 25°C, operating cycle 21%)
	308 Years (SN 29500 standard, temperature 40°C, operating cycle 34.25%)
	125 Years (SN 29500 standard, temperature 40°C, operating cycle 100%)
Basic functions	Ethernet extenders in accordance with ITU-T G.991.2

Functions

Diagnostic functions	Topological overview, event and path diagnostics
	Logbook
Basic functions	Ethernet extenders in accordance with ITU-T G.991.2
Filter functions	VLAN
Management	Plug and Play, diagnostics via PSI-CONF software or web-based management (only with managed Ethernet extenders)
Redundancy	Proprietary SHDSL redundancy protocol (Managed and unmanaged Ethernet extenders)

Security functions

Basic functions	Ethernet extenders in accordance with ITU-T G.991.2
-----------------	---

System properties

Functionality

Basic functions	Ethernet extenders in accordance with ITU-T G.991.2
-----------------	---

Electrical properties

Electrical isolation	VCC // Ethernet // DSL (A) // DSL (B) // FE
Maximum power dissipation for nominal condition	4.32 W
Mains type	Permanent line
Test voltage data interface/power supply	500 V AC (In accordance with EN/IEC 60079-7)
	1.5 kV AC (50 Hz, 1 min.)

Supply

Supply voltage range	18 V DC ... 30 V DC
----------------------	---------------------

TC EXTENDER 2001 ETH-2S - Ethernet extender



2702409

<https://www.phoenixcontact.com/us/products/2702409>

Nominal supply voltage	24 V DC $\pm 5\%$ (as an alternative or redundant, via backplane bus contact and system current supply) 5 V DC (configuration only, via mini-USB type B)
Typical current consumption	< 180 mA (24 V DC)
Max. current consumption	≤ 2 A (For operation in a joining station, via the DIN rail connector)

Function

Status and diagnostic indicators	LEDs: US (supply voltage), ACT/LINK (Ethernet data traffic), ERR (errors) 2x LINK / 2x STAT (DSL data traffic port A and port B), DIAG (diagnostic messages)
----------------------------------	---

Output data

Signal

Output name	Digital output
Number of outputs	2
Voltage output signal	18 V DC ... 30 V DC (depending on the operating voltage)
Current output signal	≤ 150 mA (Short-circuit-proof)
Behavior of outputs	Deactivated for device supply via DIN rail connector

Connection data

Supply

Connection method	COMBICON plug-in screw terminal block
Tightening torque	0.56 Nm ... 0.79 Nm

Interfaces

Signal	Ethernet
Basic functions	Ethernet extenders in accordance with ITU-T G.991.2

Data: Ethernet interface, 10/100Base-T(X) in accordance with IEEE 802.3

Serial transmission speed	10/100 Mbps, auto negotiation
Connection method	RJ45 jack, shielded 1 port 10/100Base-T(X), auto negotiation
No. of channels	1
Transmission length	< 100 m (shielded twisted pair)
Protocols supported	Protocol-transparent for TCP/IP, IPv4, and IPv6

Data: SHDSL interface according to ITU-T G.991.2.bis

Serial transmission speed	4-wire operation: 64 kbps ... 30 Mbps 2-wire operation: 32 kbps ... 15.3 Mbps
Connection method	2 x 2-pos. COMBICON plug-in screw terminal blocks
No. of channels	2 (2-wire operation)
Tightening torque	0.56 Nm ... 0.79 Nm
Transmission length	< 20 km (Depending on data rate and cable cross section)
Single conductor/terminal point, rigid	0.2 mm ² ... 2.5 mm ²

TC EXTENDER 2001 ETH-2S - Ethernet extender



2702409

<https://www.phoenixcontact.com/us/products/2702409>

Single-wire/terminal point, flexible	0.2 mm² ... 2.5 mm²
Max. AWG conductor cross-section, flexible	14
Min. AWG conductor cross-section, flexible	24
Single-wire/terminal point, rigid AWG max.	14
Single-wire/terminal point, rigid AWG min.	24
Stripping length	7 mm

Data: USB 2.0

Connection method	Mini-USB type B, 5-pos.
Transmission length	< 5 m (only for configuration and diagnostics)

Dimensions

Width	35 mm
Height	99 mm
Depth	114.5 mm

Material specifications

Color (Housing)	gray (RAL 7042)
Material (Housing)	PA 6.6-FR

Mechanical tests

Vibration resistance in accordance with EN 60068-2-6/IEC 60068-2-6	Vibration (operation): 5g, 10...150 Hz, 2.5 h, in XYZ direction
Shock in accordance with EN 60068-2-27/IEC 60068-2-27	Shock (operation): 15g

Environmental and real-life conditions

Ambient conditions

Degree of protection	IP20
Ambient temperature (operation)	-20 °C ... 60 °C (Freestanding (40 mm spacing to the right and left), no supply of other modules via the device)
	-20 °C ... 55 °C (Mounted in rows with zero spacing and low power dissipation of aligned modules)
	-20 °C ... 50 °C (Mounted in rows with zero spacing)
	-20 °C ... 45 °C (aligned without spacing and supply of other modules via the device, 1.5 A)
Ambient temperature (storage/transport)	-40 °C ... 85 °C
Altitude	≤ 5000 m (For restrictions, see the manufacturer's declaration for altitude operation)
Permissible humidity (operation)	10 % ... 95 % (non-condensing)
Permissible humidity (storage/transport)	10 % ... 95 % (non-condensing)

Approvals

CE

Certificate	CE-compliant
-------------	--------------

ATEX

TC EXTENDER 2001 ETH-2S - Ethernet extender



2702409

<https://www.phoenixcontact.com/us/products/2702409>

Identification	II 3 G Ex ec IIC T4 Gc
Certificate	PxCIF11ATEX2313643X
Note	Please follow the special installation instructions in the documentation!

UKEX

Identification	II 3 G Ex ec IIC T4 Gc
Certificate	PxCIMA22UKEX2313643X

UL, USA/Canada

Identification	508 Listed
----------------	------------

Corrosive gas test

Identification	ISA-S71.04-1985 G3 Harsh Group A
----------------	----------------------------------

EMC data

Electromagnetic compatibility	Conformance with EMC Directive 2014/30/EU
-------------------------------	---

Electrostatic discharge

Standards/regulations	EN 61000-4-2
-----------------------	--------------

Electrostatic discharge

Contact discharge	± 6 kV
Discharge in air	± 8 kV
Indirect discharge	± 6 kV
Comments	Criterion B

Electromagnetic HF field

Standards/regulations	EN 61000-4-3
-----------------------	--------------

Electromagnetic HF field

Frequency range	80 MHz ... 3 GHz
Field intensity	10 V/m
Comments	Criterion A

Fast transients (burst)

Standards/regulations	EN 61000-4-4
-----------------------	--------------

Fast transients (burst)

Input	± 2 kV
Signal	± 2 kV
Comments	Criterion B

Surge current load (surge)

Standards/regulations	EN 61000-4-5
-----------------------	--------------

Surge current load (surge)

Input	± 0.5 kV (sym./asym.)
Output	± 1 kV (asymmetrical, unshielded)

TC EXTENDER 2001 ETH-2S - Ethernet extender



2702409

<https://www.phoenixcontact.com/us/products/2702409>

Signal	± 1 kV (asymmetrical, shielded Ethernet cable)
	± 1 kV (asymmetrical: line to ground, unshielded SHDSL cable)
Comments	Criterion A

Conducted interference

Standards/regulations	EN 61000-4-6
-----------------------	--------------

Conducted interference

Frequency range	0.15 MHz ... 80 MHz
Comments	Criterion A
Voltage	10 V

Emitted interference

Standards/regulations	EN 55011
Comments	Class A, industrial applications

Criteria

Criterion A	Normal operating behavior within the specified limits.
Criterion B	Temporary impairment to operational behavior that is corrected by the device itself.

Standards and regulations


Standards/regulations	EN 50121-4
-----------------------	------------

Mounting

Mounting type	DIN rail mounting
Useable DIN rail type	DIN rail: 35 mm

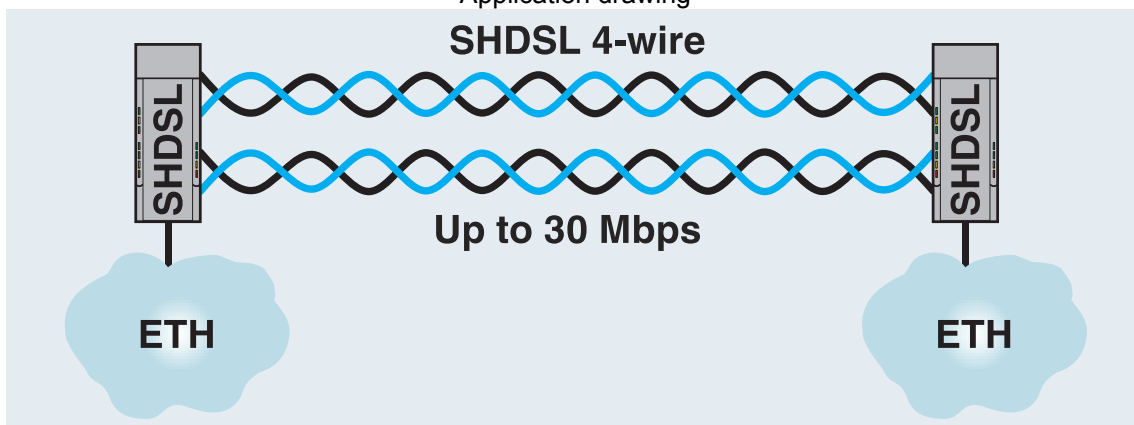
Drawings

Application drawing



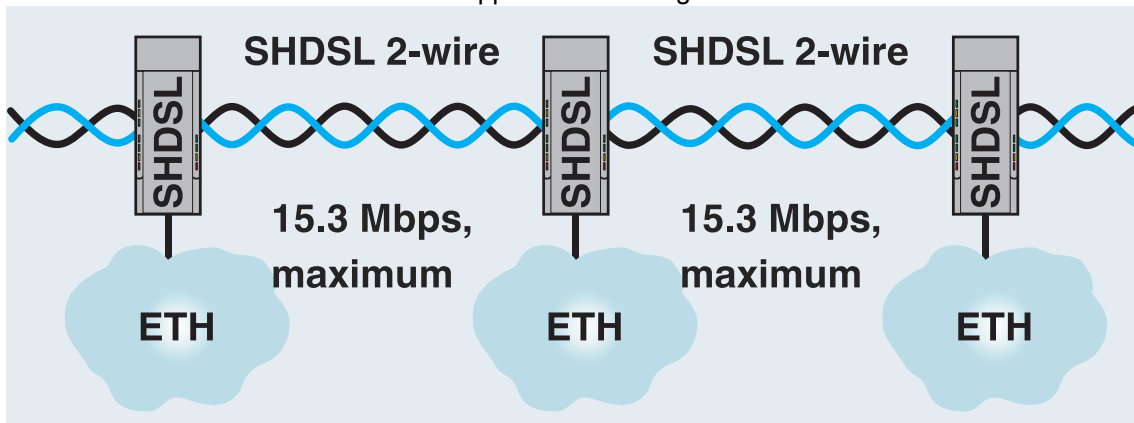
Point-to-point connection (2-wire)

Application drawing

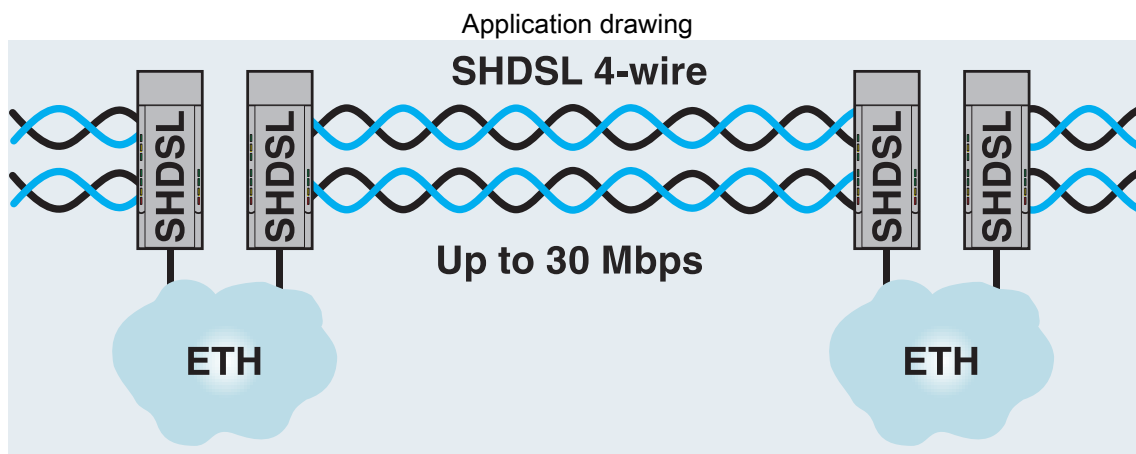


Point-to-point connection (4-wire)

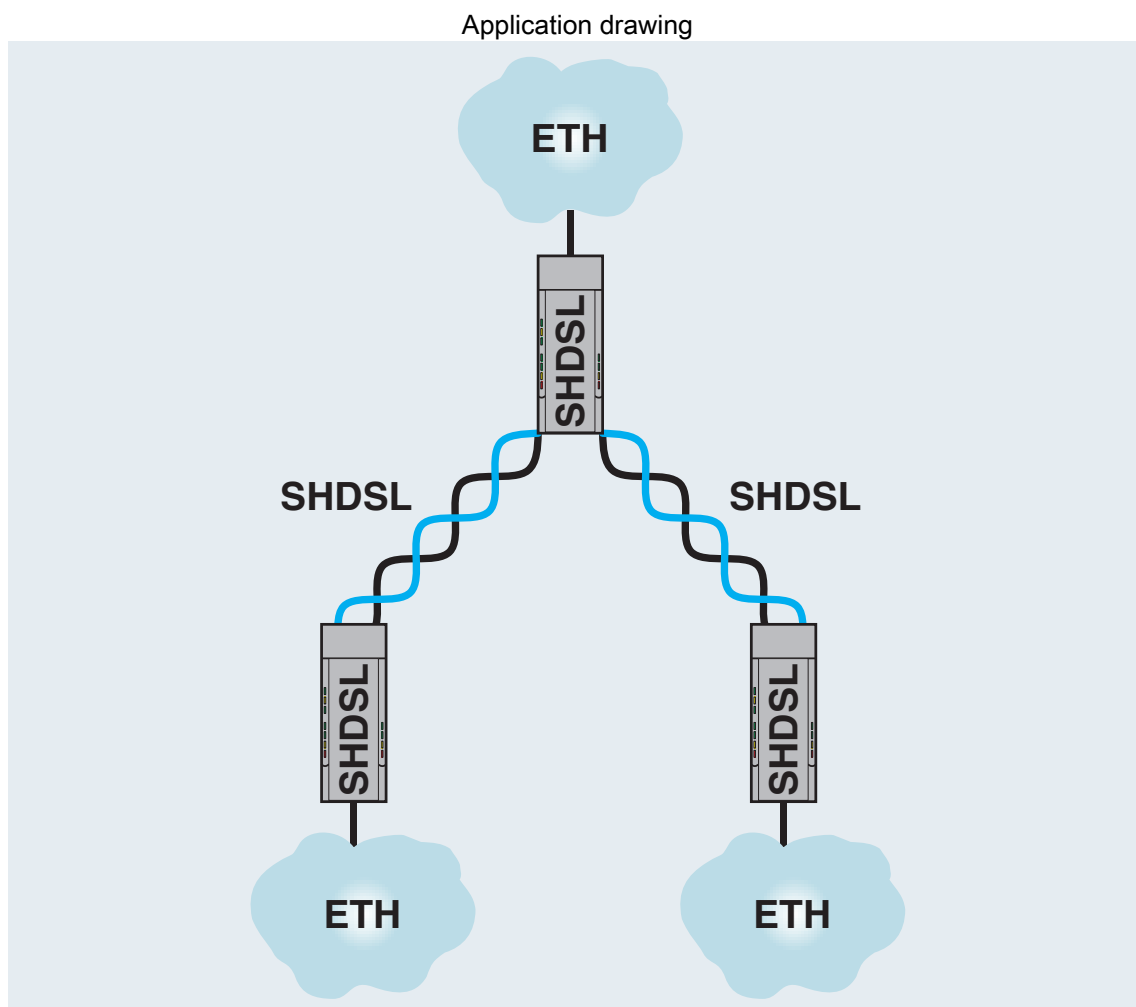
Application drawing



Linear structure (2-wire)



Linear structure (4-wire)



Star structure

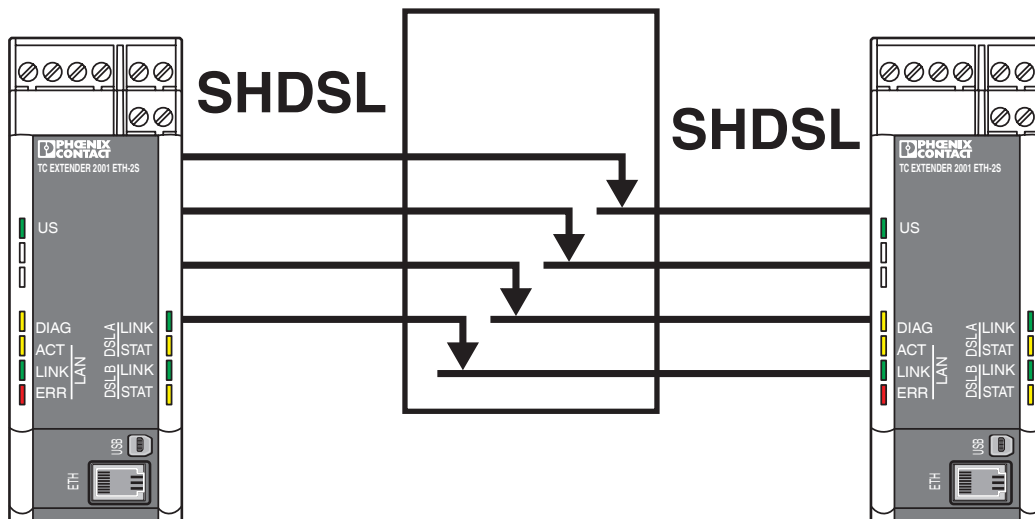
TC EXTENDER 2001 ETH-2S - Ethernet extender



2702409

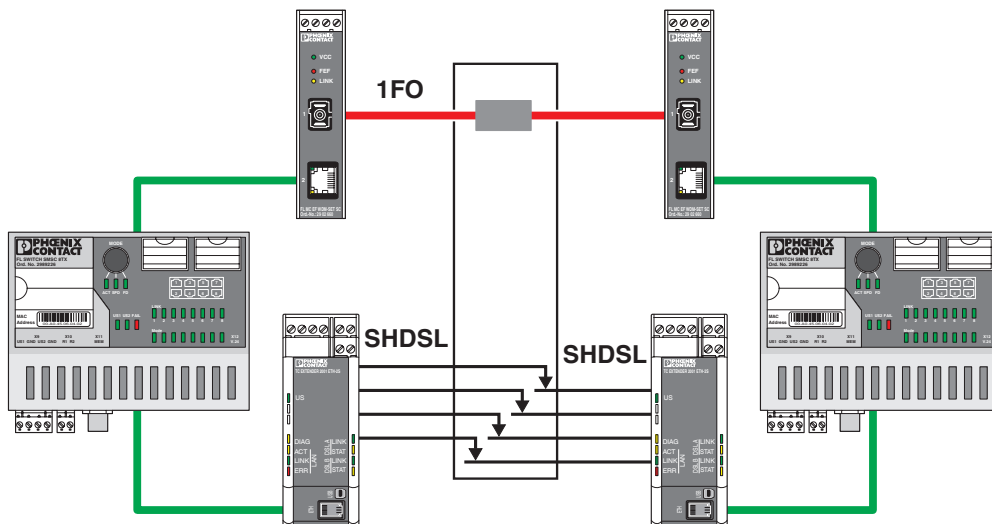
<https://www.phoenixcontact.com/us/products/2702409>

Application drawing



Slip ring communication

Application drawing



Redundant slip ring communication

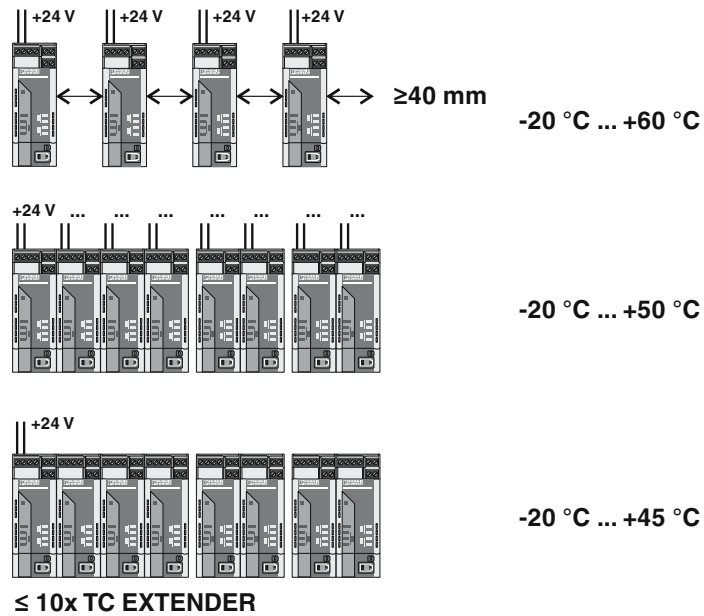
TC EXTENDER 2001 ETH-2S - Ethernet extender

2702409

<https://www.phoenixcontact.com/us/products/2702409>



Application drawing



Restrictions for combined assembly

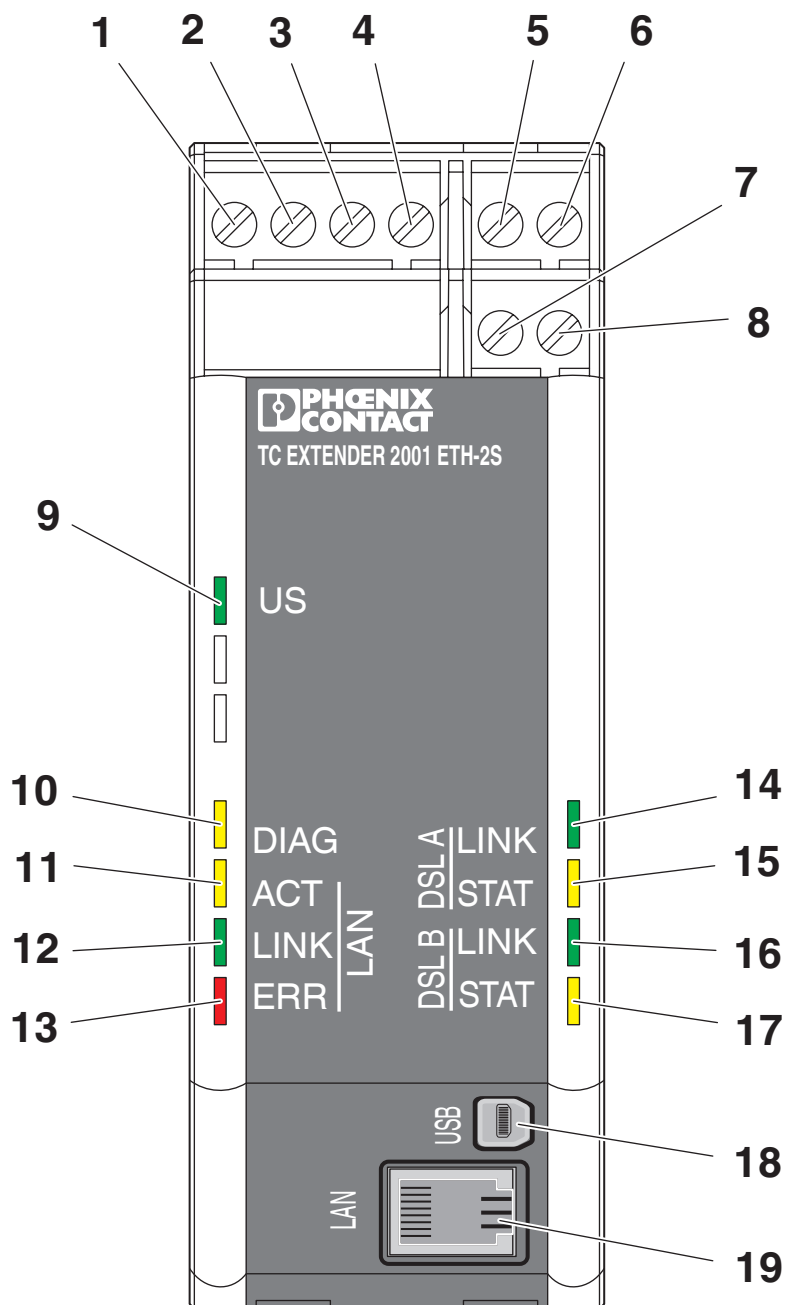
TC EXTENDER 2001 ETH-2S - Ethernet extender

2702409

<https://www.phoenixcontact.com/us/products/2702409>

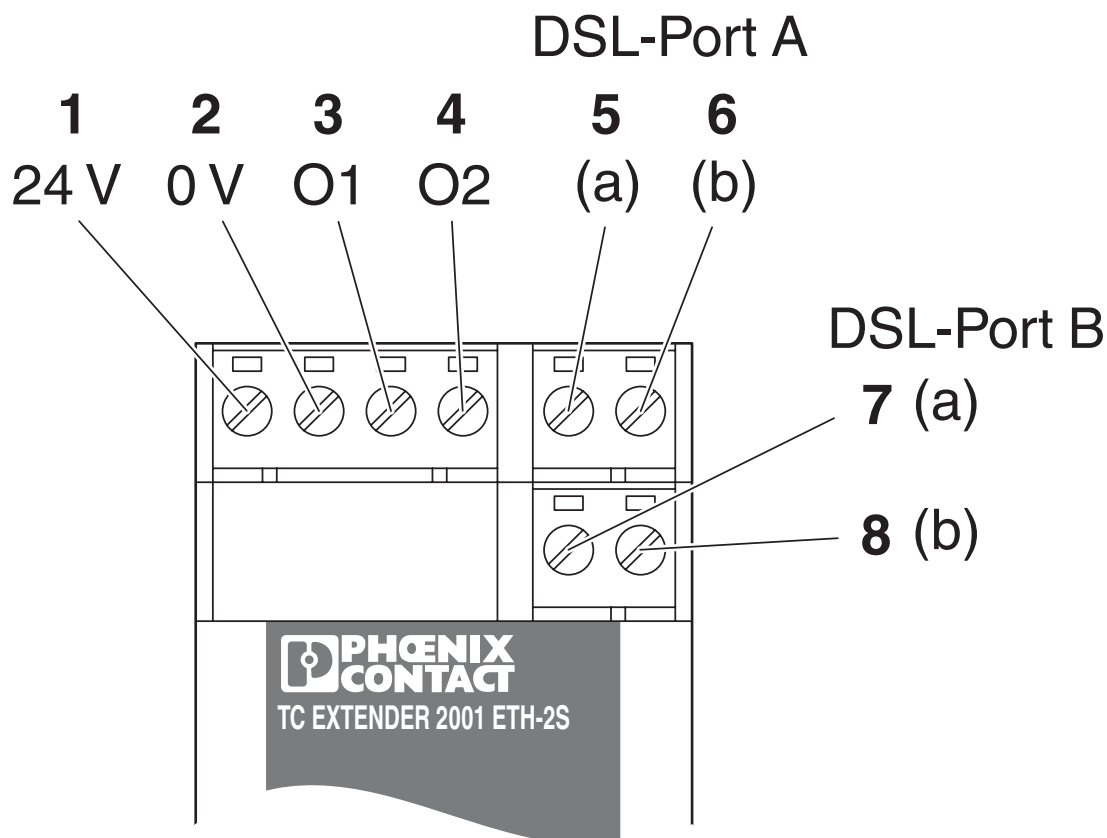


Schematic diagram



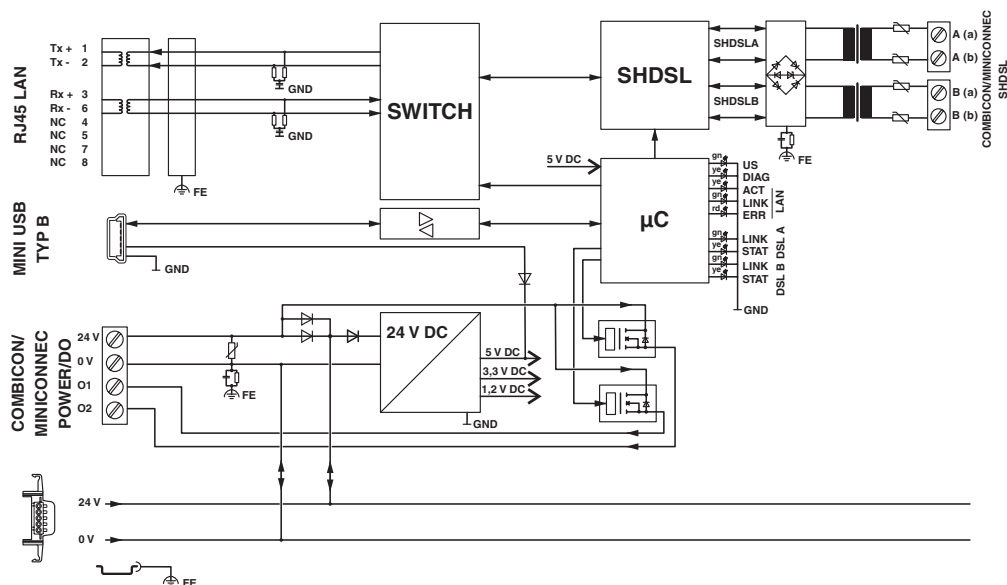
Front view

Schematic diagram



Device connections

Circuit diagram



Basic circuit diagram

TC EXTENDER 2001 ETH-2S - Ethernet extender



2702409

<https://www.phoenixcontact.com/us/products/2702409>

Approvals

🔗 To download certificates, visit the product detail page: <https://www.phoenixcontact.com/us/products/2702409>



cULus Listed

Approval ID: E238705

TC EXTENDER 2001 ETH-2S - Ethernet extender



2702409

<https://www.phoenixcontact.com/us/products/2702409>

Classifications

ECLASS

ECLASS-13.0	19170407
ECLASS-15.0	19170407

ETIM

ETIM 9.0	EC000309
----------	----------

UNSPSC

UNSPSC 21.0	43223100
-------------	----------

TC EXTENDER 2001 ETH-2S - Ethernet extender



2702409

<https://www.phoenixcontact.com/us/products/2702409>

Environmental product compliance

EU RoHS

Fulfills EU RoHS substance requirements	Yes
Exemption	7(a), 7(c)-I

China RoHS

Environment friendly use period (EFUP)	EFUP-50
	An article-related China RoHS declaration table can be found in the download area for the respective article under "Manufacturer declaration". For all articles with EFUP-E, no China RoHS declaration table issued and required.

EU REACH SVHC

REACH candidate substance (CAS No.)	Lead(CAS: 7439-92-1)
SCIP	dba34674-8cbd-46b5-9b49-69846dee180d

EF3.0 Climate Change

CO2e kg	15.96 kg CO2e
---------	---------------

Phoenix Contact 2025 © - all rights reserved
<https://www.phoenixcontact.com>

Phoenix Contact USA
586 Fulling Mill Road
Middletown, PA 17057, United States
(+717) 944-1300
info@phoenixcon.com