

PLD E 608 W 315/F - LED enclosure light



2702226

<https://www.phoenixcontact.com/us/products/2702226>

Please be informed that the data shown in this PDF document is generated from our online catalog. Please find the complete data in the user documentation. Our general terms of use for downloads are valid.



LED enclosure light, AC wide-range input, color temperature 4000 K, with motion sensor, type F socket (Schuko)

Product description

The LED light is designed to illuminate the interior of control cabinets. The prismatic integrated into the light cover ensures optimum illumination of the control cabinet. You can mount the light without tools via the integrated latching hook system. You can connect several lights in succession. You can control the light mode via a button. You can switch the light on or off permanently or enable the automatic mode. In automatic mode, the light is switched on and off via an integrated motion detector.

Your advantages

- Tool-free mounting, thanks to the patented snap-in hook system
- Worldwide use, thanks to AC wide range input
- Integrated motion detector saves on MRP and installation costs for door position switches
- Socket enables the operation of external devices even when power is disconnected to the control cabinet
- Series connection reduces cabling effort for control cabinets arranged in series
- Optimum lighting of the control cabinet, thanks to integrated optics
- LED service life of 50,000 h (L70 value) prevents bulb replacement

Commercial data

Item number	2702226
Packing unit	1 pc
Note	Made to order (non-returnable)
Sales key	DR08
Product key	DRL235
GTIN	4055626057507
Weight per piece (including packing)	888.1 g
Weight per piece (excluding packing)	888.1 g
Customs tariff number	94054231
Country of origin	DE

PLD E 608 W 315/F - LED enclosure light



2702226

<https://www.phoenixcontact.com/us/products/2702226>

Technical data

Product properties

Product type	Enclosure light
Application	Control cabinet
Mounting position	any
For country-specific use in	Germany
	Finland
	Greece
	Luxembourg
	Netherlands
	Norway
	Austria
	Portugal
	Russia
	Sweden
	Spain
Special properties	Turkey
	can be switched in series
	including mounting accessories
Socket type	Type F

Electrical properties

Maximum power dissipation for nominal condition	9.8 W
Supply: Module electronics	
Connection method	Installation coupler
Number of positions	3
Supply voltage range	85 V AC ... 265 V AC (50/60 Hz)
	100 V AC ... 250 V AC (50/60 Hz, nominal voltage)
Current consumption	max. 16 A (from the socket)
Power consumption	9.8 W

Signaling

Motion detector	
Detection range	1.5 m ±0.25 m
Detection angle	35 ° ±5° (Horizontal and vertical)
Lighting duration	180 s (Retriggered)

Light properties	
Source of light type	LED
Number of LEDs	23
Color temperature	4000 K
Color rendering index	85

PLD E 608 W 315/F - LED enclosure light

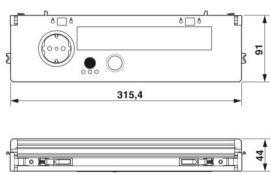


2702226

<https://www.phoenixcontact.com/us/products/2702226>

Luminous flux	685 lm (Net luminous flux)
Illumination	max. 1255 lx (50 cm distance)
	max. 310 lx (Distance of 1 m)
Ordinance	Delegated Regulation (EU) 2019/2015
Energy efficiency class	G (1 light source)
Note	This product contains an energy efficiency class E light source.

Dimensions

Dimensional drawing	
Width	91 mm
Height	44 mm
Length	315.4 mm

Material specifications

Color	traffic grey A RAL 7042
Material ()	Plastic
Housing material	Plastic

Environmental and real-life conditions

Ambient conditions

Ambient temperature (operation)	-25 °C ... 60 °C
Degree of protection	IP20
Air pressure (operation)	70 kPa ... 106 kPa (up to 3000 m above sea level)
Air pressure (storage/transport)	70 kPa ... 106 kPa (up to 3000 m above sea level)
Ambient temperature (storage/transport)	-40 °C ... 85 °C
Permissible humidity (operation)	5 % ... 95 %
Permissible humidity (storage/transport)	5 % ... 95 %

Standards and regulations

Protection class	I
------------------	---

Mounting

Mounting type	Snap-in hook system
Assembly note	Magnet attachment available as an accessory
	Screw fixings available as accessories
Mounting position	any

PLD E 608 W 315/F - LED enclosure light

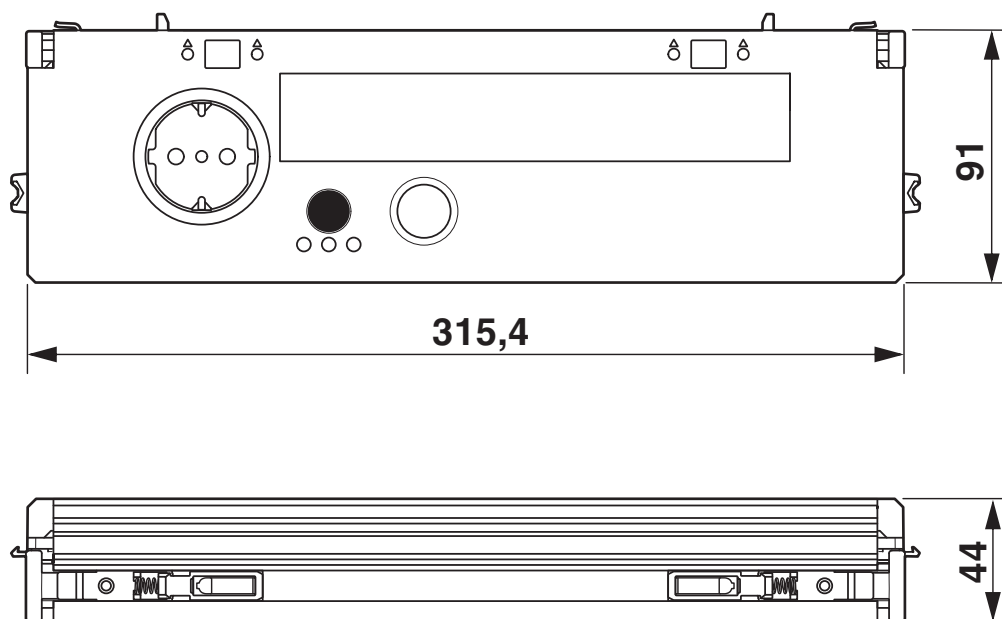
2702226

<https://www.phoenixcontact.com/us/products/2702226>



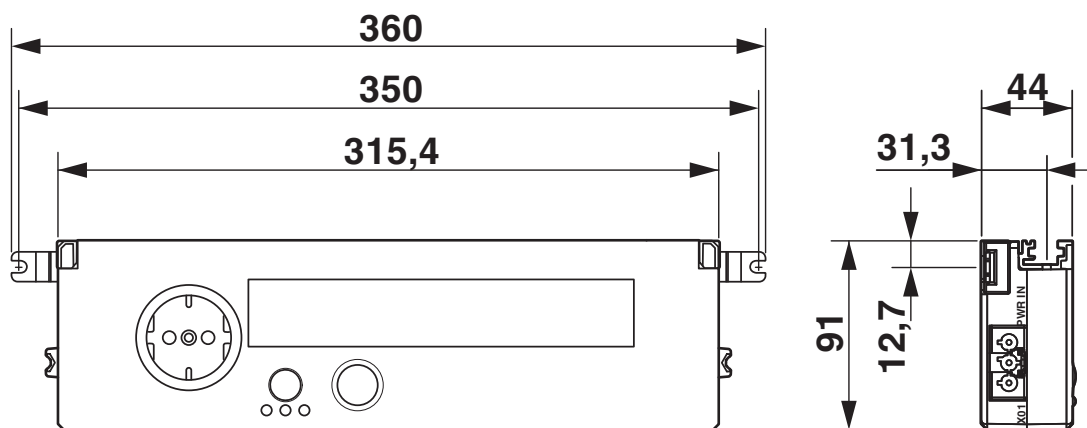
Drawings

Dimensional drawing




Dimensional drawing

Dimensional drawing



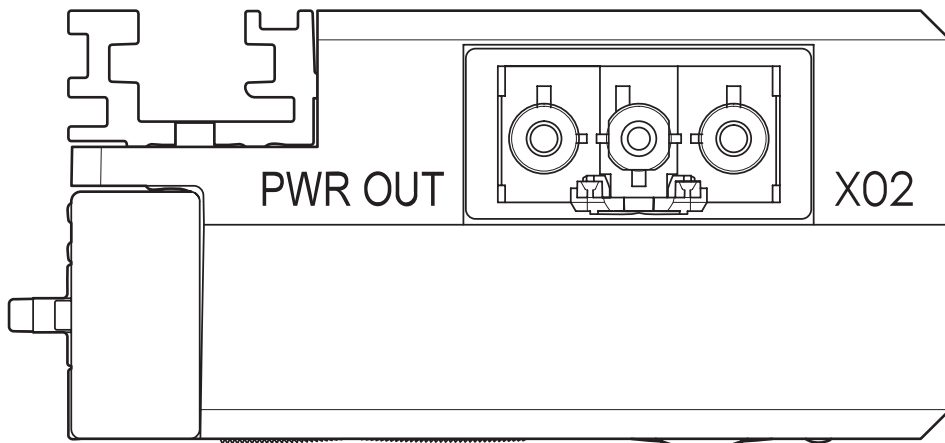
Dimensional drawing for screw mounting

Connection diagram



Connection of the supply voltage of a light

Connection diagram



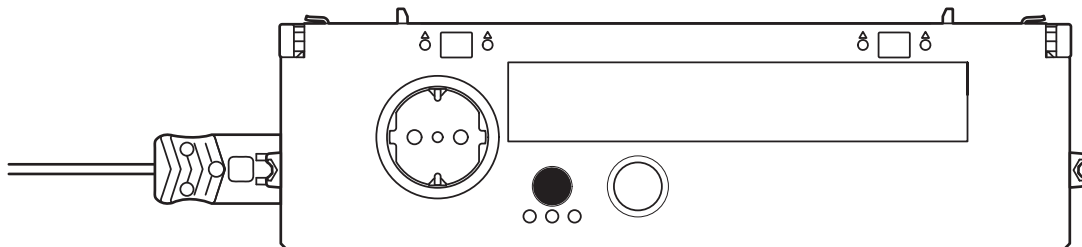
Forwarding of the supply voltage with the series connection of lights

PLD E 608 W 315/F - LED enclosure light

2702226

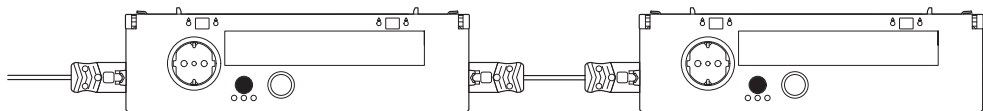
<https://www.phoenixcontact.com/us/products/2702226>

Schematic diagram



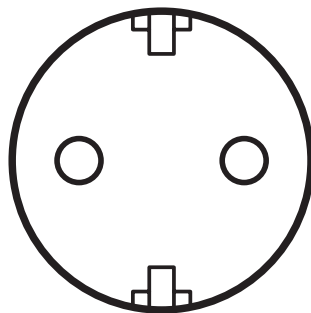
Connection of a light

Schematic diagram



Series connection of two lights

Schematic diagram



Type F socket

PLD E 608 W 315/F - LED enclosure light



2702226

<https://www.phoenixcontact.com/us/products/2702226>

Classifications

ECLASS

ECLASS-13.0	27182808
-------------	----------

ETIM

ETIM 8.0	EC000321
----------	----------

UNSPSC

UNSPSC 21.0	32151500
-------------	----------

PLD E 608 W 315/F - LED enclosure light



2702226

<https://www.phoenixcontact.com/us/products/2702226>

Environmental product compliance

China RoHS	
Environment friendly use period (EFUP)	EFUP-E
	No hazardous substances above the limits
EU REACH SVHC	
REACH candidate substance (CAS No.)	No substance above 0.1 wt%

Phoenix Contact 2025 © - all rights reserved
<https://www.phoenixcontact.com>

Phoenix Contact USA
586 Fulling Mill Road
Middletown, PA 17057, United States
(+717) 944-1300
info@phoenixcon.com