

# FL SWITCH IRT 2TX 2POF - Industrial Ethernet Switch



2700691

<https://www.phoenixcontact.com/us/products/2700691>

Please be informed that the data shown in this PDF document is generated from our online catalog. Please find the complete data in the user documentation. Our general terms of use for downloads are valid.



Ethernet Switch, two ports in RJ45 format and two ports in POF SC-RJ format for PROFINET RT/IRT, DIN rail mountable

## Product description

The FL SWITCH IRT are four-port switches for PROFINET applications. The ERTEC 400 switch architecture ensures optimum integration and diagnostics of infrastructure components in PROFINET networks. This enables the switches and all their functions to be configured by a higher-level PROFINET controller. Using the available GSDML or FDCML files, easy and reliable integration into the higher-level engineering system is ensured. The devices offer the following features:

- Diagnostics and parameterization are carried out via the PROFINET protocol from the controller.
- The switches can be parameterized by any controller using the PROFINET functionality and integrated into the engineering system.
- LLDP support for topology detection in the PROFINET environment.
- DCP protocol for IP address assignment directly from the controller.
- MEM PLUG parameterization memory for storing the device configuration.
- POF-SCRJ ports for polymer or PCF fibers for field assembly including monitoring of the path quality via PROFINET and diagnostics LEDs directly on the switch.
- Thanks to the use of ERTEC 400, the switches from the FL SWITCH IRT range support PROFINET IRT including the cut-through method.
- Web-based management for easy monitoring and configuration in a web browser.
- SNMP support for monitoring and configuration with standard IT tools.

## Your advantages

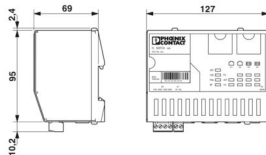
- Cut-through switching
- MRP (client and manager)
- SNMP
- PN IO device
- Flat design

## Commercial data

Item number	2700691
Packing unit	1 pc
Minimum order quantity	1 pc
Product key	DNN124
GTIN	4046356651011
Weight per piece (including packing)	618.8 g
Weight per piece (excluding packing)	450 g
Country of origin	DE

## Technical data

### Dimensions

Dimensional drawing	
Width	127 mm
Height	95 mm
Depth	69 mm

### Material specifications

Material base plate	Die-cast aluminum, corrosion-resistant
Housing material	Aluminum, transparently anodized

### Mounting

Mounting type	DIN rail mounting
---------------	-------------------

### Interfaces

Ethernet	
Connection method	RJ45
Transmission speed	10/100 Mbps
Transmission physics	Copper
Transmission length	100 m (per segment)
Signal LEDs	Supply voltage, data transmission, error, link, activity
No. of channels	2 (RJ45 ports)

POF/PCF	
Connection method	POF SC-RJ
Transmission speed	100 Mbps (full duplex)
Transmission physics	POF-SCRJ
Transmission length	up to 100 m (depending on the fiber used)
Wavelength	650 nm
No. of channels	2 (SC-RJ)

### Product properties

Product type	Switch
Product family	Managed Switch IRT
Type	Block design
Basic functions	Cut-through/store-and-forward switch complies with IEEE 802.3 2 priority classes in accordance with IEEE802.1 P, TCP/IP protocol, DCP capable, integrated web server function, PROFINET device.

# FL SWITCH IRT 2TX 2POF - Industrial Ethernet Switch



2700691

<https://www.phoenixcontact.com/us/products/2700691>

## Switch functions

Basic functions	Cut-through/store-and-forward switch complies with IEEE 802.3 2 priority classes in accordance with IEEE802.1 P, TCP/IP protocol, DCP capable, integrated web server function, PROFINET device.
Signal contact control voltage	24 V (typical)
Signal contact control current	typical
PROFINET conformance class	Conformance Class C
PROFINET device function	PROFINET device
PROFINET specification	PROFINET-IO RT/IRT, Spec. 2.x
Redundancy	MRP (Media Redundancy Protocol)
Status and diagnostic indicators	LEDs: US1, US2 (power supply), Fail (alarm contact), 3 LEDs per Ethernet port (Link, Activity, and FO status), and BF (Bus Fail)
Supported browsers	Internet Explorer 5.5 or higher

## Security functions

Basic functions	Cut-through/store-and-forward switch complies with IEEE 802.3 2 priority classes in accordance with IEEE802.1 P, TCP/IP protocol, DCP capable, integrated web server function, PROFINET device.
-----------------	-------------------------------------------------------------------------------------------------------------------------------------------------------------------------------------------------

## Electrical properties

Current consumption	235 mA (at 24 V DC)
Local diagnostics	US1/2 Supply voltage US1, US2 Green LED
	FAIL Div. LED red
	LINK Link status Green LED
	ACT Receiving/sending telegrams Green LED
	BF Bus errors LED red
	FO Orange LED
Maximum power dissipation for nominal condition	5.64 W
Test section	Between the Ethernet ports 1500 V AC 1 min
	24 V supply (US) / FE 500 V DC 1 min
Transmission medium	Copper

## Supply

Supply voltage (DC)	24 V DC (redundant)
Supply voltage range	18.5 V DC ... 30.2 V DC
Power supply connection	Via COMBICON, max. conductor cross-section 2.5 mm <sup>2</sup>
Residual ripple	3.6 V <sub>pp</sub> (within the permitted voltage range)
Max. current consumption	235 mA
Typical current consumption	235 mA (at U <sub>S</sub> = 24 V DC)
Current consumption	235 mA (at 24 V DC)

## Function

Signal contact control voltage	24 V (typical)
Signal contact control current	typical

# FL SWITCH IRT 2TX 2POF - Industrial Ethernet Switch



2700691

<https://www.phoenixcontact.com/us/products/2700691>

Supply: Module electronics

Supply voltage	24 V DC
Supply voltage range	18 V DC ... 32 V DC (including ripple)

## Connection data

Connection method	Screw connection
Conductor cross-section, rigid	0.2 mm² ... 2.5 mm²
Conductor cross-section, flexible	0.2 mm² ... 2.5 mm²
Conductor cross-section AWG	24 ... 12
Stripping length	7 mm

## Environmental and real-life conditions

Ambient conditions

Degree of protection	IP20
Ambient temperature (operation)	-25 °C ... 60 °C
Ambient temperature (storage/transport)	-40 °C ... 85 °C
Permissible humidity (operation)	5 % ... 95 % (non-condensing)
Permissible humidity (storage/transport)	5 % ... 95 % (non-condensing)
Vibration (operation)	in accordance with IEC 60068-2-6: 5g, 10 Hz ... 150 Hz
Air pressure (operation)	86 kPa ... 108 kPa (2000 m above mean sea level)
Air pressure (storage/transport)	66 kPa ... 108 kPa (3500 m above sea level)

## EMC data

Electromagnetic compatibility	Conformance with EMC Directive 2014/30/EU
Conformance with EMC directives	EN 55022 (emitted interference) Class A
	EN 61000-4-2 (ESD) Criterion A
	EN 61000-4-3 (electromagnetic fields) Criterion A, 10 V/m
	EN 61000-4-5 (surge) Criterion B
	EN 61000-4-4 (EFT burst) Criterion A, 2.2 kV
	EN 61000-4-6 EN 61000-4-6 (line noise immunity) Criterion A, Field intensity: 10 V/m
	EN 61000-4-3 (electromagnetic fields) EN 61000-4-3 (electromagnetic fields) Criterion A, 10 V/m
	60950-1

## System properties

Functionality

Basic functions	Cut-through/store-and-forward switch complies with IEEE 802.3 2 priority classes in accordance with IEEE802.1 P, TCP/IP protocol, DCP capable, integrated web server function, PROFINET device.
-----------------	-------------------------------------------------------------------------------------------------------------------------------------------------------------------------------------------------

System requirements

Supported browsers	Internet Explorer 5.5 or higher
--------------------	---------------------------------

# FL SWITCH IRT 2TX 2POF - Industrial Ethernet Switch



2700691

<https://www.phoenixcontact.com/us/products/2700691>

## Signaling

Status display	LEDs: US1, US2 (power supply), Fail (alarm contact), 3 LEDs per Ethernet port (Link, Activity, and FO status), and BF (Bus Fail)
----------------	----------------------------------------------------------------------------------------------------------------------------------

# FL SWITCH IRT 2TX 2POF - Industrial Ethernet Switch

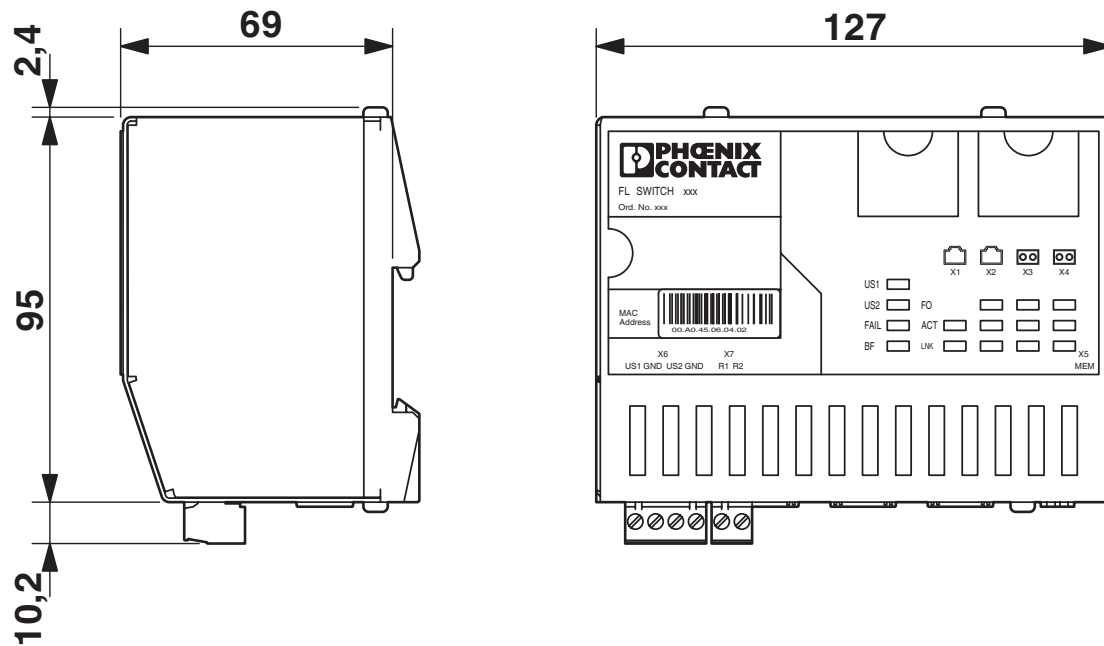


2700691

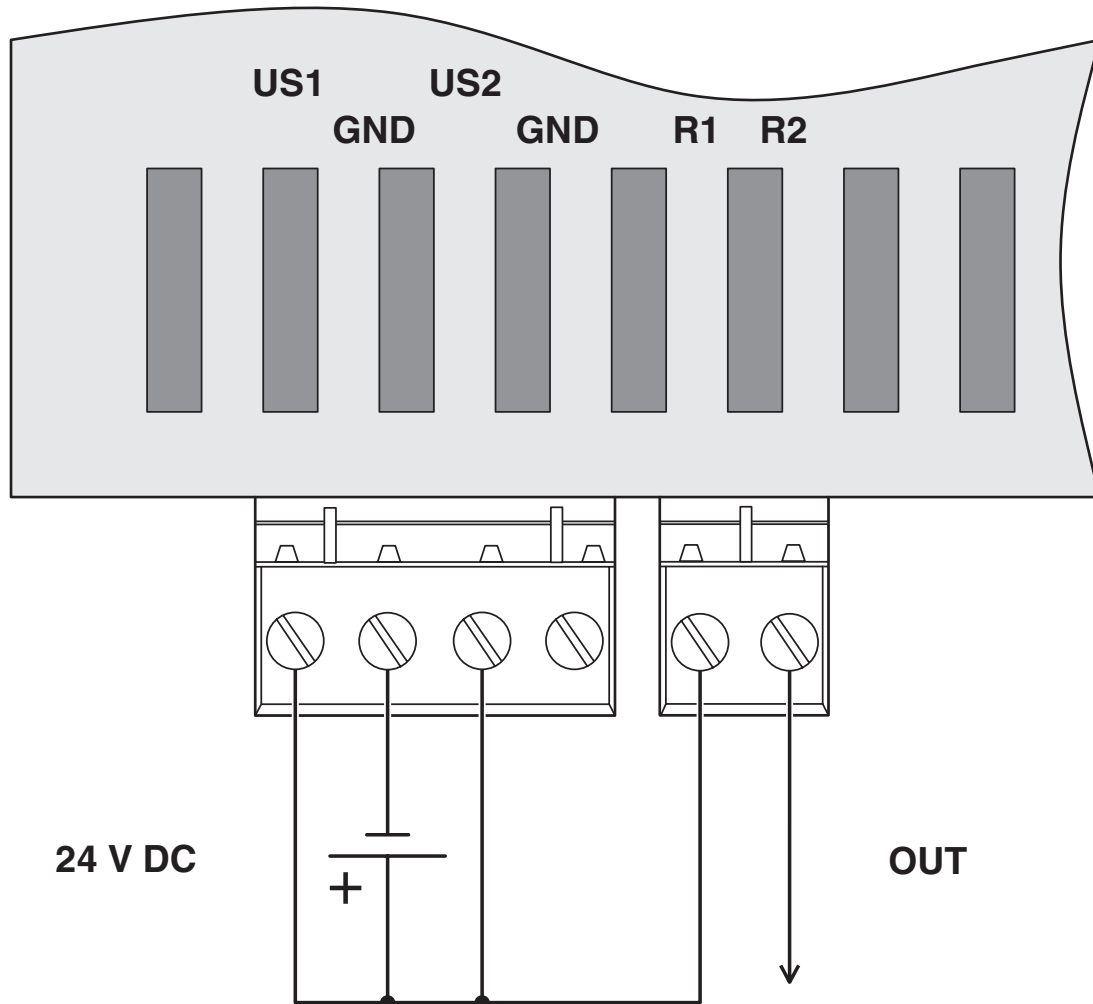
<https://www.phoenixcontact.com/us/products/2700691>

## Drawings

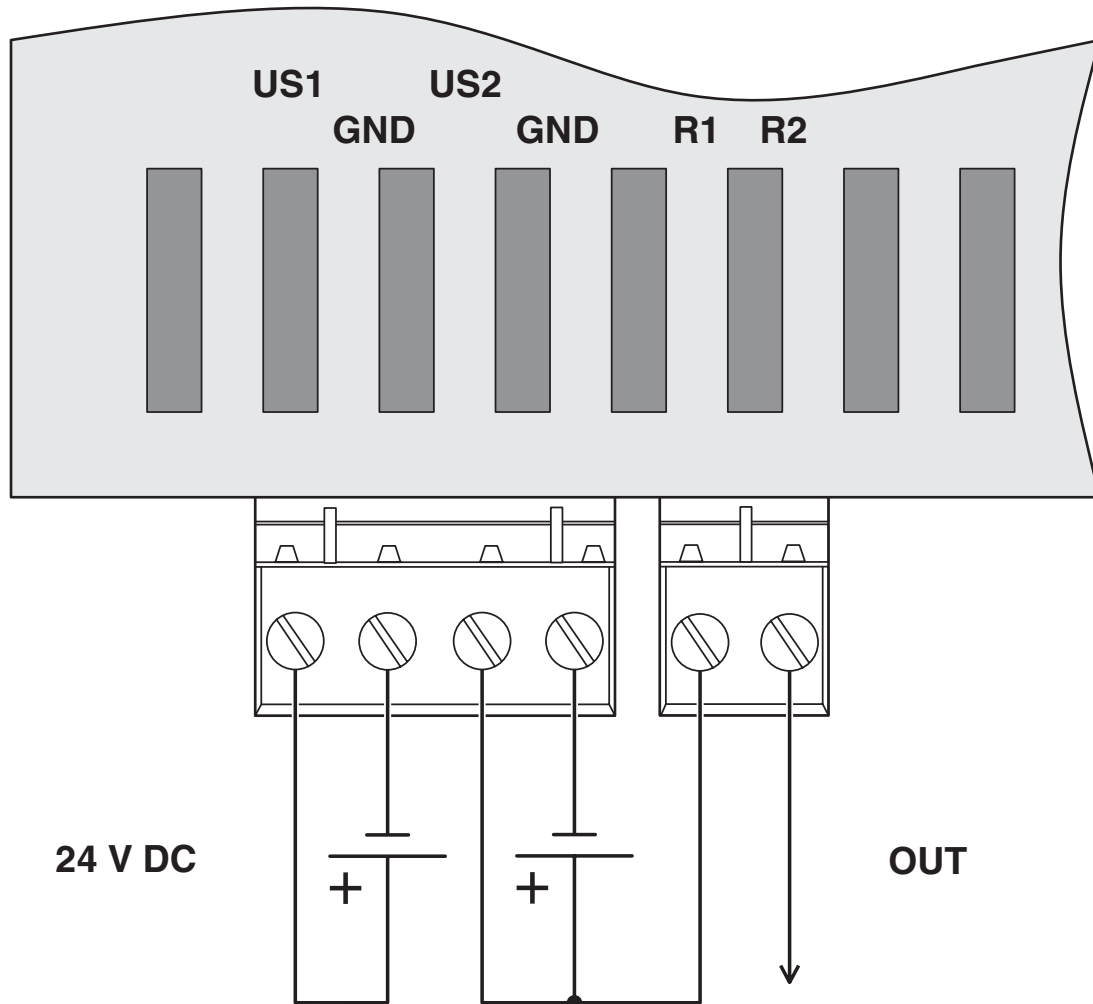
Dimensional drawing



Connection diagram



Connection diagram





# FL SWITCH IRT 2TX 2POF - Industrial Ethernet Switch



2700691

<https://www.phoenixcontact.com/us/products/2700691>

## Classifications

### ECLASS

ECLASS-13.0	19170401
-------------	----------

### ETIM

ETIM 9.0	EC000734
----------	----------

### UNSPSC

UNSPSC 21.0	43222600
-------------	----------

## Environmental product compliance

### EU RoHS

Fulfills EU RoHS substance requirements	Yes
Exemption	6(c), 7(a), 7(c)-I

### China RoHS

Environment friendly use period (EFUP)	EFUP-50
	An article-related China RoHS declaration table can be found in the download area for the respective article under "Manufacturer declaration". For all articles with EFUP-E, no China RoHS declaration table issued and required.

### EU REACH SVHC

REACH candidate substance (CAS No.)	Lead(CAS: 7439-92-1)
SCIP	192f5c95-b574-458e-8ed8-59e002723215