

PSR-MC50-3NO-1DO-24DC-SP - Safety relays



2700564

<https://www.phoenixcontact.com/us/products/2700564>

Please be informed that the data shown in this PDF document is generated from our online catalog. Please find the complete data in the user documentation. Our general terms of use for downloads are valid.



Safety relay for monitoring non-equivalent signal generators up to SIL 3, Cat. 4, PL e, 2-channel, non-equivalent operation, automatic or manual, monitored start, 3 enabling current paths, $U_S = 24 \text{ V DC}$, pluggable Push-in terminal block

Your advantages

- Up to Cat. 4/PL e in accordance with EN ISO 13849-1, SIL 3 in accordance with EN IEC 62061
- Low housing width of just 12.5 mm
- Two-channel non-equivalent control
- 3 enabling current paths, 1 digital signal output
- Manually monitored and automatic activation in a single device

Commercial data

Item number	2700564
Packing unit	1 pc
Minimum order quantity	1 pc
Sales key	DN01
Product key	DNA181
GTIN	4046356912679
Weight per piece (including packing)	175 g
Weight per piece (excluding packing)	170.8 g
Customs tariff number	85371098
Country of origin	DE

PSR-MC50-3NO-1DO-24DC-SP - Safety relays



2700564

<https://www.phoenixcontact.com/us/products/2700564>

Technical data

Notes

Note on application

Note on application	Only for industrial use
---------------------	-------------------------

Product properties

Product type	Safety relays
Product family	PSRmini
Application	Antivalent signal generator
	Safety door
	Magnetic switch
Control	2-channel
Relay type	Electromechanical relay with force-guided contacts in accordance with IEC/EN 61810-3

Insulation characteristics

Overvoltage category	III
Degree of pollution	2

Times

Typical response time	< 175 ms (automatic start)
	< 175 ms (manual, monitored start)
Typ. starting time with U_S	< 250 ms (when controlled via A1)
Typical release time	< 20 ms (on demand via the sensor circuit)
	< 20 ms (on demand via A1)
Restart time	< 1 s (Boot time)
Recovery time	< 500 ms
Start pulse length	≥ 500 ms (manual start)

Electrical properties

Maximum power dissipation for nominal condition	4.8 W ($U_S = 26.4$ V, $I_L^2 = 48$ A ² , $P_{Total\ max} = 2.4$ W + 2.4 W)
Nominal operating mode	100% operating factor
Rated insulation voltage	250 V AC
Rated surge voltage/insulation	See data sheet, section "Insulation coordination".

Supply

Designation	A1/A2
Rated control circuit supply voltage U_S	20.4 V DC ... 26.4 V DC
Rated control circuit supply voltage U_S	24 V DC -15 % / +10 %
Rated control supply current I_S	typ. 80 mA
Power consumption at U_S	typ. 1.92 W
Inrush current	5 A ($\Delta t = 200$ μ s at U_S)
Filter time	1 ms (at A1 in the event of voltage dips at U_S)
Protective circuit	Surge protection; Suppressor diode

PSR-MC50-3NO-1DO-24DC-SP - Safety relays



2700564

<https://www.phoenixcontact.com/us/products/2700564>

Serial protection against polarity reversal

Input data

Digital: Sensor circuit (S12, S13)

Description of the input	safety-related sensor inputs
Input voltage range "0" signal	0 V DC ... 5 V DC (for safe Off; at S12)
Input current range "0" signal	0 mA ... 2 mA (for safe Off; at S12)
Inrush current	< 20 mA (typ. with U_S at S12) < 5 mA (typ. with U_S at S13)
Filter time	max. 1.5 ms (Test pulse width of low test pulses) Test pulse rate = 5 x Test pulse width
Max. permissible overall conductor resistance	150 Ω
Protective circuit	Suppressor diode
Current consumption	< 5 mA (typ. with U_S)

Digital: Start circuit (S34)

Description of the input	non-safety-related
Number of inputs	1
Input voltage range "1" signal	20.4 V DC ... 26.4 V DC
Inrush current	typ. 200 mA (typ. with U_S)
Max. permissible overall conductor resistance	150 Ω
Protective circuit	Suppressor diode
Current consumption	< 10 mA (typ. with U_S at S34/24 V) > -5 mA (typ. with U_S at S34/0 V)

Output data

Relay: Enabling current paths (13/14, 23/24, 33/34)

Output description	2 N/O contacts each in series, safety-related, floating
Number of outputs	3 (undelayed)
Contact switching type	3 enabling current paths
Contact material	AgSnO ₂
Switching voltage	min. 12 V AC/DC max. 250 V AC/DC
Switching power	min. 60 mW
Inrush current	min. 3 mA max. 6 A
Switching capacity	5 A (AC15) 4 A (DC13)
Limiting continuous current	6 A
Sq. Total current	48 A ² (observe derating)
Switching frequency	0.1 Hz
Mechanical service life	10x 10 ⁶ cycles
Output fuse	6 A gL/gG 4 A gL/gG (for low-demand applications)

PSR-MC50-3NO-1DO-24DC-SP - Safety relays



2700564

<https://www.phoenixcontact.com/us/products/2700564>

Signal: M1

Output description	non-safety-related
Number of outputs	1 (digital, PNP)
Voltage	22 V DC ($U_s - 2 \text{ V}$)
Current	max. 100 mA
Maximum inrush current	500 mA ($\Delta t = 1 \text{ ms}$ at U_s)
Protective circuit	Suppressor diode

Connection data

Connection technology

pluggable	yes
-----------	-----

Conductor connection

Connection method	Push-in connection
Conductor cross-section rigid	0.2 mm ² ... 1.5 mm ²
Conductor cross-section flexible	0.2 mm ² ... 1.5 mm ²
Conductor cross-section, flexible, with ferrule, with plastic sleeve	0.25 mm ² ... 1.5 mm ² (only together with CRIMPFOX 6)
Conductor cross-section flexible, with ferrule without plastic sleeve	0.25 mm ² ... 1.5 mm ² (only together with CRIMPFOX 6)
Conductor cross-section AWG	24 ... 16
Stripping length	8 mm

Signaling

Status display	3 x LED (green)
Operating voltage display	1 x LED (green)

Dimensions

Width	12.5 mm
Height	116.6 mm
Depth	114.5 mm

Material specifications

Color (Housing)	yellow (RAL 1018)
Housing material	PA

Characteristics

Safety data

Stop category	0
---------------	---

Safety data: EN ISO 13849

Category	4
Performance level (PL)	e (4 A DC13; 5 A AC15; 8760 switching cycles/year)

Safety data: IEC 61508 - High demand

Safety Integrity Level (SIL)	3
------------------------------	---

PSR-MC50-3NO-1DO-24DC-SP - Safety relays



2700564

<https://www.phoenixcontact.com/us/products/2700564>

Safety data: IEC 61508 - Low demand

Safety Integrity Level (SIL)	3
------------------------------	---

Safety data: EN IEC 62061

Safety Integrity Level (SIL)	3
------------------------------	---

Environmental and real-life conditions

Ambient conditions

Degree of protection	IP20
Min. degree of protection of inst. location	IP54
Ambient temperature (operation)	-40 °C ... 55 °C (observe derating)
Ambient temperature (storage/transport)	-40 °C ... 85 °C
Maximum altitude	≤ 2000 m (Above sea level)
Max. permissible humidity (storage/transport)	75 % (on average, 85% infrequently, non-condensing)
Max. permissible relative humidity (operation)	75 % (on average, 85% infrequently, non-condensing)
Shock	15g
Vibration (operation)	10 Hz ... 150 Hz, amplitude 0.15 mm, 2g

Approvals

CE

Identification	CE-compliant
----------------	--------------

Mounting

Mounting type	DIN rail mounting
Assembly note	See derating curve
Mounting position	vertical or horizontal

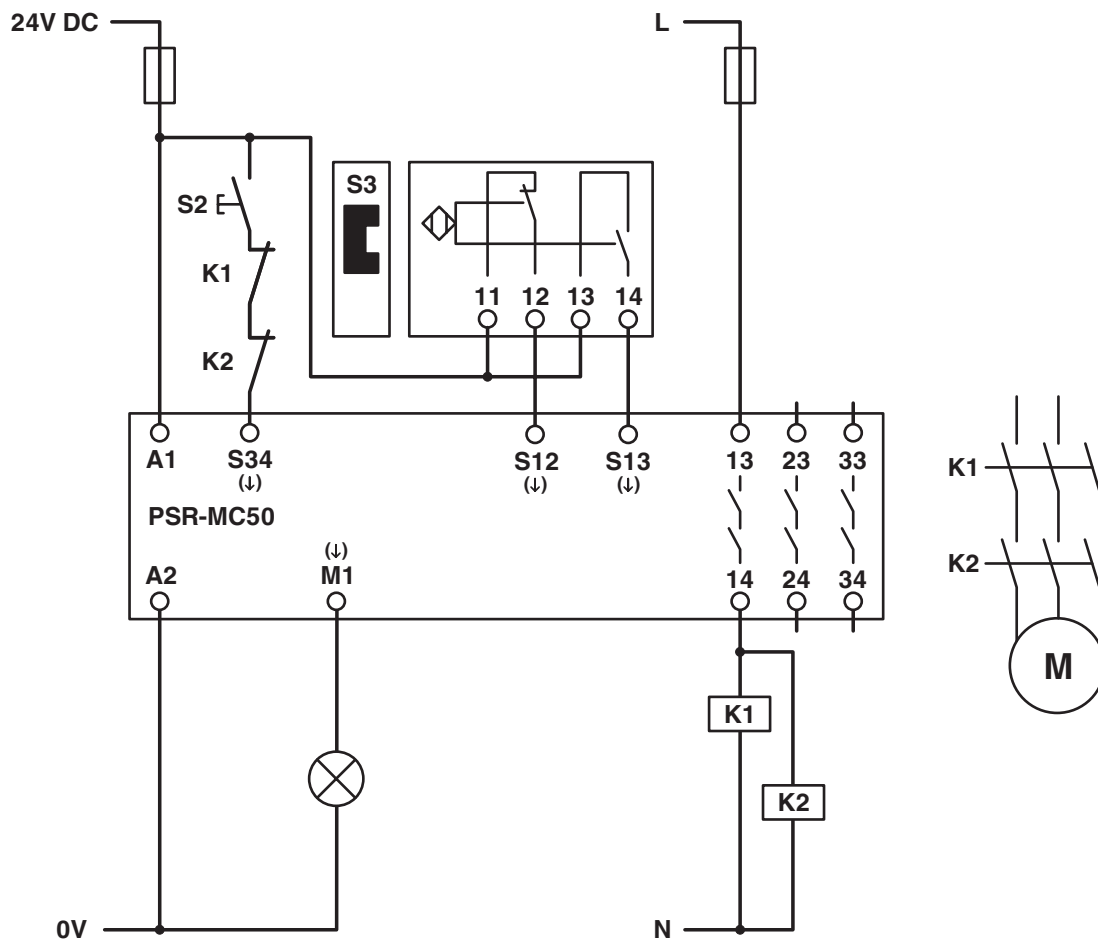
PSR-MC50-3NO-1DO-24DC-SP - Safety relays

2700564

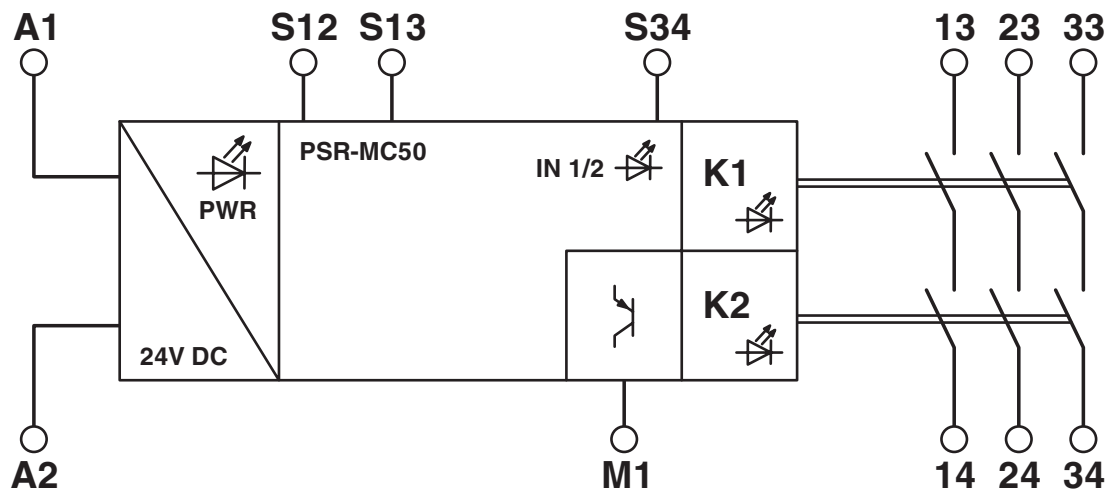
<https://www.phoenixcontact.com/us/products/2700564>

Drawings

Circuit diagram



Block diagram



Block diagram

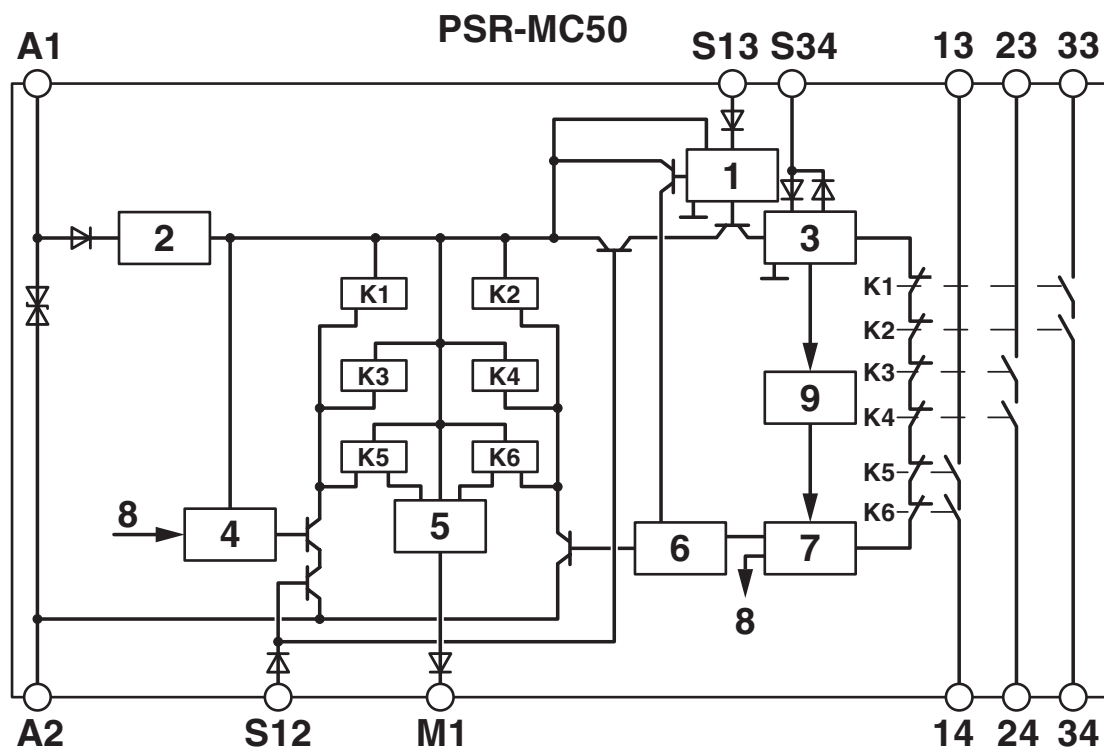
PSR-MC50-3NO-1DO-24DC-SP - Safety relays



2700564

<https://www.phoenixcontact.com/us/products/2700564>

Block diagram



Key:

1 = Input circuit

2 = Voltage limitation

3 = Start circuit

4 = Control circuit channel 1

5 = Control circuit signal output

6 = Control circuit channel 2

7 = Start channel 1 and 2

8 = Channel 1

9 = Diagnostics

K1, K2 ... K6 = Force-guided elementary relays


PSR-MC50-3NO-1DO-24DC-SP - Safety relays



2700564

<https://www.phoenixcontact.com/us/products/2700564>

Approvals

 To download certificates, visit the product detail page: <https://www.phoenixcontact.com/us/products/2700564>



Functional Safety

Approval ID: 44 205 13755201



Functional Safety

Approval ID: 44 780 13755201



cULus Listed

Approval ID: E140324

PSR-MC50-3NO-1DO-24DC-SP - Safety relays



2700564

<https://www.phoenixcontact.com/us/products/2700564>

Classifications

ECLASS

ECLASS-13.0	27371819
ECLASS-15.0	27371819
ECLASS-15.0 ASSET	27250101

ETIM

ETIM 9.0	EC001449
----------	----------

UNSPSC

UNSPSC 21.0	39122200
-------------	----------

PSR-MC50-3NO-1DO-24DC-SP - Safety relays



2700564

<https://www.phoenixcontact.com/us/products/2700564>

Environmental product compliance

EU RoHS

Fulfills EU RoHS substance requirements	Yes
Exemption	7(a), 7(c)-I

China RoHS

Environment friendly use period (EFUP)	EFUP-50
	An article-related China RoHS declaration table can be found in the download area for the respective article under "Manufacturer declaration". For all articles with EFUP-E, no China RoHS declaration table issued and required.

EU REACH SVHC

REACH candidate substance (CAS No.)	Lead(CAS: 7439-92-1)
SCIP	31017bfe-161c-49d5-b8ed-22f9ee943fbb

Phoenix Contact 2025 © - all rights reserved

<https://www.phoenixcontact.com>

Phoenix Contact USA
586 Fulling Mill Road
Middletown, PA 17057, United States
(+717) 944-1300
info@phoenixcon.com