

# PSR-MC34-3NO-1DO-24DC-SC - Safety relays



2700540

<https://www.phoenixcontact.com/us/products/2700540>

Please be informed that the data shown in this PDF document is generated from our online catalog. Please find the complete data in the user documentation. Our general terms of use for downloads are valid.



Safety relay for emergency stop and safety doors up to SIL 3, Cat. 4, PL e, 1 or 2-channel operation, automatic or manual, monitored start, cross-circuit detection, 3 enabling current paths,  $U_S = 24 \text{ V DC}$ , plug-in screw terminal block

## Your advantages

- Up to Cat. 4/PL e in accordance with EN ISO 13849-1, SIL 3 in accordance with EN IEC 62061
- Low housing width of just 12.5 mm
- 2 channel control
- 3 enabling current paths, 1 digital signal output
- Manually monitored and automatic activation in a single device
- Cross-circuit detection

## Commercial data

Item number	2700540
Packing unit	1 pc
Minimum order quantity	1 pc
Sales key	DN01
Product key	DNA181
GTIN	4046356912716
Weight per piece (including packing)	172.2 g
Weight per piece (excluding packing)	143.74 g
Customs tariff number	85371098
Country of origin	DE

# PSR-MC34-3NO-1DO-24DC-SC - Safety relays



2700540

<https://www.phoenixcontact.com/us/products/2700540>

## Technical data

### Notes

#### Note on application

Note on application	Only for industrial use
---------------------	-------------------------

### Product properties

Product type	Safety relays
Product family	PSRmini
Application	Emergency stop
	Safety door
	Magnetic switch
	Transponder
Control	2-channel
Relay type	Electromechanical relay with force-guided contacts in accordance with IEC/EN 61810-3

#### Insulation characteristics

Overvoltage category	III
Degree of pollution	2

#### Times

Typical response time	< 175 ms (automatic start)
	< 175 ms (manual, monitored start)
Typ. starting time with $U_S$	< 250 ms (when controlled via A1)
Typical release time	< 20 ms (on demand via A1)
	< 20 ms (on demand via the sensor circuit)
Restart time	< 1 s (Boot time, after switching on the supply voltage)
Recovery time	< 500 ms (following demand of the safety function)
Start pulse length	500 ms (manual start)

### Electrical properties

Maximum power dissipation for nominal condition	6.1 W ( $U_S = 26.4$ V, $I_L^2 = 72$ A <sup>2</sup> , $P_{\text{Total max}} = 2.5$ W + 3.6 W)
Nominal operating mode	100% operating factor
Rated insulation voltage	250 V AC
Rated surge voltage/insulation	See data sheet, section "Insulation coordination".

#### Supply

Designation	A1/A2
Rated control circuit supply voltage $U_S$	20.4 V DC ... 26.4 V DC
Rated control circuit supply voltage $U_S$	24 V DC -15 % / +10 %
Rated control supply current $I_S$	typ. 84 mA (at $U_S$ )
Power consumption at $U_S$	typ. 2 W
Inrush current	typ. 5 A ( $\Delta t = 200$ $\mu$ s at $U_S$ )
Filter time	1 ms (in the event of voltage dips at $U_S$ )

# PSR-MC34-3NO-1DO-24DC-SC - Safety relays



2700540

<https://www.phoenixcontact.com/us/products/2700540>

Protective circuit	Serial protection against polarity reversal; Suppressor diode
--------------------	---

## Input data

Digital: Sensor circuit (S12, S22)

Description of the input	safety-related sensor inputs NPN (S12), NPN/PNP (S22)
Number of inputs	2
Input voltage range "0" signal	< 5 V (S12) Input S22 can interpret low-resistance outputs of a PLC as a continuous HIGH signal.
Input voltage range "1" signal	20.4 V ... 26.4 V
Input current range "0" signal	< 2 mA (S12) 0 mA ... 2 mA (S22)
Inrush current	< 20 mA (typ. with $U_S$ at S12) < 5 mA (typ. with $U_S$ at S22/24 V) > -15 mA (typ. with $U_S$ at S22/0 V)
Filter time	max. 1.5 ms (at S12, S22; test pulse width) min. 7.5 ms (at S12, S22; test pulse rate)
Concurrence	$\infty$
Max. permissible overall conductor resistance	150 $\Omega$
Protective circuit	Suppressor diode
Current consumption	< 5 mA (typ. with $U_S$ at S12) < 5 mA (typ. with $U_S$ at S22/24 V) > -5 mA (typ. with $U_S$ at S22/0 V)

Digital: Start circuit (S34)

Description of the input	non-safety-related NPN/PNP
Number of inputs	1
Input voltage range "1" signal	20.4 V DC ... 26.4 V DC
Inrush current	max. 200 mA (typ. with $U_S$ )
Max. permissible overall conductor resistance	150 $\Omega$
Protective circuit	Suppressor diode
Current consumption	< 10 mA (at S34/24 V) > -5 mA (at S34/0 V)

## Output data

Relay: Enabling current paths (13/14, 23/24/34)

Output description	safety-related N/O contacts
Number of outputs	3 (undelayed)
Contact switching type	3 enabling current paths
Contact material	AgSnO <sub>2</sub>
Switching voltage	min. 12 V max. 250 V AC/DC (Observe the load curve)

# PSR-MC34-3NO-1DO-24DC-SC - Safety relays



2700540

<https://www.phoenixcontact.com/us/products/2700540>

Switching power	min. 60 mW
Inrush current	min. 3 mA
	max. 6 A
Switching capacity	5 A (AC15)
	4 A (DC13)
Limiting continuous current	6 A (For 13/14)
	6 A (For 23/24/34; since the 23/24/34 contact path only has one input path, only a total current of 6 A is permitted here)
Sq. Total current	72 A <sup>2</sup> (observe derating)
Switching frequency	0.1 Hz
Mechanical service life	10x 10 <sup>6</sup> cycles
Output fuse	6 A gL/gG
	4 A gL/gG (for low-demand applications)

Signal: M1

Output description	non-safety-related
Number of outputs	1 (digital, PNP)
Voltage	22 V DC (U <sub>s</sub> - 2 V)
Current	max. 100 mA
Maximum inrush current	500 mA ( $\Delta t = 1 \text{ ms}$ at U <sub>s</sub> )
Protective circuit	Suppressor diode
Short-circuit protection	no

## Connection data

Connection technology

pluggable	yes
-----------	-----

Conductor connection

Connection method	Screw connection
Conductor cross-section rigid	0.2 mm <sup>2</sup> ... 2.5 mm <sup>2</sup>
Conductor cross-section flexible	0.2 mm <sup>2</sup> ... 2.5 mm <sup>2</sup>
Conductor cross-section AWG	24 ... 12
Stripping length	7 mm
Screw thread	M3
Tightening torque	0.5 Nm ... 0.6 Nm

## Signaling

Status display	3 x LED (green)
Operating voltage display	1 x LED (green)

## Dimensions

Width	12.5 mm
Height	112.2 mm
Depth	114.5 mm

# PSR-MC34-3NO-1DO-24DC-SC - Safety relays



2700540

<https://www.phoenixcontact.com/us/products/2700540>

## Material specifications

Color (Housing)	yellow (RAL 1018)
Housing material	PA

## Characteristics

### Safety data

Stop category	0
---------------	---

### Safety data: EN ISO 13849

Category	4
Performance level (PL)	e (4 A DC13; 5 A AC15; 8760 switching cycles/year)

### Safety data: IEC 61508 - High demand

Safety Integrity Level (SIL)	3
------------------------------	---

### Safety data: IEC 61508 - Low demand

Safety Integrity Level (SIL)	3
------------------------------	---

### Safety data: EN IEC 62061

Safety Integrity Level (SIL)	3
------------------------------	---

## Environmental and real-life conditions

### Ambient conditions

Degree of protection	IP20
Min. degree of protection of inst. location	IP54
Ambient temperature (operation)	-40 °C ... 55 °C (observe derating)
Ambient temperature (storage/transport)	-40 °C ... 85 °C
Maximum altitude	≤ 2000 m (Above sea level)
Max. permissible humidity (storage/transport)	75 % (on average, 85% infrequently, non-condensing)
Max. permissible relative humidity (operation)	75 % (on average, 85% infrequently, non-condensing)
Shock	15g
Vibration (operation)	10 Hz ... 150 Hz, amplitude 0.15 mm, 2g

## Approvals

### CE

Identification	CE-compliant
----------------	--------------

## Mounting

Mounting type	DIN rail mounting
Assembly note	See derating curve
Mounting position	vertical or horizontal

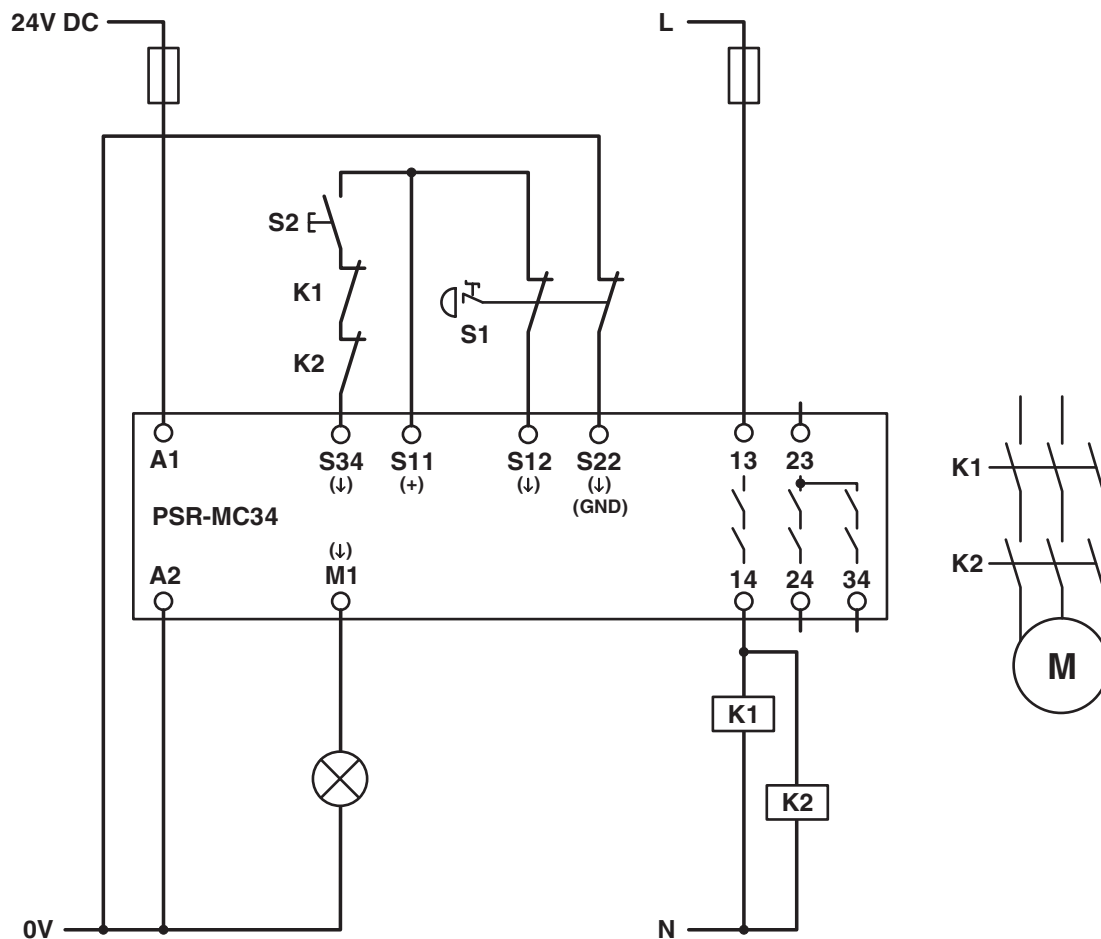
# PSR-MC34-3NO-1DO-24DC-SC - Safety relays

2700540

<https://www.phoenixcontact.com/us/products/2700540>

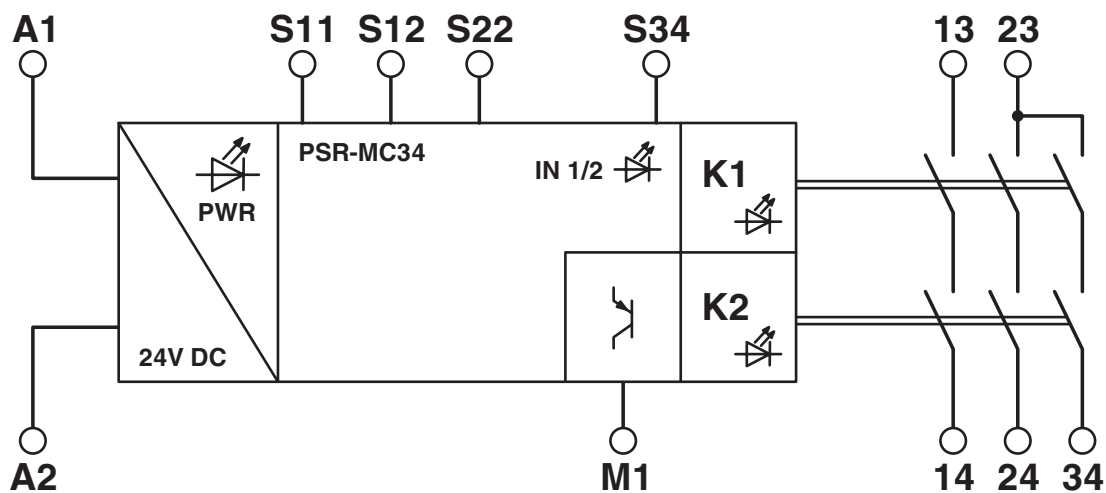
## Drawings

Circuit diagram



Example application

Block diagram



Block diagram

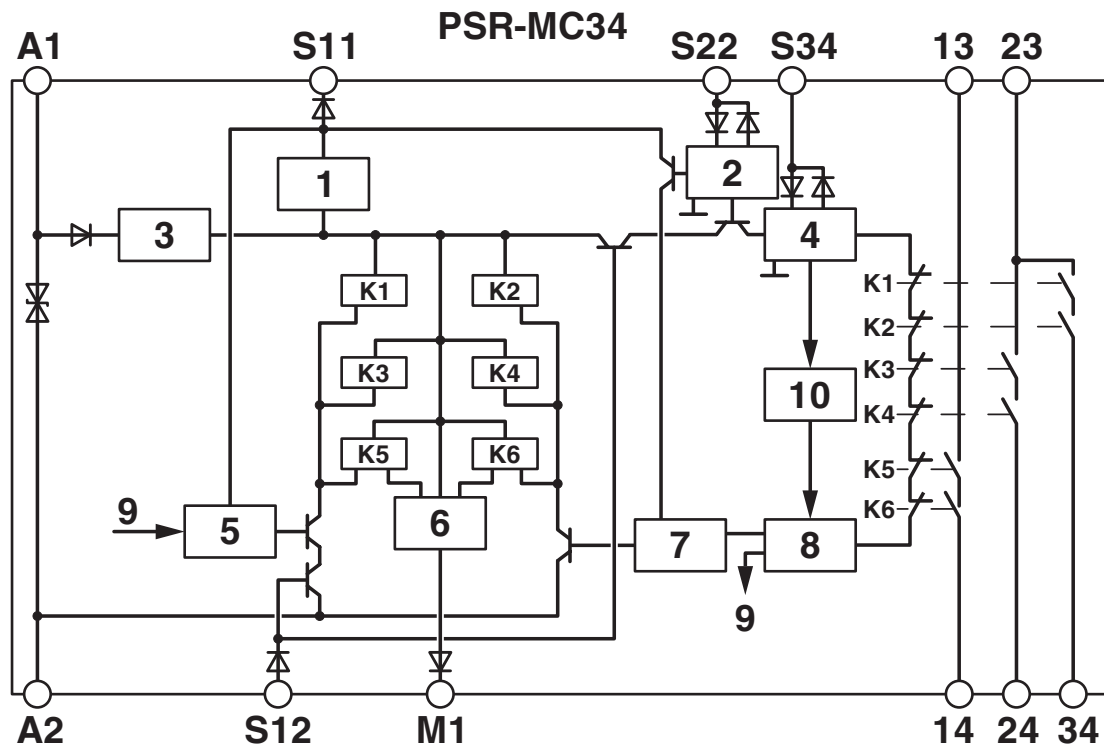
# PSR-MC34-3NO-1DO-24DC-SC - Safety relays



2700540

<https://www.phoenixcontact.com/us/products/2700540>

Block diagram



## Key:

- 1 = Current limitation
- 2 = Input circuit
- 3 = Voltage limitation
- 4 = Start circuit
- 5 = Control circuit channel 1
- 6 = Control circuit signal output
- 7 = Control circuit channel 2
- 8 = Start channel 1 and 2
- 9 = Channel 1
- 10 = Diagnostics
- K1, K2 ... K6 = Force-guided elementary relays


# PSR-MC34-3NO-1DO-24DC-SC - Safety relays



2700540

<https://www.phoenixcontact.com/us/products/2700540>

## Approvals

 To download certificates, visit the product detail page: <https://www.phoenixcontact.com/us/products/2700540>



### Functional Safety

Approval ID: 44 205 13755201



### Functional Safety

Approval ID: 44 780 13755201



### cULus Listed

Approval ID: E140324



# PSR-MC34-3NO-1DO-24DC-SC - Safety relays



2700540

<https://www.phoenixcontact.com/us/products/2700540>

## Classifications

### ECLASS

ECLASS-13.0	27371819
ECLASS-15.0	27371819
ECLASS-15.0 ASSET	27250101

### ETIM

ETIM 9.0	EC001449
----------	----------

### UNSPSC

UNSPSC 21.0	39122200
-------------	----------

# PSR-MC34-3NO-1DO-24DC-SC - Safety relays



2700540

<https://www.phoenixcontact.com/us/products/2700540>

## Environmental product compliance

### EU RoHS

Fulfills EU RoHS substance requirements	Yes
Exemption	7(a), 7(c)-I

### China RoHS

Environment friendly use period (EFUP)	EFUP-50
	An article-related China RoHS declaration table can be found in the download area for the respective article under "Manufacturer declaration". For all articles with EFUP-E, no China RoHS declaration table issued and required.

### EU REACH SVHC

REACH candidate substance (CAS No.)	Lead(CAS: 7439-92-1)
SCIP	07756783-9445-469b-9efa-61d141e1ca63

Phoenix Contact 2025 © - all rights reserved

<https://www.phoenixcontact.com>

Phoenix Contact USA  
586 Fulling Mill Road  
Middletown, PA 17057, United States  
(+717) 944-1300  
[info@phoenixcon.com](mailto:info@phoenixcon.com)