

AXL F BK PN TPS - Bus coupler



2403869

<https://www.phoenixcontact.com/us/products/2403869>

Please be informed that the data shown in this PDF document is generated from our online catalog. Please find the complete data in the user documentation. Our general terms of use for downloads are valid.



Axioline F, Bus coupler, PROFINET, RJ45 jack, transmission speed in the local bus: 100 Mbps, degree of protection: IP20, including bus base module and Axioline F connector

Product description

The bus coupler is intended for use within a PROFINET network. The bus coupler creates the link to the Axioline F I/O system and the industrial I/O signals connected to it. Up to 63 Axioline F devices can be connected to the bus coupler. Device descriptions for Phoenix Contact controllers are integral parts of the engineering tools PC Worx and PLCnext Engineer. Corresponding GSDML files are available for integrating the Axioline F station into other programming systems. These files can be downloaded at: www.phoenixcontact.com/product/2403869

Your advantages

- 2 Ethernet ports (with integrated switch)
- Conformance with PROFINET specification V2.3
- Supports PROFIsafe
- Supports PROFIenergy
- Supports PROFINET S2 system redundancy (firmware version 1.30 or later)
- PROFINET RT and IRT
- Minimum cycle time of PROFINET for RT and IRT is 250 µs
- Runtime in bus coupler is negligible (almost 0 µs)
- Typical cycle time of the Axioline F local bus is around 10 µs
- Web-based management
- Supports the operation of Axioline Smart Elements
- Supports passive Smart Elements (firmware version 1.30 or later)
- Supports IOL-CONF (firmware version 1.30 and later)
- Safe analog value processing with SAFE AI and other components

Commercial data

Item number	2403869
Packing unit	1 pc
Minimum order quantity	1 pc
Sales key	DR02
Product key	DRI21A
GTIN	4055626345826
Weight per piece (including packing)	210 g
Weight per piece (excluding packing)	210 g
Customs tariff number	85176200

AXL F BK PN TPS - Bus coupler



2403869

<https://www.phoenixcontact.com/us/products/2403869>

Country of origin	DE
-------------------	----

AXL F BK PN TPS - Bus coupler

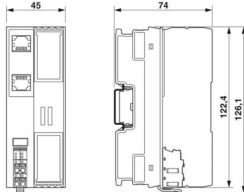


2403869

<https://www.phoenixcontact.com/us/products/2403869>

Technical data

Dimensions

Dimensional drawing	
Width	45 mm
Height	126.1 mm
Depth	74 mm
Note on dimensions	The depth applies when a TH 35-7.5 DIN rail is used (in accordance with EN 60715).

Notes

Note on application	
Note on application	Only for industrial use
Utilization restriction	
EMC note	EMC: class A product, see manufacturer's declaration in the download area

Interfaces

Supported protocols	PROFINET
	TFTP
	PTCP
	LLDP
	SNMPv1
	MRP
	DCP

PROFINET	
Number of interfaces	2
Connection method	RJ45 jack
Note on the connection method	Auto negotiation and autocrossing
Transmission speed	100 Mbps (acc. to PROFINET standard)
Transmission physics	Ethernet in RJ45 twisted pair

Axioline F local bus	
Number of interfaces	1
Connection method	Bus base module
Transmission speed	100 Mbps

Service	
---------	--

AXL F BK PN TPS - Bus coupler



2403869

<https://www.phoenixcontact.com/us/products/2403869>

Number of interfaces	1
Connection method	USB type C

System properties

System limits

Number of supported devices	max. 63 (per station)
Number of local bus devices that can be connected	max. 63

PROFINET

Device function	PROFINET device
Specification	Version 2.3
Conformance Class	Conformance Class C
Device ID	1000 _{hex}
Vendor ID	00B0 _{hex}

Product properties

Product type	I/O component
Product family	Axioline F
Type	block modular
Mounting position	any (observe temperature derating)
Scope of supply	including bus base module and Axioline F connector

Insulation characteristics

Overvoltage category	II (IEC 60664-1, EN 60664-1)
Pollution degree	2 (IEC 60664-1, EN 60664-1)

Electrical properties

Maximum power dissipation for nominal condition	4.4 W
---	-------

Potentials: Communications power U_L feed-in (the supply of the Axioline F local bus U_{BUS} is generated from U_L)

Supply voltage	24 V DC
Supply voltage range	19.2 V DC ... 30 V DC (including all tolerances, including ripple)
Current draw	max. 600 mA (2.0 A on U_{BUS} , $U_L = 24$ V)
Protective circuit	Surge protection; electronic Reverse polarity protection; no

Potentials: Axioline F local bus supply (U_{BUS})

Supply voltage	5 V DC (via bus base module)
Power supply unit	max. 2 A

Electrical isolation/isolation of the voltage ranges

Test voltage: PROFINET interface 1 / PROFINET interface 2	1500 V AC, 50 Hz, 1 min
Test voltage: PROFINET interface 1 / 24 V communications voltage (U_L) feed-in	1500 V AC, 50 Hz, 1 min
Test voltage: PROFINET interface 1 / functional ground	1500 V AC, 50 Hz, 1 min
Test voltage: PROFINET interface 2 / 24 V communications voltage (U_L) feed-in	1500 V AC, 50 Hz, 1 min

AXL F BK PN TPS - Bus coupler

2403869

<https://www.phoenixcontact.com/us/products/2403869>



Test voltage: PROFINET interface 2 / functional ground	1500 V AC, 50 Hz, 1 min
Test voltage: 24 V communications voltage (U _L) feed-in / functional ground	500 V AC, 50 Hz, 1 min

Connection data

Connection technology

Connection name	Axioline F connector
Note on the connection method	Please observe the information provided on conductor cross-sections in the "Axioline F: system and installation" user manual.

Conductor connection

Connection method	Push-in connection
Conductor cross-section rigid	0.2 mm ² ... 1.5 mm ²
Conductor cross-section flexible	0.2 mm ² ... 1.5 mm ²
Conductor cross-section AWG	24 ... 16
Stripping length	8 mm

Axioline F connector

Connection method	Push-in connection
Note on the connection method	Please observe the information provided on conductor cross-sections in the "Axioline F: system and installation" user manual.
Conductor cross-section, rigid	0.2 mm ² ... 1.5 mm ²
Conductor cross-section, flexible	0.2 mm ² ... 1.5 mm ²
Conductor cross-section AWG	24 ... 16
Stripping length	8 mm

Environmental and real-life conditions

Ambient conditions

Ambient temperature (operation)	-25 °C ... 60 °C (Mounting position: panel mounting on horizontal DIN rail)
	-25 °C ... 55 °C (Mounting position: any)
Degree of protection	IP20
Air pressure (operation)	70 kPa ... 106 kPa (up to 3000 m above sea level)
Air pressure (storage/transport)	70 kPa ... 106 kPa (up to 3000 m above sea level)
Ambient temperature (storage/transport)	-40 °C ... 85 °C
Permissible humidity (operation)	5 % ... 95 % (non-condensing)
Permissible humidity (storage/transport)	5 % ... 95 % (non-condensing)

Standards and regulations

Protection class	III (IEC 61140, EN 61140, VDE 0140-1)
------------------	---------------------------------------

Mounting

Mounting type	DIN rail mounting
Mounting position	any (observe temperature derating)

AXL F BK PN TPS - Bus coupler

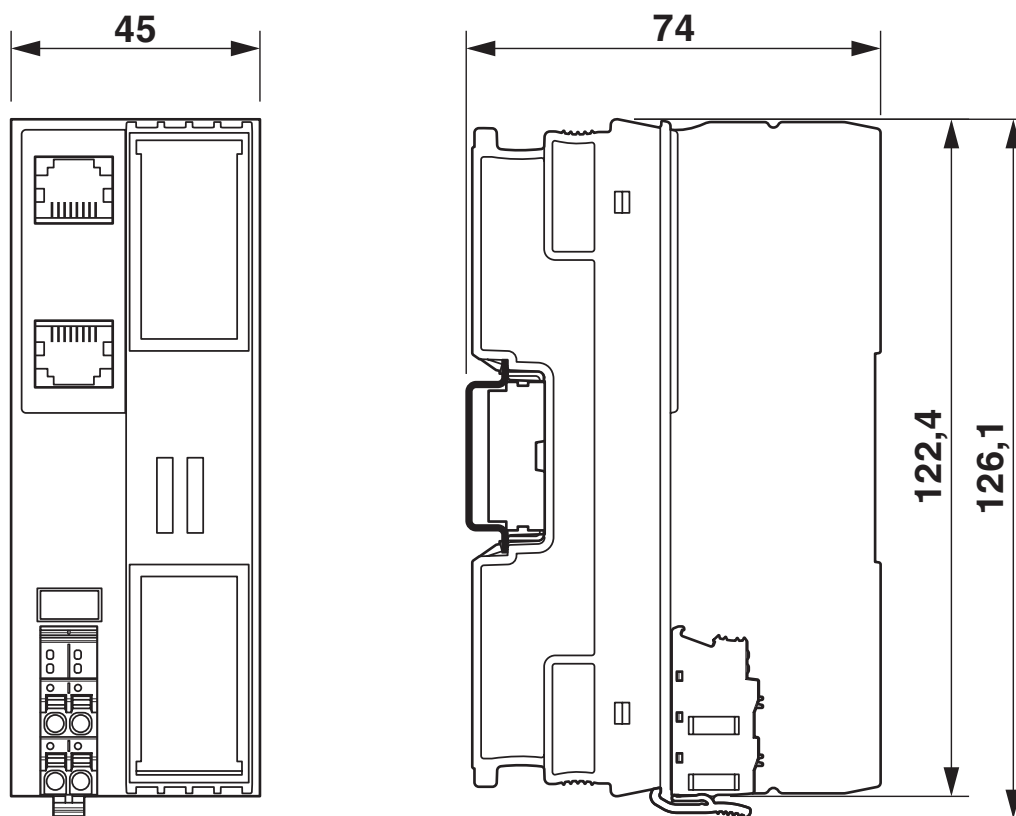
2403869

<https://www.phoenixcontact.com/us/products/2403869>

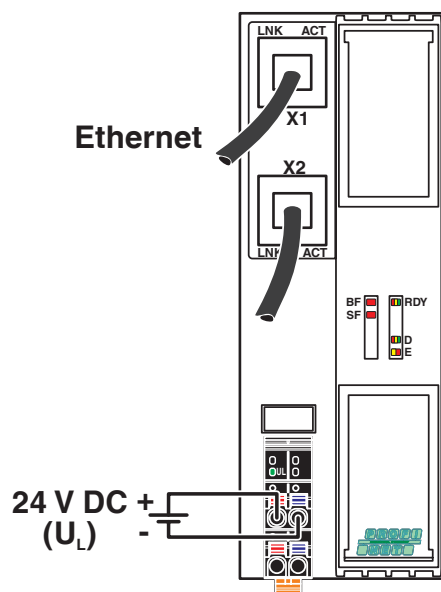


Drawings

Dimensional drawing

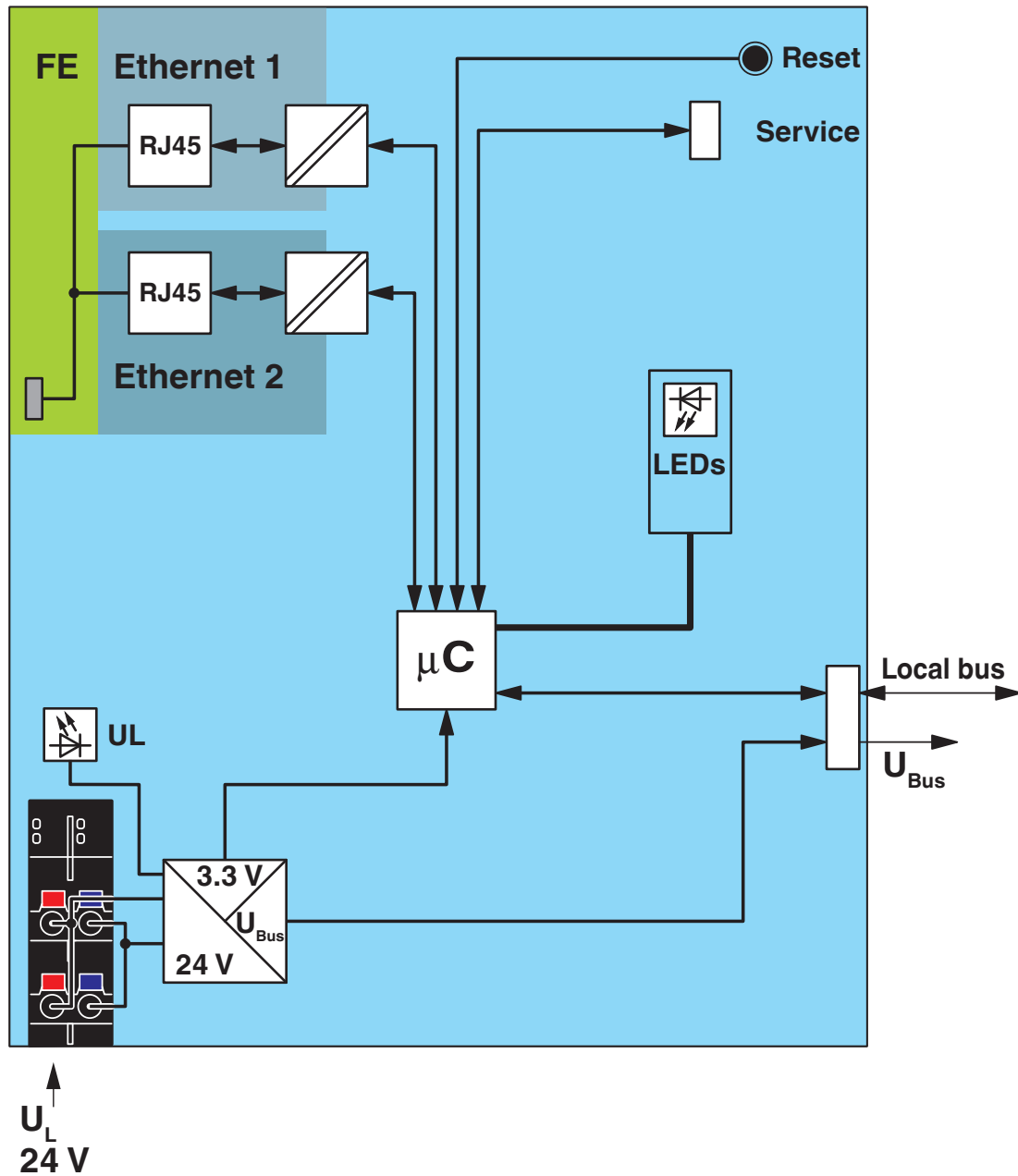


Connection diagram



Connection of the cables

Block diagram



Internal wiring of connections

AXL F BK PN TPS - Bus coupler



2403869

<https://www.phoenixcontact.com/us/products/2403869>

Approvals

To download certificates, visit the product detail page: <https://www.phoenixcontact.com/us/products/2403869>



DNV GL

Approval ID: TAA00000DF



LR

Approval ID: LR2480202TA-02



PRS

Approval ID: TE/1020/880590/21

BSH

Approval ID: 840



RINA

Approval ID: ELE008423XG001

ABS

Approval ID: 20-2059154-PDA

PROFINET

Approval ID: Z12930



cULus Listed

Approval ID: E238705

AXL F BK PN TPS - Bus coupler

2403869

<https://www.phoenixcontact.com/us/products/2403869>



Classifications

ECLASS

ECLASS-13.0	27242608
ECLASS-15.0	27242608

ETIM

ETIM 9.0	EC001604
----------	----------

UNSPSC

UNSPSC 21.0	32151600
-------------	----------

AXL F BK PN TPS - Bus coupler



2403869
<https://www.phoenixcontact.com/us/products/2403869>

Environmental product compliance

EU RoHS	
Fulfills EU RoHS substance requirements	Yes
Exemption	7(a), 7(c)-I
China RoHS	
Environment friendly use period (EFUP)	EFUP-50
	An article-related China RoHS declaration table can be found in the download area for the respective article under "Manufacturer declaration". For all articles with EFUP-E, no China RoHS declaration table issued and required.
EU REACH SVHC	
REACH candidate substance (CAS No.)	Lead(CAS: 7439-92-1)
SCIP	d86b4604-9677-4b8c-a708-1e7f254dde58
EF3.0 Climate Change	
CO2e kg	11.72 kg CO2e

Phoenix Contact 2025 © - all rights reserved
<https://www.phoenixcontact.com>

Phoenix Contact USA
586 Fulling Mill Road
Middletown, PA 17057, United States
(+717) 944-1300
info@phoenixcon.com