


FLKMS-KS40/AI/YCS - Passive module



2314286
<https://www.phoenixcontact.com/us/products/2314286>

Please be informed that the data shown in this PDF document is generated from our online catalog. Please find the complete data in the user documentation. Our general terms of use for downloads are valid.



16-channel analog module with screw connection. The voltage supply and the 40-pos. system connection are designed redundantly. Suitable for the Yokogawa AAI141 and AAI143 cards.

Your advantages

- For AAI 141 and AAI 143 analog modules (module operation in 4-conductor mode)
- Redundant voltage supply (IEC 127-2, 5 x 20, 2 A fuse)

Commercial data

Item number	2314286
Packing unit	1 pc
Minimum order quantity	1 pc
Note	Made to order (non-returnable)
Sales key	C421
Product key	DK218N
GTIN	4046356143783
Weight per piece (including packing)	623.4 g
Weight per piece (excluding packing)	397.9 g
Customs tariff number	85369010
Country of origin	DE

Technical data

Product properties

Product type	Interface module
No. of channels	16

Insulation characteristics: Air clearances and creepage distances

Insulation	Functional insulation
Overvoltage category	II
Pollution degree	2

Electrical properties

Operating voltage (DC)	≤ 30 V DC
Fuse	2 A 5x20 (fast-blow) (F1, F2)
Current (per branch)	≤ 0.1 A
Current (Voltage supply P1+, P2+)	≤ 2 A

Air clearances and creepage distances

Rated insulation voltage	50 V
Rated surge voltage	0.5 kV (1.2/50 µs)

Supported controller YOKOGAWA CS3000 CentumVP

Suitable I/O card	AAI141
	AAI143

Supported controller YOKOGAWA STARDOM

Suitable I/O card	NFAI143
	NFAI143

Connection data

Connection 1 (control level)

Connection method	Yokogawa, KS compatible
Number of connections	2
Number of positions	40
Note	Usable system cables: Phoenix Contact YUC40, Yokogawa KS1
Tightening torque	0.5 Nm
Pitch	2.54 mm

Connection 2 (field level)

Connection method	Screw connection
Stripping length	7 mm
Screw thread	M3
Number of positions	48
Conductor cross-section rigid	0.2 mm² ... 4 mm²
Conductor cross-section rigid (2 conductors with same cross	0.2 mm² ... 1.5 mm²

FLKMS-KS40/AI/YCS - Passive module



2314286

<https://www.phoenixcontact.com/us/products/2314286>

section)	
Conductor cross-section flexible	0.2 mm² ... 2.5 mm²
	0.25 mm² ... 1.5 mm² (Ferrule without plastic sleeve)
	0.25 mm² ... 2.5 mm² (Ferrule with plastic sleeve)
Conductor cross-section flexible (2 conductors with same cross section)	0.2 mm² ... 1.5 mm²
	0.2 mm² ... 0.75 mm² (Ferrule without plastic sleeve)
	0.5 mm² ... 0.5 mm² (TWIN ferrule with plastic sleeve)
Conductor cross-section AWG	24 ... 12
Tightening torque	0.5 Nm ... 0.6 Nm
Pitch	5.08 mm

Connection 3 (HART connector)

Connection method	HART connector
Number of connections	1
Number of positions	26
Pitch	1.27 mm

Connection 4 (supply)

Connection method	Screw connection
Stripping length	8 mm
Screw thread	M3
Number of connections	1
Number of positions	2
Conductor cross-section rigid	0.2 mm² ... 4 mm²
Conductor cross-section rigid (2 conductors with same cross section)	0.2 mm² ... 1.5 mm²
Conductor cross-section flexible	0.2 mm² ... 2.5 mm²
	0.25 mm² ... 2.5 mm² (Ferrule without plastic sleeve)
	0.25 mm² ... 2.5 mm² (Ferrule with plastic sleeve)
Conductor cross-section flexible (2 conductors with same cross section)	0.2 mm² ... 1.5 mm²
	0.25 mm² ... 0.75 mm² (Ferrule without plastic sleeve)
	0.5 mm² ... 1.5 mm² (TWIN ferrule with plastic sleeve)
Conductor cross-section AWG	24 ... 12
Tightening torque	0.5 Nm ... 0.6 Nm
Pitch	5 mm

Signaling

Status display present	no
------------------------	----

Dimensions

Item dimensions

Width	215.5 mm
Height	125.4 mm
Depth	79.3 mm

Environmental and real-life conditions

Ambient conditions

Degree of protection (Module)	IP00
Degree of protection (Installation location)	≤ IP54
Ambient temperature (operation)	-20 °C ... 50 °C
Ambient temperature (storage/transport)	-20 °C ... 70 °C
Altitude	≤ 2000 m

Approvals

UKCA

Certificate	UKCA-compliant
-------------	----------------

Standards and regulations

Air clearances and creepage distances

Standards/regulations	EN IEC 60664-1
-----------------------	----------------

Mounting

Mounting type	DIN rail mounting
Mounting position	any

Notes

Notes on operation	For proper use, the specifications of the installation directive (see Downloads) must be observed. For applications or use with third-party products, the specifications, and the safety and warning instructions of the respective third-party manufacturer must also be met.
--------------------	--

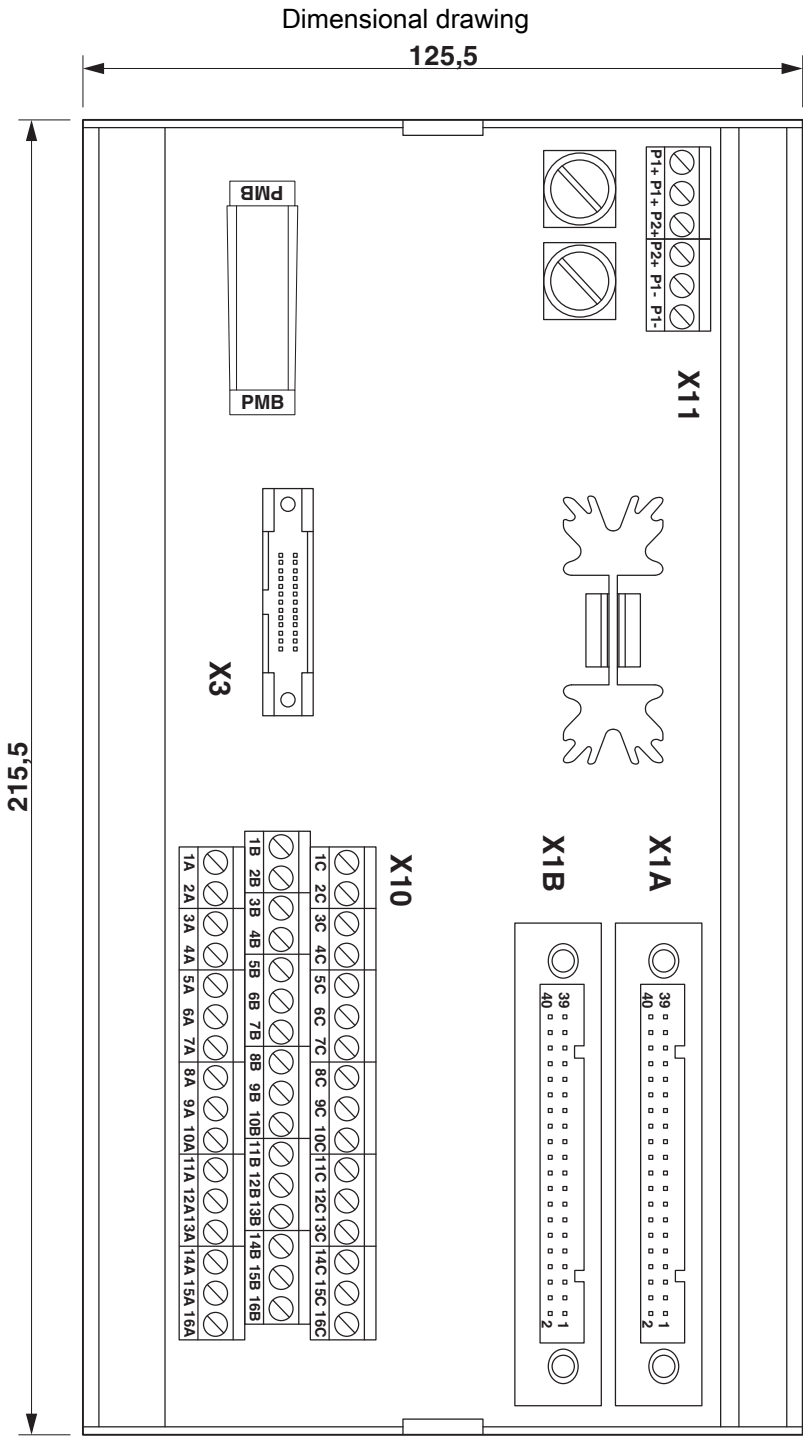
FLKMS-KS40/AI/YCS - Passive module

2314286

<https://www.phoenixcontact.com/us/products/2314286>



Drawings




FLKMS-KS40/AI/YCS - Passive module

2314286

<https://www.phoenixcontact.com/us/products/2314286>



Circuit diagram



FLKMS-KS40/AI/YCS - Passive module



2314286

<https://www.phoenixcontact.com/us/products/2314286>

Classifications

ECLASS

ECLASS-13.0	27141152
ECLASS-15.0	27141152

ETIM

ETIM 9.0	EC002780
----------	----------

UNSPSC

UNSPSC 21.0	39121400
-------------	----------

Environmental product compliance

EU RoHS

Fulfills EU RoHS substance requirements	Yes
Exemption	6(c), 7(a), 7(c)-I

China RoHS

Environment friendly use period (EFUP)	EFUP-50
	An article-related China RoHS declaration table can be found in the download area for the respective article under "Manufacturer declaration". For all articles with EFUP-E, no China RoHS declaration table issued and required.

EU REACH SVHC

REACH candidate substance (CAS No.)	Lead(CAS: 7439-92-1)
SCIP	5721cfee-a578-4a07-9fcd-94cbfc7cdc25