


# FLKMS-D25 SUB/B/ZFK3DS/PE - Termination board



2295936

<https://www.phoenixcontact.com/us/products/2295936>

Please be informed that the data shown in this PDF document is generated from our online catalog. Please find the complete data in the user documentation. Our general terms of use for downloads are valid.



VARIOFACE module, with spring-cage connection and D-Subminiature socket strip, for mounting on NS 35/7.5 or NS 32, 25-pos.

## Commercial data

|                                      |               |
|--------------------------------------|---------------|
| Item number                          | 2295936       |
| Packing unit                         | 1 pc          |
| Minimum order quantity               | 1 pc          |
| Sales key                            | C429          |
| Product key                          | DK2A82        |
| GTIN                                 | 4017918448004 |
| Weight per piece (including packing) | 148 g         |
| Weight per piece (excluding packing) | 110.46 g      |
| Customs tariff number                | 85369010      |
| Country of origin                    | DE            |

## Technical data

### Product properties

|                     |                  |
|---------------------|------------------|
| Product type        | Interface module |
| Number of positions | 25               |

#### Insulation characteristics: Air clearances and creepage distances

|                      |                       |
|----------------------|-----------------------|
| Insulation           | Functional insulation |
| Overvoltage category | II                    |
| Pollution degree     | 2                     |

### Electrical properties

|                        |           |
|------------------------|-----------|
| Operating voltage (AC) | ≤ 30 V AC |
| Operating voltage (DC) | ≤ 60 V DC |
| Current (per branch)   | ≤ 2.5 A   |

#### Air clearances and creepage distances

|                          |                    |
|--------------------------|--------------------|
| Rated insulation voltage | 125 V              |
| Rated surge voltage      | 1.2 kV (1.2/50 µs) |

### Connection data

#### Connection 1 (control level)

|                                  |                    |
|----------------------------------|--------------------|
| Connection in acc. with standard | IEC 60807-2        |
| Connection method                | D-SUB socket strip |
| Screw thread                     | UNC 4-40           |
| Number of connections            | 1                  |
| Number of positions              | 25                 |
| Insertion/withdrawal cycles      | > 500              |
| Pitch                            | 2.77 mm            |

#### Connection 2 (field level)

|   |   |
|---|---|
| Connection method   | Spring-cage connection                                |
| Stripping length  | 7.5 mm  |
| Number of positions   | 27  |
| Conductor cross-section rigid   | 0.2 mm² ... 2.5 mm²                                   |
| Conductor cross-section flexible  | 0.2 mm² ... 1.5 mm²                                   |
|   | 0.2 mm² ... 1.5 mm²                                   |
|   | 0.25 mm² ... 1.5 mm² (Ferrule without plastic sleeve) |
| Conductor cross-section flexible (2 conductors with same cross section) | 0.25 mm² ... 1.5 mm² (Ferrule with plastic sleeve)    |
| Conductor cross-section AWG   | 24 ... 14   |
| Pitch   | 5.08 mm   |

### Signaling

|                        |    |
|------------------------|----|
| Status display present | no |
|------------------------|----|

# FLKMS-D25 SUB/B/ZFK3DS/PE - Termination board



2295936

<https://www.phoenixcontact.com/us/products/2295936>

## Dimensions

### Item dimensions

|        |       |
|--------|-------|
| Width  | 67 mm |
| Height | 90 mm |
| Depth  | 73 mm |

## Material specifications

|                             |                  |
|-----------------------------|------------------|
| Color                       | green (RAL 6021) |
| Housing insulation material | PVC              |

## Environmental and real-life conditions

### Ambient conditions

|  |                  |
|--|------------------|
| Degree of protection (Module)                | IP00             |
| Degree of protection (Installation location) | ≥ IP54           |
| Ambient temperature (operation)              | -20 °C ... 50 °C |
| Ambient temperature (storage/transport)      | -20 °C ... 70 °C |
| Altitude                                     | ≤ 2000 m         |

## Standards and regulations

### Air clearances and creepage distances

|                       |                |
|-----------------------|----------------|
| Standards/regulations | EN IEC 60664-1 |
|-----------------------|----------------|

## Mounting


|                   |                   |
|-------------------|-------------------|
| Mounting type     | DIN rail mounting |
| Mounting position | any               |


## Notes

|                    |  |
|--------------------|--|
| Notes on operation | For proper use, the specifications of the installation directive (see Downloads) must be observed. For applications or use with third-party products, the specifications, and the safety and warning instructions of the respective third-party manufacturer must also be met. |
|--------------------|--|

Approvals

To download certificates, visit the product detail page: <https://www.phoenixcontact.com/us/products/2295936>

|   |                                |                                |                   |                               |
|---|--------------------------------|--------------------------------|-------------------|-------------------------------|
| <div> <b>cUL Recognized</b><br/>Approval ID: E238705</div> |                                |                                |                   |                               |
|   | Nominal voltage U <sub>N</sub> | Nominal current I <sub>N</sub> | Cross section AWG | Cross section mm <sup>2</sup> |
| keine   |                                |                                |                   |                               |
|   | 125 V                          | 2 A                            | -                 | -                             |

|  |                                |                                |                   |                               |
|--|--------------------------------|--------------------------------|-------------------|-------------------------------|
| <div> <b>UL Recognized</b><br/>Approval ID: E238705</div> |                                |                                |                   |                               |
|  | Nominal voltage U <sub>N</sub> | Nominal current I <sub>N</sub> | Cross section AWG | Cross section mm <sup>2</sup> |
| keine  |                                |                                |                   |                               |
|  | 125 V                          | 2 A                            | -                 | -                             |

# FLKMS-D25 SUB/B/ZFK3DS/PE - Termination board



2295936

<https://www.phoenixcontact.com/us/products/2295936>

## Classifications

### ECLASS

|             |          |
|-------------|----------|
| ECLASS-13.0 | 27141152 |
| ECLASS-15.0 | 27141152 |

### ETIM

|          |          |
|----------|----------|
| ETIM 9.0 | EC002780 |
|----------|----------|

### UNSPSC

|             |          |
|-------------|----------|
| UNSPSC 21.0 | 39121400 |
|-------------|----------|

## Environmental product compliance

### EU RoHS

|   |                    |
|---|--------------------|
| Fulfills EU RoHS substance requirements | Yes, No exemptions |
|---|--------------------|

### China RoHS

|  |   |
|--|---|
| Environment friendly use period (EFUP) | EFUP-50   |
|  | An article-related China RoHS declaration table can be found in the download area for the respective article under "Manufacturer declaration". For all articles with EFUP-E, no China RoHS declaration table issued and required. |

### EU REACH SVHC

|                                     |                            |
|-------------------------------------|----------------------------|
| REACH candidate substance (CAS No.) | No substance above 0.1 wt% |
|-------------------------------------|----------------------------|