

# FLK 14/16/EZ-DR/1000/S7 - Cable



2293941

<https://www.phoenixcontact.com/us/products/2293941>

Please be informed that the data shown in this PDF document is generated from our online catalog. Please find the complete data in the user documentation. Our general terms of use for downloads are valid.



Round cable set; controller: SIMATIC® TOP connect; connection 1: IDC/FLK socket strip (1x 16-position); connection 2: IDC/FLK socket strip (1x 14-position); cable length: 10 m

## Commercial data

Item number	2293941
Packing unit	1 pc
Minimum order quantity	1 pc
Note	Made to order (non-returnable)
Sales key	C421
Product key	DK221S
GTIN	4017918125639
Weight per piece (including packing)	605.2 g
Weight per piece (excluding packing)	580 g
Customs tariff number	85444290
Country of origin	DE

# FLK 14/16/EZ-DR/1000/S7 - Cable



2293941

<https://www.phoenixcontact.com/us/products/2293941>

## Technical data

### Product properties

Product type	System cable
--------------	--------------

### Environmental and real-life conditions

#### Ambient conditions

Degree of protection	IP00
Degree of protection (Installation location)	≥ IP54 (Installation location)
Ambient temperature (operation) (fixed installation)	-40 °C ... 70 °C (fixed installation)
Ambient temperature (operation) (flexible installation)	-10 °C ... 70 °C (flexible installation)
Ambient temperature (storage/transport)	-40 °C ... 80 °C
Altitude	≤ 2000 m

### Electrical properties

Operating voltage (AC)	≤ 30 V AC
Operating voltage (DC)	≤ 60 V DC
Nominal operating mode	100% operating factor
Current (Per path, 50°C)	≤ 1 A (Uncoiled, see derating)
Current (Per path, 70°C)	≤ 0.6 A (Uncoiled, see derating)

### Cable/line

Cable length	10 m
--------------	------

#### 14X0.14 [PVC]

UL AWM Style	2464/1061
Number of positions	14
Shielded	no
Cable type	14X0.14 [PVC]
Conductor type	Round cable set
Conductor structure signal line	7x 0.16 mm
AWG signal line	26
Conductor cross section	14x 0.14 mm <sup>2</sup>
Wire diameter incl. insulation	1 mm ±0.03 mm
External cable diameter	6.40 mm ±0.4 mm
Outer sheath, material	Semi-rigid PVC
External sheath, color	gray
Conductor material	Tin-plated Cu litz wires
Cable resistance	≤ 145 Ω/km (20 °C)
Insulation resistance	≥ 20 MΩ*km (20 °C)
Smallest bending radius, fixed installation	55 mm
Smallest bending radius, movable installation	104 mm
Dynamic load capacity (bending)	Max. bending cycles: 5000 (at a radius of ≥ 15x outside diameter)

# FLK 14/16/EZ-DR/1000/S7 - Cable



2293941

<https://www.phoenixcontact.com/us/products/2293941>

Halogen-free	no
Flame resistance	IEC 60332-1-2 (raw cable)
	VDE 0842, Part 332-1-2 (raw cable)
	IEC 60332-3-22 (raw cable)
	UL VW-1
	CSA FT-1
Resistance to oil	can withstand occasional splashes (raw cable)

Color code: Single-core wire

white	IDC/FLK16 (1) = IDC/FLK14 (10)
violet	IDC/FLK16 (2) = IDC/FLK14 (8)
white-brown	IDC/FLK16 (3) = IDC/FLK14 (12)
blue	IDC/FLK16 (4) = IDC/FLK14 (7)
white-orange	IDC/FLK16 (5) = IDC/FLK14 (14)
green	IDC/FLK16 (6) = IDC/FLK14 (6)
yellow	IDC/FLK16 (8) = IDC/FLK14 (5)
gray	IDC/FLK16 (9) = IDC/FLK14 (9)
orange	IDC/FLK16 (10) = IDC/FLK14 (4)
white-black	IDC/FLK16 (11) = IDC/FLK14 (11)
red	IDC/FLK16 (12) = IDC/FLK14 (3)
white-red	IDC/FLK16 (13) = IDC/FLK14 (13)
brown	IDC/FLK16 (14) = IDC/FLK14 (2)
black	IDC/FLK16 (16) = IDC/FLK14 (1)

## Connection data

Connection 1

Connection in acc. with standard	IEC 60603-13 (in compliance)
Connection method	IDC/FLK socket strip
Number of connections	1
Number of positions	16
Insertion/withdrawal cycles	> 50
Pitch	2.54 mm

Connection 2

Connection in acc. with standard	IEC 60603-13 (in compliance)
Connection method	IDC/FLK socket strip
Number of connections	1
Number of positions	14
Insertion/withdrawal cycles	> 50
Pitch	2.54 mm

## Notes

Notes on operation	For proper use, the specifications of the installation directive (see Downloads) must be observed. For applications or use with third-party products, the specifications, and the safety and warning
--------------------	--

# FLK 14/16/EZ-DR/1000/S7 - Cable



2293941

<https://www.phoenixcontact.com/us/products/2293941>

instructions of the respective third-party manufacturer must also be met.

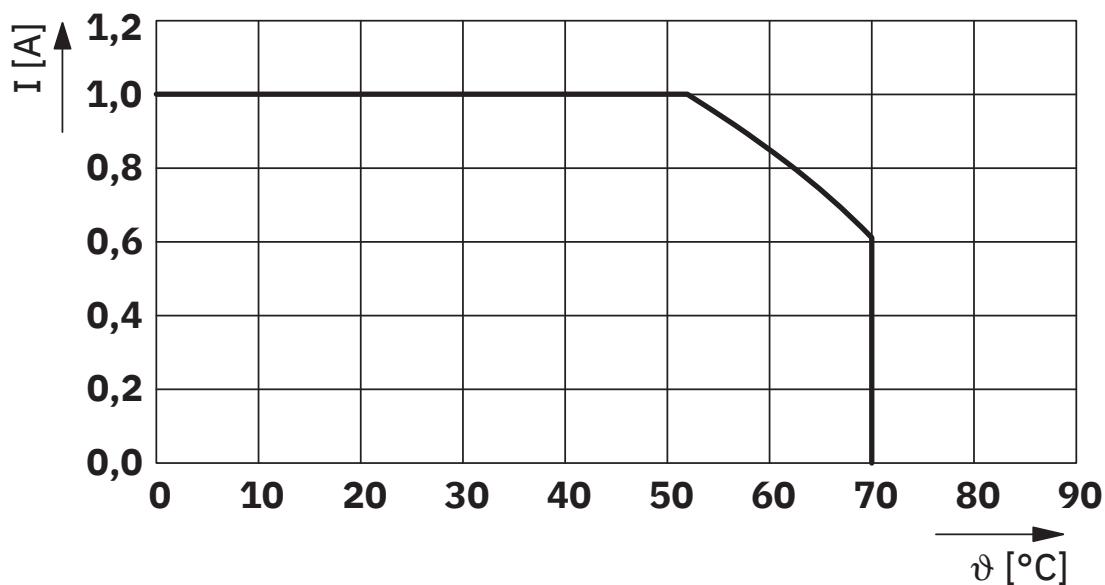
## Drawings

Connection diagram

<b>14-pos. Socket strip PIN</b>	<b>16-pos. Socket strip PIN</b>	<b>Wire color</b>
<b>1</b>	<b>16</b>	<b>Black</b>
<b>2</b>	<b>14</b>	<b>Brown</b>
<b>3</b>	<b>12</b>	<b>Red</b>
<b>4</b>	<b>10</b>	<b>Orange</b>
<b>5</b>	<b>8</b>	<b>Yellow</b>
<b>6</b>	<b>6</b>	<b>Green</b>
<b>7</b>	<b>4</b>	<b>Blue</b>
<b>8</b>	<b>2</b>	<b>Violet</b>
<b>9</b>	<b>9</b>	<b>Gray</b>
<b>10</b>	<b>1</b>	<b>White</b>
<b>11</b>	<b>11</b>	<b>White-black</b>
<b>12</b>	<b>3</b>	<b>White-brown</b>
<b>13</b>	<b>13</b>	<b>White-red</b>
<b>14</b>	<b>5</b>	<b>White-orange</b>
	<b>7</b>	<b>-</b>
	<b>15</b>	<b>-</b>

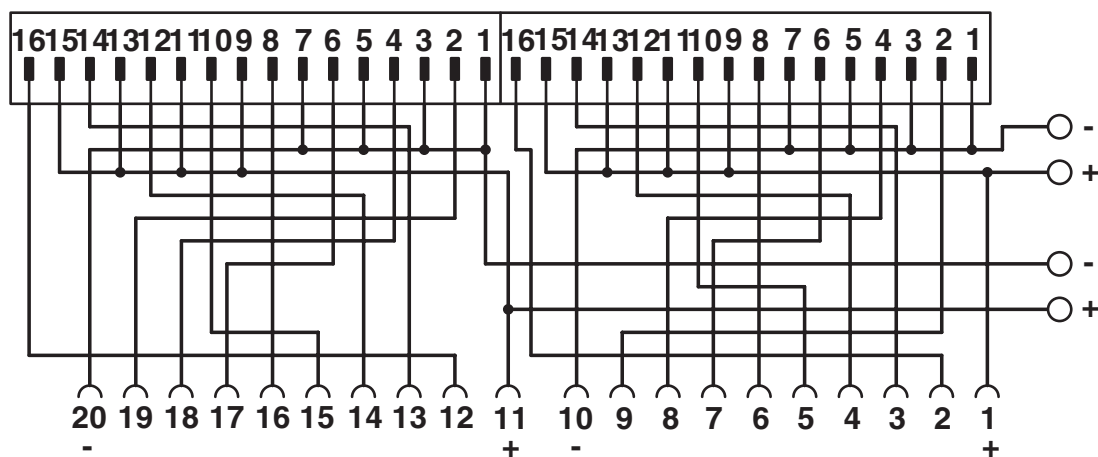
Pin assignment and color code

Diagram



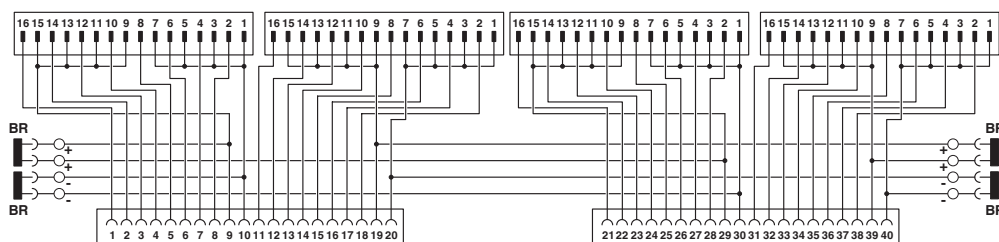
Maximum permissible current per path in uncoiled state

Circuit diagram



Pin assignment Siemens S7 front connector modules 6ES7 921-3...

Circuit diagram



Pin assignment of digital Siemens S7 front plug-in modules 6ES7 921-5AB20-0AA0 or 6ES7 921-5AH20-0AA0

# FLK 14/16/EZ-DR/1000/S7 - Cable



2293941

<https://www.phoenixcontact.com/us/products/2293941>

## Classifications

### ECLASS

ECLASS-13.0	27242220
-------------	----------

### ETIM

ETIM 9.0	EC000237
----------	----------

### UNSPSC

UNSPSC 21.0	26121600
-------------	----------

# FLK 14/16/EZ-DR/1000/S7 - Cable



2293941

<https://www.phoenixcontact.com/us/products/2293941>

## Environmental product compliance

### EU RoHS

Fulfills EU RoHS substance requirements	Yes, No exemptions
---	--------------------

### China RoHS

Environment friendly use period (EFUP)	EFUP-E
	No hazardous substances above the limits

### EU REACH SVHC

REACH candidate substance (CAS No.)	No substance above 0.1 wt%
-------------------------------------	----------------------------

Phoenix Contact 2025 © - all rights reserved  
<https://www.phoenixcontact.com>

Phoenix Contact USA  
586 Fulling Mill Road  
Middletown, PA 17057, United States  
(+717) 944-1300  
[info@phoenixcon.com](mailto:info@phoenixcon.com)