


# DFK-PC 5/ 8-STF-SH-7,62 - Feed-through plug



1716784

<https://www.phoenixcontact.com/us/products/1716784>

Please be informed that the data shown in this PDF document is generated from our online catalog. Please find the complete data in the user documentation. Our general terms of use for downloads are valid.



Feed-through connector, nominal cross section: 6 mm<sup>2</sup>, color: green, nominal current: 32 A, rated voltage (III/2): 1000 V, contact surface: Sn, contact connection type: Pin, number of potentials: 8, number of rows: 1, number of positions: 8, number of connections: 8, product range: DFK-PC 5/-STF-SH, pitch: 7.62 mm, connection method: Screw connection with tension sleeve, screw head form: Z1L Slotted Pozidriv, conductor/PCB connection direction: 0 °, plug-in system: COMBICON PC 5, Electrical properties: shielded, Pin connector pattern alignment: Standard, locking: Screw locking mechanism, mounting method: Screw flange, type of packaging: packed in cardboard

## Your advantages

- Well-known connection principle allows worldwide use
- Low temperature rise, thanks to maximum contact force
- Allows connection of two conductors
- Flange system enables secure fixing to the housing panel by means of tool-free snap-in locking or screws
- Shroud for professional EMC shield feed-through on the inside of the device
- Screwable flange for superior mechanical stability

## Commercial data

Item number	1716784
Packing unit	10 pc
Minimum order quantity	10 pc
Sales key	AA04
Product key	AADWEC
GTIN	4046356137409
Weight per piece (including packing)	53.1 g
Weight per piece (excluding packing)	53 g
Customs tariff number	85366990
Country of origin	SK

# DFK-PC 5/ 8-STF-SH-7,62 - Feed-through plug



1716784

<https://www.phoenixcontact.com/us/products/1716784>

## Technical data

### Product properties

Product type	Feed-through connector
Product family	DFK-PC 5/...-STF-SH
Product line	COMBICON Connectors L
Type	Feed-through header
Number of positions	8
Pitch	7.62 mm
Number of connections	8
Number of rows	1
Number of potentials	8
Mounting type	Screw flange
Electrical characteristic	shielded

### Electrical properties

#### Properties

Nominal current $I_N$	32 A
Nominal voltage $U_N$	1000 V
Rated voltage (III/3)	630 V
Rated surge voltage (III/3)	8 kV
Rated voltage (III/2)	1000 V
Rated surge voltage (III/2)	8 kV
Rated voltage (II/2)	1000 V
Rated surge voltage (II/2)	6 kV
Electrical characteristic	shielded

### Connection data

#### Connection technology

Type	Feed-through header
Connector system	COMBICON PC 5
Nominal cross section	6 mm <sup>2</sup>
Contact connection type	Pin

#### Interlock

Locking type	Screw locking mechanism
Mounting type	Screw flange

#### Conductor connection

Connection method	Screw connection with tension sleeve
Connection direction of the conductor to plug-in direction	0 °
Conductor cross-section rigid	0.2 mm <sup>2</sup> ... 10 mm <sup>2</sup>
Conductor cross-section flexible	0.2 mm <sup>2</sup> ... 6 mm <sup>2</sup>

# DFK-PC 5/ 8-STF-SH-7,62 - Feed-through plug



1716784

<https://www.phoenixcontact.com/us/products/1716784>

Conductor cross-section AWG	24 ... 10
Conductor cross-section flexible, with ferrule without plastic sleeve	0.25 mm <sup>2</sup> ... 6 mm <sup>2</sup>
Conductor cross-section, flexible, with ferrule, with plastic sleeve	0.25 mm <sup>2</sup> ... 4 mm <sup>2</sup>
2 conductors with same cross section, solid	0.2 mm <sup>2</sup> ... 2.5 mm <sup>2</sup>
2 conductors with same cross section, flexible	0.2 mm <sup>2</sup> ... 4 mm <sup>2</sup>
2 conductors with same cross section, flexible, with ferrule without plastic sleeve	0.25 mm <sup>2</sup> ... 1.5 mm <sup>2</sup>
2 conductors with the same cross section, flexible, with TWIN ferrule with plastic sleeve	0.25 mm <sup>2</sup> ... 2.5 mm <sup>2</sup>
Cylindrical gauge a x b / diameter	3.6 mm x 3.1 mm / 3.4 mm
Stripping length	10 mm
Drive form screw head	Slotted Pozidriv (Z1L)
Tightening torque	0.7 Nm ... 0.8 Nm

## Material specifications

### Material data - contact

Note	WEEE/RoHS-compliant, free of whiskers according to IEC 60068-2-82/JEDEC JESD 201
Contact material	Cu alloy
Surface characteristics	hot-dip tin-plated
Metal surface terminal point (top layer)	Tin (4 - 8 µm Sn)
Metal surface contact area (top layer)	Tin (4 - 8 µm Sn)

### Material data - housing

Color (Housing)	green (6021)
Insulating material	PA
Insulating material group	I
CTI according to IEC 60112	600
Flammability rating according to UL 94	V0
Glow wire flammability index GWFI according to EN 60695-2-12	850
Glow wire ignition temperature GWIT according to EN 60695-2-13	775
Temperature for the ball pressure test according to EN 60695-10-2	125 °C

## Notes

Notes on operation	In accordance with IEC 61984, COMBICON connectors have no switching power (COC). During designated use, they must not be plugged in or disconnected when carrying voltage or under load.
--------------------	--


## Dimensions

# DFK-PC 5/ 8-STF-SH-7,62 - Feed-through plug



1716784

<https://www.phoenixcontact.com/us/products/1716784>

Dimensional drawing	
Pitch	7.62 mm
Width [w]	95.58 mm
Height [h]	26.24 mm
Length [l]	48.95 mm

## Electrical tests

### Air clearances and creepage distances |

Specification	IEC 60664-1:2007-04
Insulating material group	I
Comparative tracking index (IEC 60112)	CTI 600
Rated insulation voltage (III/3)	630 V
Rated surge voltage (III/3)	8 kV
minimum clearance value - non-homogenous field (III/3)	8 mm
minimum creepage distance (III/3)	8 mm
Rated insulation voltage (III/2)	1000 V
Rated surge voltage (III/2)	8 kV
minimum clearance value - non-homogenous field (III/2)	8 mm
minimum creepage distance (III/2)	8 mm
Rated insulation voltage (II/2)	1000 V
Rated surge voltage (II/2)	6 kV
minimum clearance value - non-homogenous field (II/2)	5.5 mm
minimum creepage distance (II/2)	5.5 mm

## Environmental and real-life conditions

### Ambient conditions

Ambient temperature (operation)	-40 °C ... 100 °C (dependent on the derating curve)
Ambient temperature (storage/transport)	-40 °C ... 70 °C
Relative humidity (storage/transport)	30 % ... 70 %
Ambient temperature (assembly)	-5 °C ... 100 °C

## Packaging specifications

Type of packaging	packed in cardboard
-------------------	---------------------

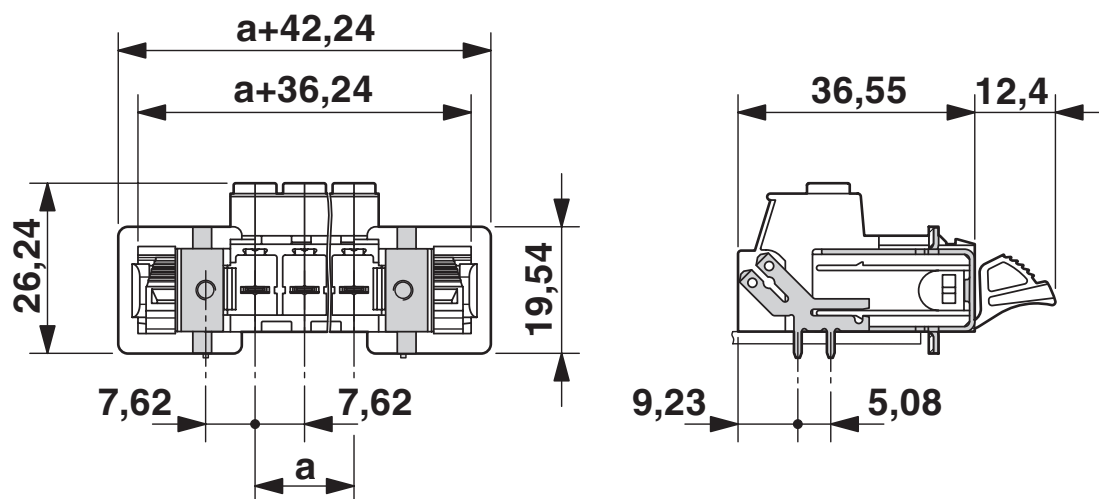
# DFK-PC 5/ 8-STF-SH-7,62 - Feed-through plug

1716784

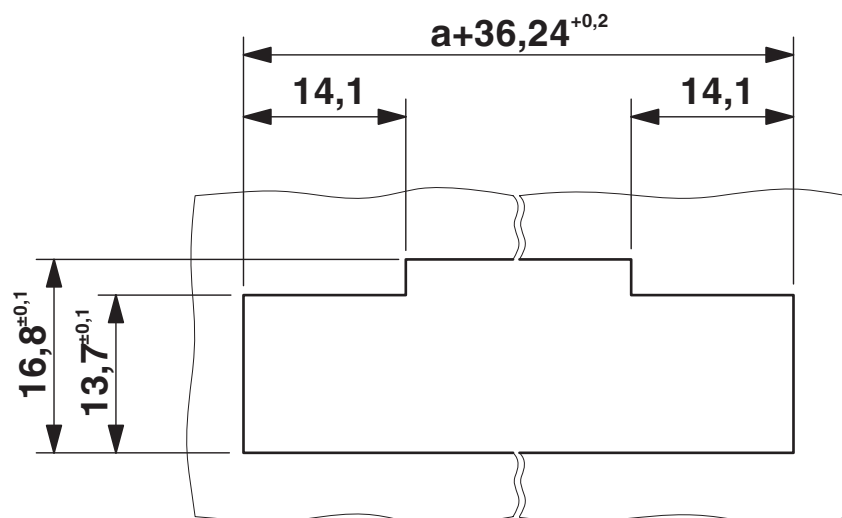
<https://www.phoenixcontact.com/us/products/1716784>

## Drawings

Dimensional drawing



Dimensional drawing



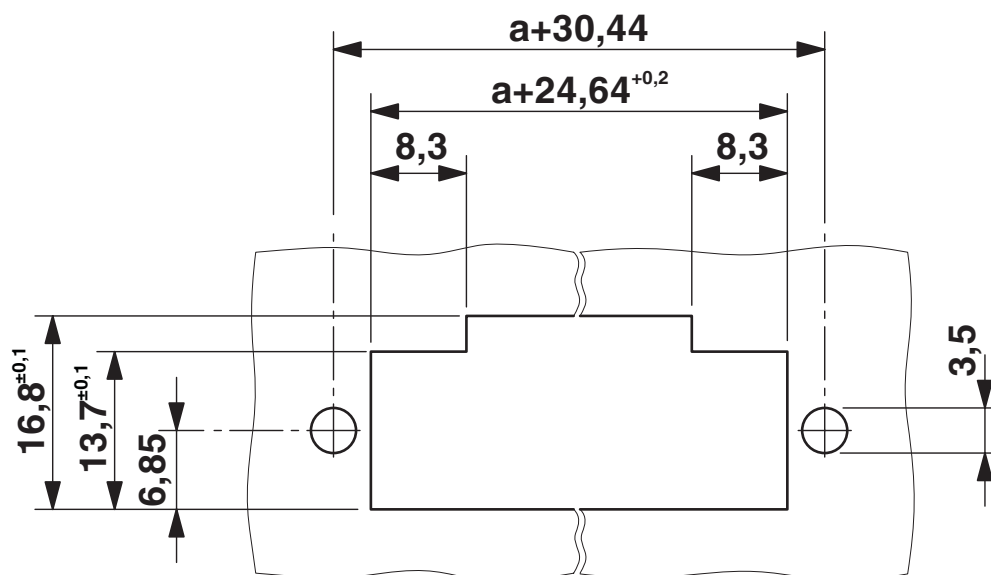
Sheet metal cutout for snap-on.

# DFK-PC 5/ 8-STF-SH-7,62 - Feed-through plug

1716784

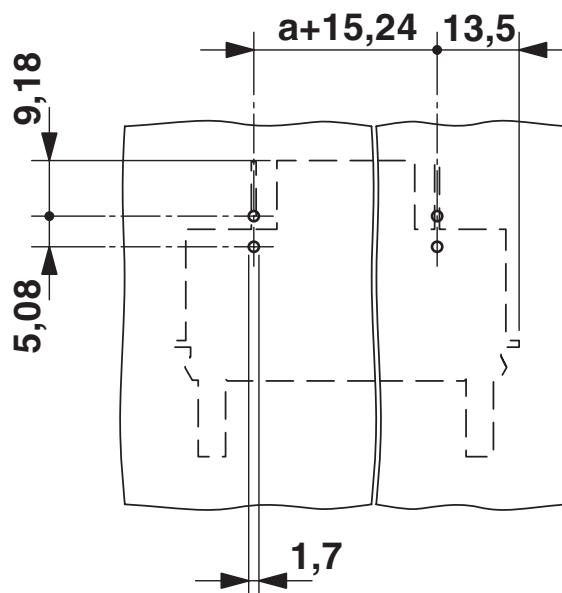
<https://www.phoenixcontact.com/us/products/1716784>

Dimensional drawing



Sheet metal cutout for screw connection.

Drilling plan/solder pad geometry



# DFK-PC 5/ 8-STF-SH-7,62 - Feed-through plug




1716784

<https://www.phoenixcontact.com/us/products/1716784>

## Approvals

To download certificates, visit the product detail page: <https://www.phoenixcontact.com/us/products/1716784>

<div> <b>cULus Recognized</b> Approval ID: E60425-19920722</div>				
	Nominal voltage $U_N$	Nominal current $I_N$	Cross section AWG	Cross section $\text{mm}^2$
B				
	600 V	41 A	24 - 8	-
C				
	600 V	41 A	24 - 8	-

# DFK-PC 5/ 8-STF-SH-7,62 - Feed-through plug



1716784  
<https://www.phoenixcontact.com/us/products/1716784>

## Classifications

### ECLASS

ECLASS-13.0	27460202
ECLASS-15.0	27460202

### ETIM

ETIM 9.0	EC002638
----------	----------

### UNSPSC

UNSPSC 21.0	39121400
-------------	----------

# DFK-PC 5/ 8-STF-SH-7,62 - Feed-through plug



1716784  
<https://www.phoenixcontact.com/us/products/1716784>

## Environmental product compliance

EU RoHS	
Fulfills EU RoHS substance requirements	Yes, No exemptions
China RoHS	
Environment friendly use period (EFUP)	EFUP-E
	No hazardous substances above the limits
EU REACH SVHC	
REACH candidate substance (CAS No.)	No substance above 0.1 wt%

Phoenix Contact 2025 © - all rights reserved  
<https://www.phoenixcontact.com>

Phoenix Contact USA  
586 Fulling Mill Road  
Middletown, PA 17057, United States  
(+717) 944-1300  
[info@phoenixcon.com](mailto:info@phoenixcon.com)