

HC-K 6/36-ESTC - Contact insert



1636376

<https://www.phoenixcontact.com/us/products/1636376>

Please be informed that the data shown in this PDF document is generated from our online catalog. Please find the complete data in the user documentation. Our general terms of use for downloads are valid.



Contact insert, number of positions: 6+36+PE, size: B16, power contacts: 6, control contacts: 36, Pin, Crimp connection, 690 V, 40 A, 1.5 mm² ... 6 mm², application: Power/signal

Your advantages

- Shock and vibration-resistant in accordance with DIN EN 61373

Commercial data

Item number	1636376
Packing unit	1 pc
Minimum order quantity	1 pc
Sales key	BF61
Product key	AF7ABA
GTIN	4046356011518
Weight per piece (including packing)	68.2 g
Weight per piece (excluding packing)	65.6 g
Customs tariff number	85366990
Country of origin	CN

HC-K 6/36-ESTC - Contact insert

1636376

<https://www.phoenixcontact.com/us/products/1636376>



Technical data

Notes

General	For HEAVYCON ADVANCE and HEAVYCON housing of type B16/B32, power contacts: CK 4,0-ED, control contacts: CK 1,6-ED (crimp contacts not supplied as standard)
General	Connectors may be operated only when there is no load/voltage.

Mounting

Assembly note	To ensure correct use, installation in housing with IP54 protection or better is required
---------------	---

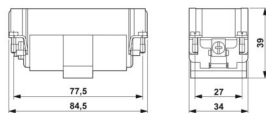
Product properties

Product type	Contact insert with a fixed no. of positions
Series	HC-K
Application	Power/signal
Type	B16 B32
Number of positions	42
Connection profile	6+36+PE
Contact numbering	1 - 6 (power contacts) 1 - 36 (control contacts)
No. of power contacts	6
No. of control contacts	36
Contact material type	turned

Insulation characteristics

Overvoltage category	III
Degree of pollution	3

Dimensions

Dimensional drawing	
Width	34 mm
Height	39 mm
Length	84.5 mm
Drill hole distance, horizontal	77.5 mm

Mechanical characteristics

Contact diameter	4 mm
------------------	------

Connection data

HC-K 6/36-ESTC - Contact insert

1636376

<https://www.phoenixcontact.com/us/products/1636376>



Connection technology

Connection technology	Crimp connection (power contacts)
	Crimp connection (control contacts)

Conductor connection

Conductor cross section	1.5 mm² ... 6 mm² (power contacts)
	0.14 mm² ... 2.5 mm² (control contacts)
Connection cross section AWG	16 ... 10 (power contacts)
	26 ... 14 (control contacts)
Tightening torque	0.8 Nm ... 1.2 Nm (PE connection)
	0.5 Nm ... 0.8 Nm (Mounting screws for mounting in the HEAVYCON housing)
Stripping length of the individual wire	9 mm (Power 1.5 ... 2.5 mm²)
	8 mm (Control contacts, with a cross section of 0.14 mm² ... 1.5 mm²)
	9.5 mm (Power 4 ... 6 mm²)
	6 mm (2.5 mm²)

Electrical properties

Rated voltage (III/3)	690 V (power contacts)
	160 V (control contacts)
Rated surge voltage	8 kV (power contacts)
	2.5 kV (control contacts)
Rated current	40 A (power contacts)
	10 A (control contacts)

Mechanical properties

Mechanical data

Insertion/withdrawal cycles	≥ 500
-----------------------------	-------

Material specifications

Flammability rating according to UL 94	V0
Contact material	Cu alloy
Contact carrier material	PC
Material of contact surface, power contact	Ag
Material of contact surface, control contact	Ag (alternatively Au)
Standards/regulations	PC
	PC

Environmental and real-life conditions

Ambient conditions

Ambient temperature (operation) (Operation)	-40 °C ... 125 °C
---	-------------------

Standards and regulations

HC-K 6/36-ESTC - Contact insert



1636376

<https://www.phoenixcontact.com/us/products/1636376>

Testing

Standards/regulations	PC: Fire protection in rail vehicles - requirement set R22 acc. to DIN EN 45545-2 (Risk level HL1 - HL2)
	PC: Fire protection in rail vehicles - requirement set R23 acc. to DIN EN 45545-2 (Risk level HL1 - HL3)

HC-K 6/36-ESTC - Contact insert

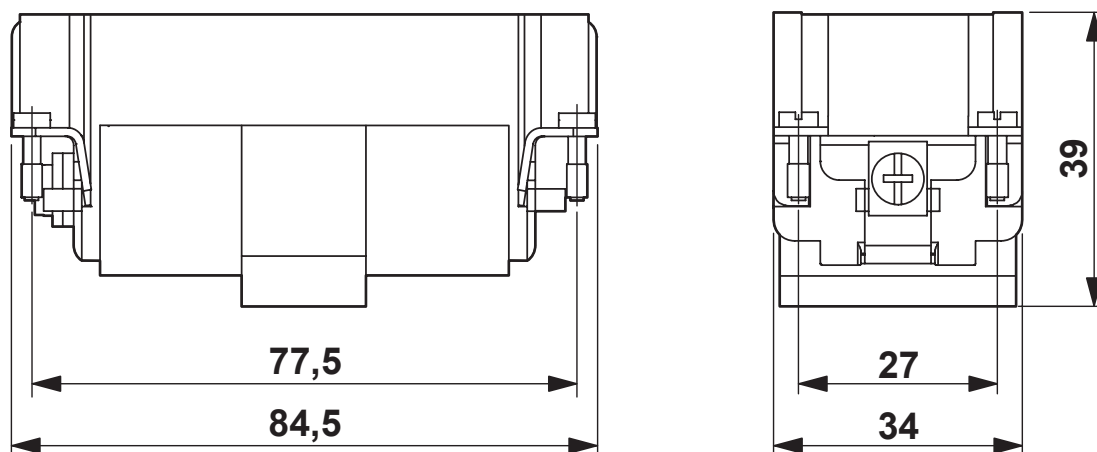


1636376

<https://www.phoenixcontact.com/us/products/1636376>

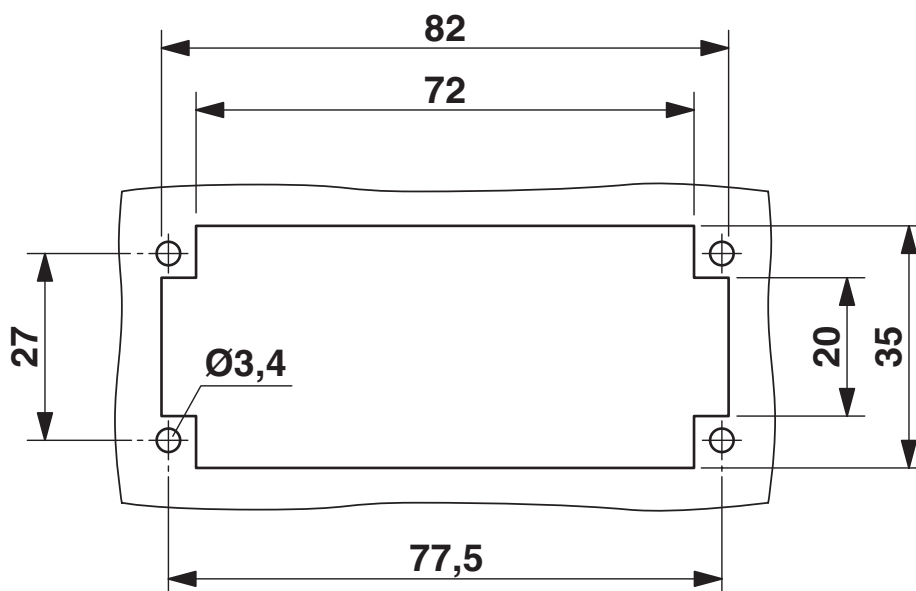
Drawings

Dimensional drawing



Dimensional drawing

Dimensional drawing



Mounting cutout when used without housing


HC-K 6/36-ESTC - Contact insert

1636376

<https://www.phoenixcontact.com/us/products/1636376>



Schematic diagram

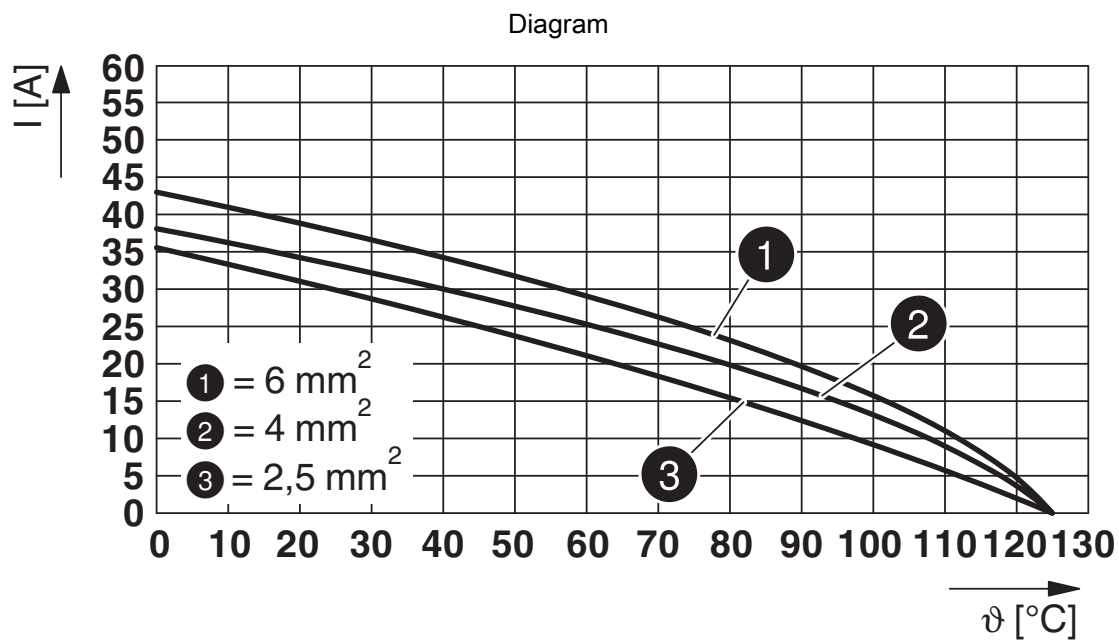


Connector pin assignment, connection side

HC-K 6/36-ESTC - Contact insert

1636376

<https://www.phoenixcontact.com/us/products/1636376>



Derating diagram

HC-K 6/36-ESTC - Contact insert


1636376

<https://www.phoenixcontact.com/us/products/1636376>



Approvals

To download certificates, visit the product detail page: <https://www.phoenixcontact.com/us/products/1636376>

<div> UL Recognized Approval ID: E118976</div>				
	Nominal voltage U_N	Nominal current I_N	Cross section AWG	Cross section mm^2
keine				
Power	600 V	40 A	- 10	-
Control	600 V	10 A	14	-

HC-K 6/36-ESTC - Contact insert



1636376

<https://www.phoenixcontact.com/us/products/1636376>

Classifications

ECLASS

ECLASS-13.0	27440205
ECLASS-15.0	27440205

ETIM

ETIM 9.0	EC000438
----------	----------

UNSPSC

UNSPSC 21.0	39121500
-------------	----------

HC-K 6/36-ESTC - Contact insert



1636376
<https://www.phoenixcontact.com/us/products/1636376>

Environmental product compliance

EU RoHS	
Fulfills EU RoHS substance requirements	Yes, No exemptions
China RoHS	
Environment friendly use period (EFUP)	EFUP-E
	No hazardous substances above the limits
EU REACH SVHC	
REACH candidate substance (CAS No.)	No substance above 0.1 wt%
EF3.0 Climate Change	
CO2e kg	5.759 kg CO2e

Phoenix Contact 2025 © - all rights reserved
<https://www.phoenixcontact.com>

Phoenix Contact USA
586 Fulling Mill Road
Middletown, PA 17057, United States
(+717) 944-1300
info@phoenixcon.com