

1623492
<https://www.phoenixcontact.com/us/products/1623492>

Please be informed that the data shown in this PDF document is generated from our online catalog. Please find the complete data in the user documentation. Our general terms of use for downloads are valid.



CHARX connect, CCS type 2, Vehicle Connector test adapter, 125 A permanent, 850 V DC, 20 A , 250 V AC, Accessories, length: 2 m, Front and rear mounting, as a test adapter for charging station tests, IEC 62196-3

Product description

Special Vehicle Inlet for charging station tests, solely for laboratory tests, tests with charging stations, and further analyses on the infrastructure side
- not for installation in any type of vehicle, cannot be used outside of the laboratory area

Commercial data

Item number	1623492
Packing unit	1 pc
Minimum order quantity	1 pc
Product key	XWBACD
GTIN	4055626172149
Weight per piece (including packing)	4,144 g
Weight per piece (excluding packing)	3,994 g
Country of origin	DE

EV-T2MBIE12-3ACDC-INFRA - Vehicle Connector test adapter



1623492

<https://www.phoenixcontact.com/us/products/1623492>

Technical data

Product properties

Product type	Vehicle Connector test adapter
Product family	CHARX connect
Application	as a test adapter for charging station tests Combined Charging System
Charging standard	CCS type 2
Charging mode	Mode 2, 3, 4
Customer variations	On request

Electrical properties

Note on the connection method	Crimp connection, cannot be disconnected
Temperature monitoring	2x Pt 1000

Charging power and current (AC charging (3-phase))

Type of charging current	AC 3-phase
Charging current	32 A
Charging power	26.6 kW

Charging power and current (DC charging)

Type of charging current	DC
Charging current	125 A
Charging power	106 kW

Pin assignment (Leistungskontakte)

Number	7 (L1, L2, L3, N, PE, DC+, DC-)
Rated voltage	250 V AC 850 V DC
Rated current	125 A DC 20 A AC

Pin assignment (Signalkontakte)

Type of signal transmission	Pulse width modulation with modulated Powerline communication in accordance with ISO/IEC 15118 / DIN SPEC 70121
Number	2 (CP, PP)
Rated voltage	30 V AC
Rated current	2 A
Insulation resistance	> 5 kΩ

Locking actuator

Possible power supply range at the motor	9 V ... 16 V
Maximum voltage for locking detection	30 V
Typical motor current for locking	0.2 A

EV-T2MBIE12-3ACDC-INFRA - Vehicle Connector test adapter



1623492

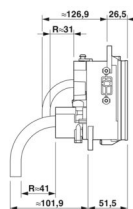
<https://www.phoenixcontact.com/us/products/1623492>

Reverse current of the motor	max. 1 A
Max. dwell time with reverse current	1000 ms
Recommended adaptation time	600 ms
Pause time after entry or exit path	3 s
Service life insertion cycles	> 10000 load cycles
Lock recognition	available
Mechanical emergency release	available
Ambient temperature (operation)	-30 °C ... 50 °C
Cable length	0.5 m
Cable structure	4 x 0.5 mm ²

Temperature sensors (Pt 1000)

Sensor type	Pt 1000
Standards/regulations	DIN EN 60751
Attachment point	2 sensors for the DC contacts
Switch-off temperature	90 °C ± 1 K (equivalent to a Pt 1000 value of 1346.5 Ω)
Long-term stability	0.06 % (after 1000 hours at 130 °C)
Recommended measured current	1 mA (1 V at 0 °C)
Coefficient	3850 ppm/K
Ambient temperature	-50 °C ... 130 °C (Operation)

Dimensions

Dimensional drawing	
Bore dimensions	116 mm x 46 mm / 116 mm x 70 mm

Cable/line

Cable length	2 m (AC cables)
	2 m (DC cables)
	0.5 m (Locking actuator cables)
Cable structure	2 x 35 mm ² + 1 x 25 mm ² + 2 x 2.5 mm ² + 3 x 2 x 0.5 mm ²
Cable length	2 m

Mechanical properties

Mechanical data

Insertion/withdrawal cycles	> 10000
Insertion force	< 100 N
Withdrawal force	< 100 N

EV-T2MBIE12-3ACDC-INFRA - Vehicle Connector test adapter



1623492

<https://www.phoenixcontact.com/us/products/1623492>

Environmental and real-life conditions

Ambient conditions

Ambient temperature (operation)	-30 °C ... 50 °C
Ambient temperature (storage/transport)	-40 °C ... 80 °C
Altitude	5000 m (above sea level)

Standards and regulations

Standards

Standards/regulations	IEC 62196-3
-----------------------	-------------

Mounting

Mounting type Vehicle charging inlet	Front and rear mounting (0 to 90 degree frontal inclination possible)
Mounting hole diameter	6.80 mm (ø)

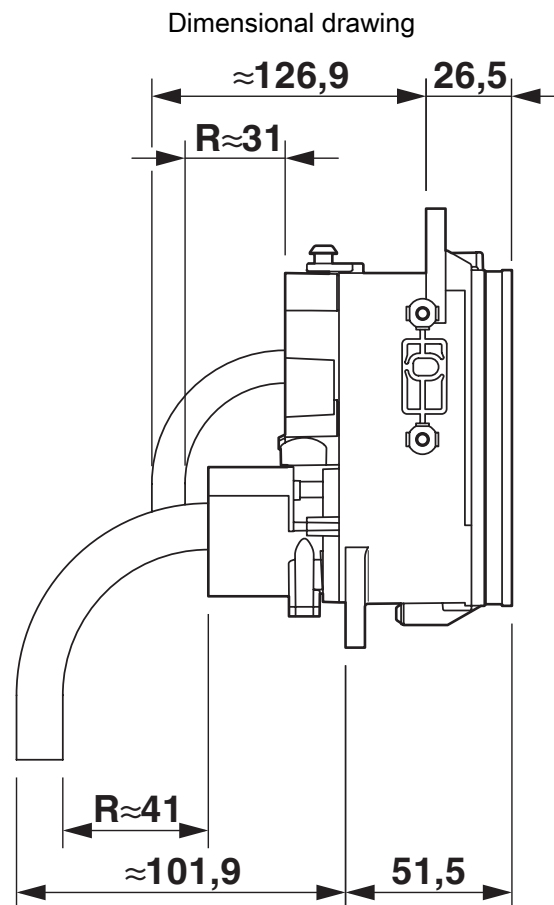
EV-T2MBIE12-3ACDC-INFRA - Vehicle Connector test adapter



1623492

<https://www.phoenixcontact.com/us/products/1623492>

Drawings



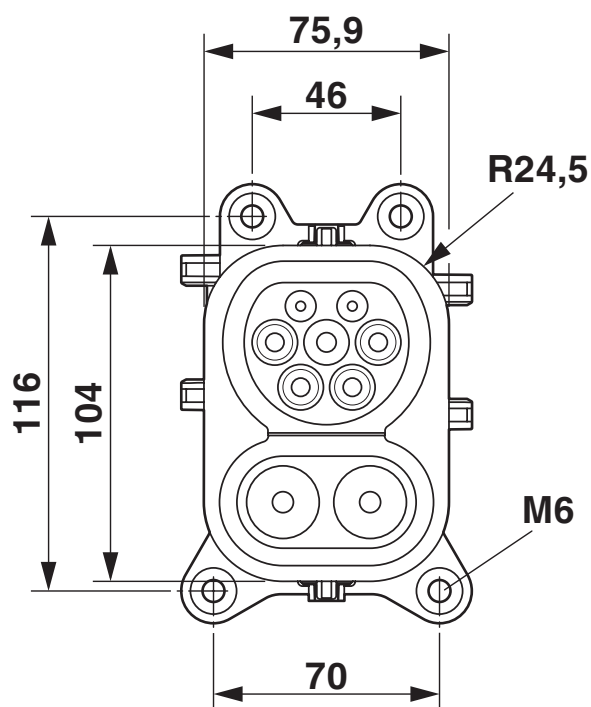
Dimensional drawing, side view

EV-T2MBIE12-3ACDC-INFRA - Vehicle Connector test adapter

1623492

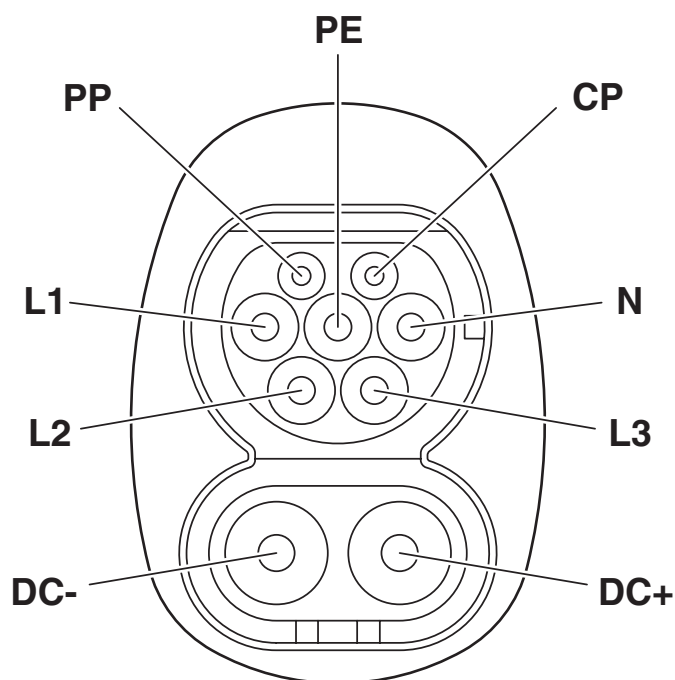
<https://www.phoenixcontact.com/us/products/1623492>

Dimensional drawing



Dimensional drawing top view

Connection diagram



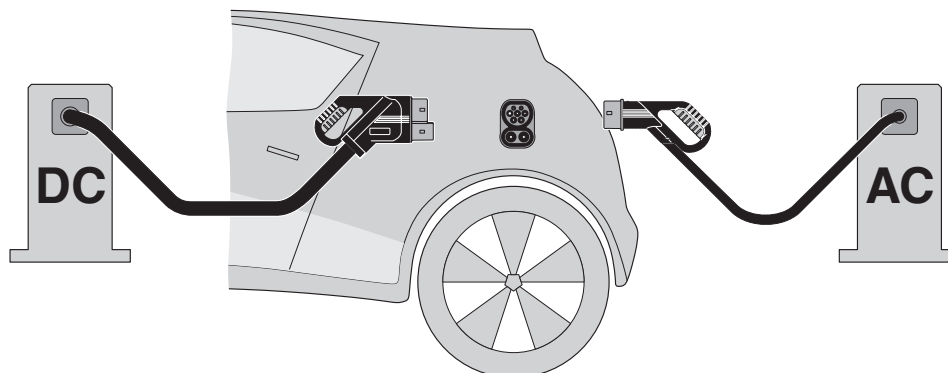
Pin assignment of vehicle charging inlets

EV-T2MBIE12-3ACDC-INFRA - Vehicle Connector test adapter

1623492

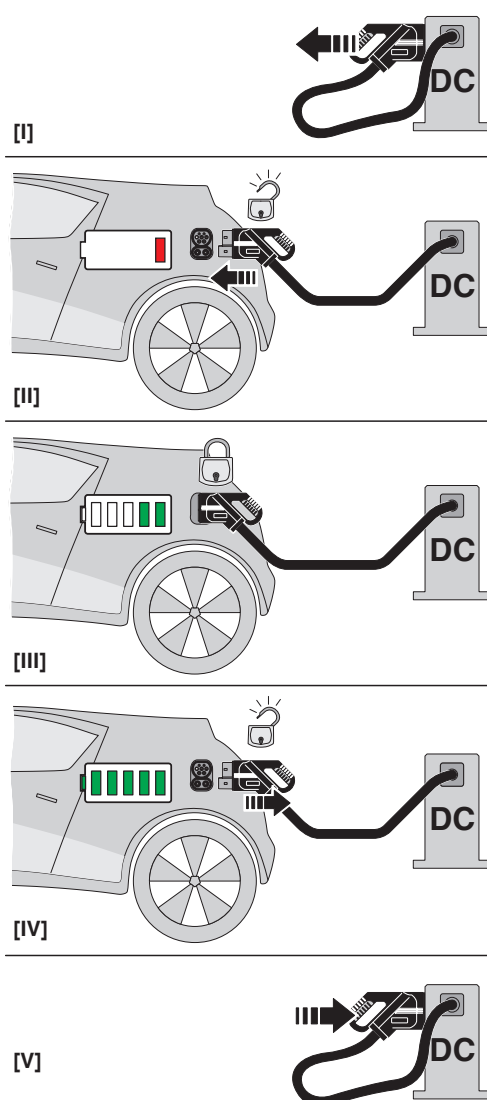
<https://www.phoenixcontact.com/us/products/1623492>

Schematic diagram



The Combined Charging System (CCS) principle - standard-compliant charging system for electric vehicles, which supports both conventional AC charging and fast DC charging. Both Vehicle Connectors fit into the CCS Vehicle Inlet.

Schematic diagram

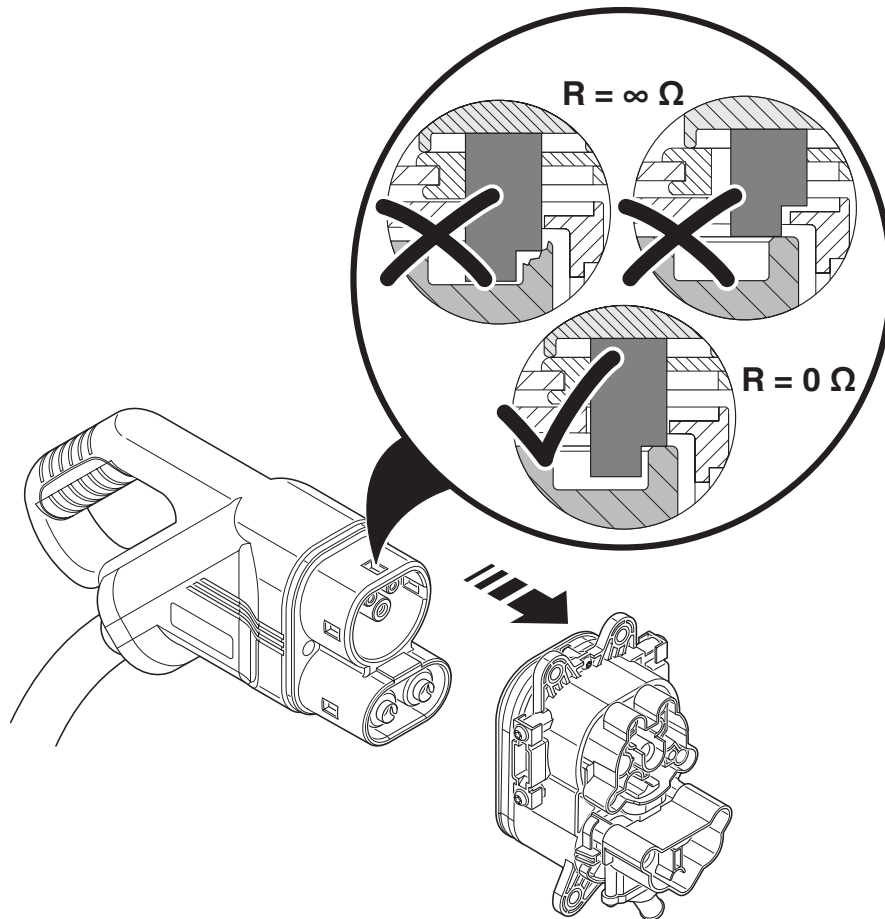


EV-T2MBIE12-3ACDC-INFRA - Vehicle Connector test adapter

1623492

<https://www.phoenixcontact.com/us/products/1623492>

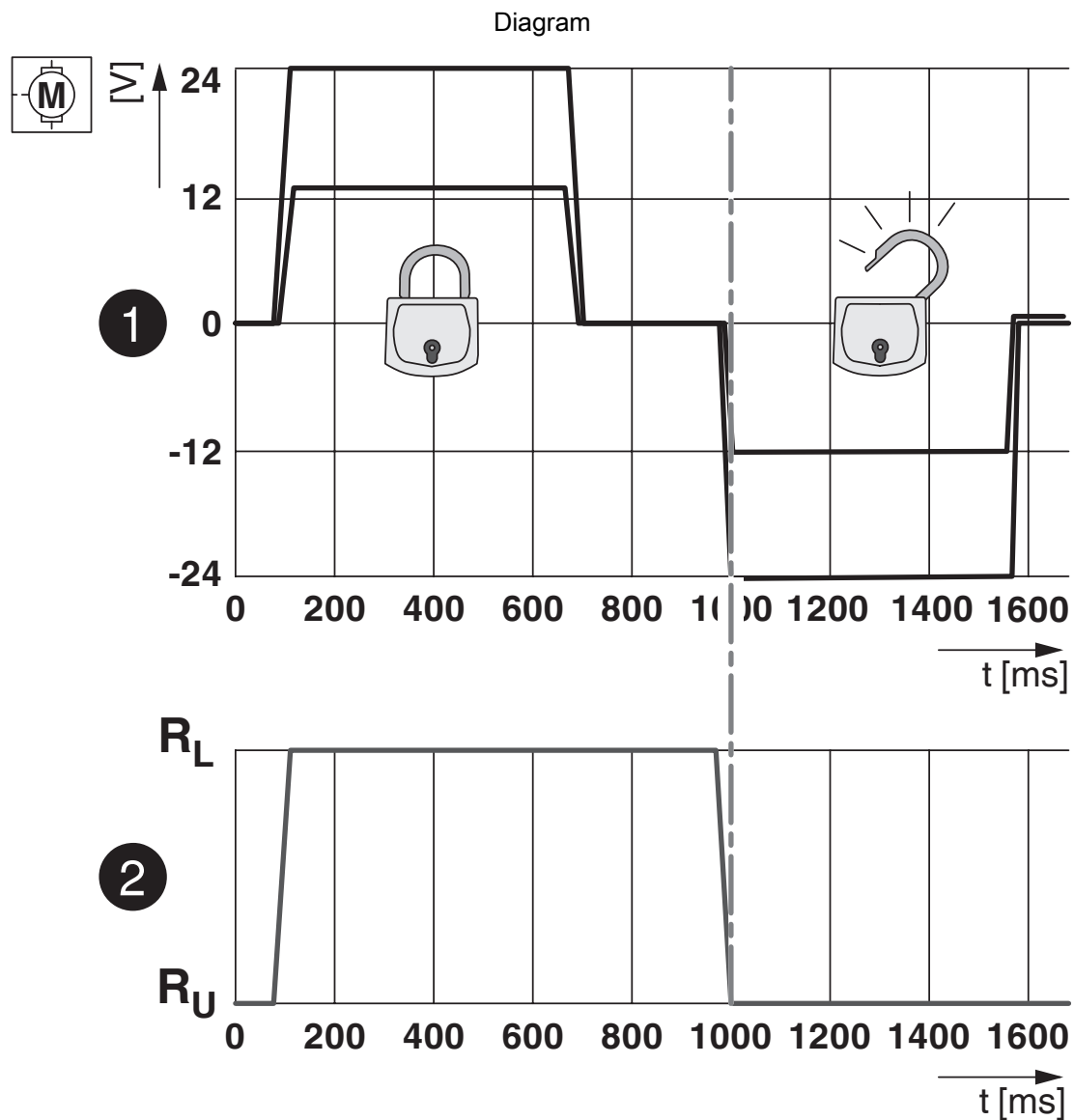
Schematic diagram



Detection for Vehicle Connector

1623492

<https://www.phoenixcontact.com/us/products/1623492>



Locking states of the locking actuator

EV-T2MBIE12-3ACDC-INFRA - Vehicle Connector test adapter



1623492
<https://www.phoenixcontact.com/us/products/1623492>

Environmental product compliance

EU REACH SVHC

REACH candidate substance (CAS No.)	No substance above 0.1 wt%
-------------------------------------	----------------------------

Phoenix Contact 2025 © - all rights reserved
<https://www.phoenixcontact.com>

Phoenix Contact USA
586 Fulling Mill Road
Middletown, PA 17057, United States
(+717) 944-1300
info@phoenixcon.com