

EV-T1G2K-1AC15A-4,0M14ASBK01 - AC charging cable



1623237

<https://www.phoenixcontact.com/us/products/1623237>

Please be informed that the data shown in this PDF document is generated from our online catalog. Please find the complete data in the user documentation. Our general terms of use for downloads are valid.



CHARX connect, Type 1, AC charging cable, with vehicle charging connector and open cable end, cable: 4 m, black, straight, with protective cap, with locking option for padlock, housing: black, gray, PHOENIX CONTACT logo, SAE J1772, for charging electric vehicles (EV) with alternating current (AC) via type 1 vehicle charging inlets

Product description

AC charging cable with vehicle charging connector and free cable end for charging electric vehicles (EV) with alternating current (AC) via type 1 vehicle charging inlets, for installation at charging stations for e-mobility (EVSE)

Your advantages

- Complete product range
- Convenient handling due to the ergonomic, triple award-winning design
- Available with your logo on request - for consistent branding of your charging station
- Longitudinal water tightness reliably prevents water ingress
- Developed and produced in accordance with the IATF 16949 automotive standard and ISO 9001
- Tested in accordance with automotive standards LV124, LV214, and LV215-2
- Tested in accordance with EV Ready 37 requirements
- Laser-marked mating face in accordance with DIN EN 17186

Commercial data

Item number	1623237
Packing unit	1 pc
Minimum order quantity	1 pc
Note	Made to order (non-returnable)
Sales key	EM01
Product key	XWBAAA
GTIN	4055626177793
Weight per piece (including packing)	1.255 kg
Weight per piece (excluding packing)	1.154 kg
Customs tariff number	85444290
Country of origin	PL

EV-T1G2K-1AC15A-4,0M14ASBK01 - AC charging cable



1623237

<https://www.phoenixcontact.com/us/products/1623237>

Technical data

Product properties

Product type	AC charging cable
Product family	CHARX connect
Application	for charging electric vehicles (EV) with alternating current (AC) via type 1 vehicle charging inlets for installation at charging stations for electromobility (EVSE)
Design	with protective cap with locking option for padlock
Charging standard	Type 1
Charging mode	AC level 2
Affixed logo	PHOENIX CONTACT logo

Electrical properties

Charging power and current

Type of charging current	AC single-phase
Charging current	15 A
Charging power	3.75 kW

Material specifications

Color (Housing)	black (9005)
Color (Handle area)	gray (7042)
Color (Mating face)	black (9005)
Color (Protective cap)	black (9005)
Color (Cable)	black (9005)

Cable/line

Cable length	4 m
Wiring standards/regulations	UL 62 FFSO7.E343212
Cable weight	max. 155.00 kg/km
Cable type	straight
Cable structure	3 x 14 AWG + 1 x 20 AWG
External cable diameter	10.50 mm ±0.3 mm
Outer sheath, material	TPE
Stripping length of the sheath	70 mm ±5 mm
Stripping length	70 mm ±5 mm
Cable resistance	≤ 0.00888 Ω/m (based on a power core, at an ambient temperature of 20°C)
Bending radius	min. 157.5 mm (15x diameter)
Cable length	4 m
Stripping length	70 mm ±5 mm
External cable diameter	10.50 mm ±0.3 mm

EV-T1G2K-1AC15A-4,0M14ASBK01 - AC charging cable



1623237
<https://www.phoenixcontact.com/us/products/1623237>

Wiring standards/regulations	UL 62
	FFSO7.E343212
Cable resistance	≤ 0.00888 Ω/m (based on a power core, at an ambient temperature of 20°C)

Standards and regulations

Standards	
Standards/regulations	SAE J1772

EV-T1G2K-1AC15A-4,0M14ASBK01 - AC charging cable

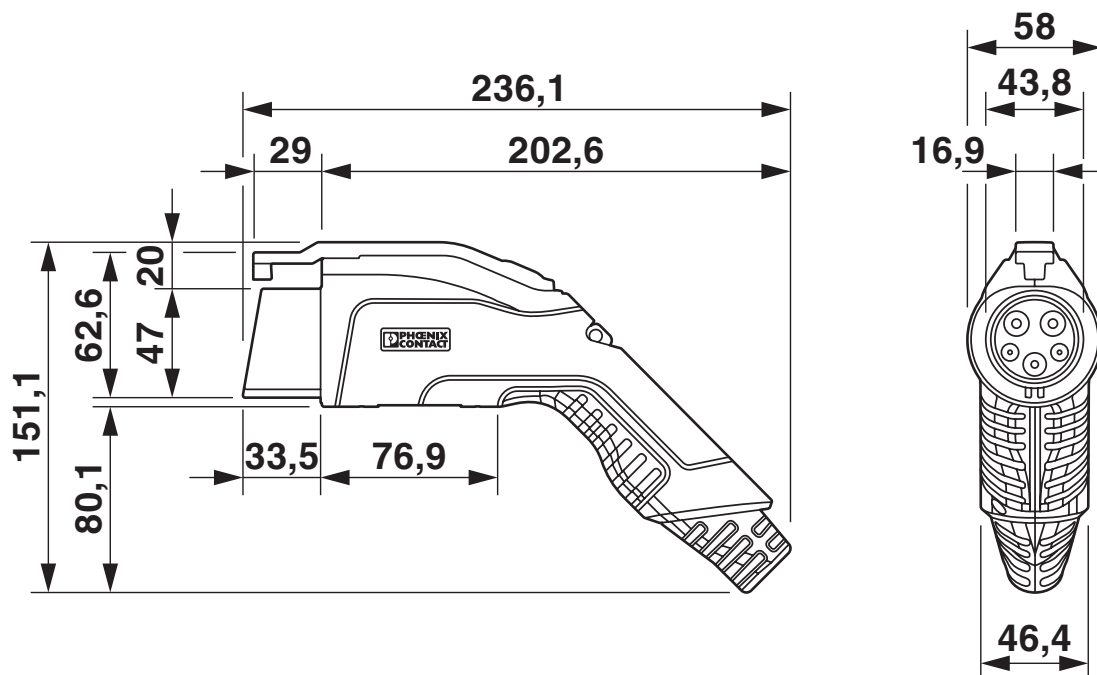


1623237

<https://www.phoenixcontact.com/us/products/1623237>

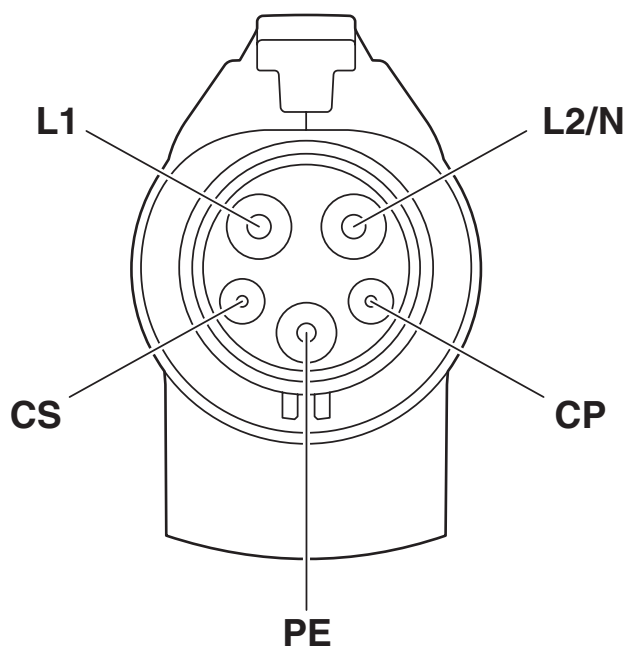
Drawings

Dimensional drawing



Make sure that the vehicle charging connector is placed in an appropriate charging connector holder, which ensures a minimum protection rating of IP24 in accordance with IEC 61851-1, for the entire time between charging. To create this charging connector holder, use the dimensions of the vehicle charging connector. Detailed dimensions can also be found in the Download area.

Connection diagram



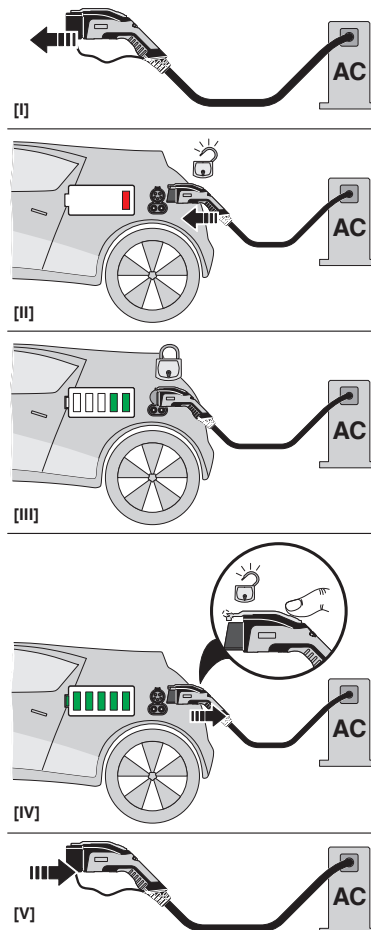
Pin assignment of the Vehicle Connector

EV-T1G2K-1AC15A-4,0M14ASBK01 - AC charging cable

1623237


<https://www.phoenixcontact.com/us/products/1623237>

Schematic diagram



Operating instructions

Schematic diagram



Terminology definition

EV-T1G2K-1AC15A-4,0M14ASBK01 - AC charging cable



1623237
<https://www.phoenixcontact.com/us/products/1623237>

Classifications

ETIM

ETIM 8.0	EC002897
----------	----------

UNSPSC

UNSPSC 21.0	39121500
-------------	----------

EV-T1G2K-1AC15A-4,0M14ASBK01 - AC charging cable



1623237
<https://www.phoenixcontact.com/us/products/1623237>

Environmental product compliance

EU RoHS	
Fulfills EU RoHS substance requirements	Yes
Exemption	6(c)
China RoHS	
Environment friendly use period (EFUP)	EFUP-10
	An article-related China RoHS declaration table can be found in the download area for the respective article under "Manufacturer declaration". For all articles with EFUP-E, no China RoHS declaration table issued and required.
EU REACH SVHC	
REACH candidate substance (CAS No.)	Lead(CAS: 7439-92-1)

Phoenix Contact 2025 © - all rights reserved
<https://www.phoenixcontact.com>

Phoenix Contact USA
586 Fulling Mill Road
Middletown, PA 17057, United States
(+717) 944-1300
info@phoenixcon.com