

SH-8EPC58AAD00S - Device connector front mounting



1621565

<https://www.phoenixcontact.com/us/products/1621565>

Please be informed that the data shown in this PDF document is generated from our online catalog. Please find the complete data in the user documentation. Our general terms of use for downloads are valid.



M23, Device connector front mounting, series: SH, angled rotatable, shielded: yes, for standard and SPEEDCON interlock, No. of pos.: 4+4+4+PE / 3+N+PE, contact connection type: Pin, Crimp connection, Axial O-ring, flange dimensions: 26 mm x 26 mm

Your advantages

- Easy connection, thanks to infinitely adjustable cable outlet direction up to 310°
- Transmission of signals, data, and power in just a single connector
- CAT5 data interface for up to 100 Mbps
- Safe use in the field, thanks to high degree of protection
- Consistent EMC protection for reliable connection solutions in the industrial environment

Commercial data

Item number	1621565
Packing unit	1 pc
Minimum order quantity	1 pc
Sales key	AB33
Product key	ABRCDM
GTIN	4046356937139
Weight per piece (including packing)	140.6 g
Weight per piece (excluding packing)	124.083 g
Customs tariff number	85366990
Country of origin	DE

SH-8EPC58AAD00S - Device connector front mounting



1621565

<https://www.phoenixcontact.com/us/products/1621565>

Technical data

Notes

Order information:	Crimp contacts, 4x Ø 0.8 mm, 4x Ø 1 mm, 5x Ø 2 mm, order separately
--------------------	---

Safety note

Safety note	<p>WARNING: The connectors may not be plugged in or disconnected under load. Ignoring the warning or improper use may damage persons and/or property.</p> <ul style="list-style-type: none">• WARNING: Commission properly functioning products only. The products must be regularly inspected for damage. Decommission defective products immediately. Replace damaged products. Repairs are not possible.• WARNING: Only electrically qualified personnel may install and operate the product. They must observe the following safety notes. The qualified personnel must be familiar with the basics of electrical engineering. They must be able to recognize and prevent danger. The relevant symbol on the packaging indicates that only personnel familiar with electrical engineering are allowed to install and operate the product.• The products are suitable for applications in plant, controller, and electrical device engineering.• When operating the connectors in outdoor applications, they must be separately protected against environmental influences.• Assembled products may not be manipulated or improperly opened.• Only use mating connectors that are specified in the technical data of the standards listed (e.g. the ones listed in the product accessories online at phoenixcontact.com/products).• When using the product in direct connection with third-party manufacturers, the user is responsible.• For operating voltages > 50 V AC, conductive connector housings must be grounded• Ensure that the protective or functional ground has been properly connected.• VDE 0100/1.97 § 411.1.3.2 and DIN EN 60 204/11.98 § 14.1.3 are applicable when combining several circuits in a cable and/or connector• Only use tools recommended by Phoenix Contact• The installation notes/Design In documents online on the download page at phoenixcontact.com/products must be observed for this product.• Operate the connector only when it is fully plugged in and interlocked.• Ensure that when laying the cable, the tensile load on the connectors does not exceed the upper limit specified in the standards.• Observe the minimum bending radius of the cable. Lay the cable without twisting it.• The connector warms up in normal operation. Depending on the ambient conditions, the surface of the connector can continue to
-------------	---

SH-8EPC58AAD00S - Device connector front mounting



1621565

<https://www.phoenixcontact.com/us/products/1621565>

warm up. In this case, the user is responsible for posting warnings (e.g. DIN EN ISO 13732-1:2008-12).

Product properties

Product type	Circular connectors (device side)
Application	Hybrid

Dimensions

Housing

Flange dimensions	26 mm x 26 mm
-------------------	---------------

Material specifications

Flammability rating according to UL 94	V0
--	----

Mechanical properties

Mechanical data

Insertion/withdrawal cycles	100
-----------------------------	-----

Connector

Connection 1

Head design	Pin
-------------	-----

Insulating body

Note	Order information: Crimp contacts, 4x Ø 0.8 mm, 4x Ø 1 mm, 5x Ø 2 mm, order separately
Protection against electric shock	IEC 61984 and VDE 0623
Data rate	100 Mbps
Material (Insulating body)	PA 6.6
Material (Contact)	CuZn
Material (Contact surface)	Ni/Au
Flammability rating according to UL 94	V0
Insertion/withdrawal cycles	100
Connection method	Crimp connection
Contact switching type	Pin
Application	Hybrid
Number of positions	13
Connection profile	4+4+4+PE / 3+N+PE
Installation height	2000 m (4000 m at 300 V system voltage in accordance with DIN EN 60664-1)
Number Contact (Power contacts)	5
Diameter Contact (Power contacts)	2 mm
Litz wire cross-section min. Contact (Power contacts)	0.25 mm ²
Litz wire cross-section max. Contact (Power contacts)	4 mm ²
Rated current Contact (Power contacts)	30 A (for max. connection cross section)

SH-8EPC58AAD00S - Device connector front mounting



1621565

<https://www.phoenixcontact.com/us/products/1621565>

Rated voltage Contact (Power contacts)	630 V AC (Overvoltage category III/3)
	850 V DC (Overvoltage category II/3)
Rated surge voltage	6 kV
Overvoltage category	III
Degree of pollution	3
Number Contact (Data contacts)	4
Diameter Contact (Data contacts)	0.8 mm
Litz wire cross-section min. Contact (Data contacts)	0.08 mm ²
Litz wire cross-section max. Contact (Data contacts)	0.5 mm ²
Rated current Contact (Data contacts)	3.6 A (for max. connection cross section)
Rated voltage Contact (Data contacts)	50 V
Rated surge voltage	1.5 kV
Overvoltage category	II, III
Degree of pollution	3
Number Contact (Contact group 3)	4
Diameter Contact (Contact group 3)	1 mm
Litz wire cross-section min. Contact (Contact group 3)	0.06 mm ²
Litz wire cross-section max. Contact (Contact group 3)	1 mm ²
Rated current Contact (Contact group 3)	8 A (for max. connection cross section)
Rated voltage Contact (Contact group 3)	50 V (Contact 1 ... 4)
Rated surge voltage	1.5 kV
Overvoltage category	III
Degree of pollution	3

Housing

Note	The suitability for assembly must be checked when fully assigned with maximum wire cross sections.
Type	Flange housing
Thread type	M23
Design	angled rotatable
Type of locking	for standard and SPEEDCON interlock
Pg screw connection	none
Mounting type	Front mounting/square flange (4x Ø 3.2 mm)
Flange dimensions	26 mm x 26 mm
Housing material	Turned parts: copper zinc alloy (CuZn), die-cast parts: zinc (GD-Zn)
Degree of protection (plugged in)	IP67
	IP68
	IP69K
Seal for the device	Axial O-ring

Environmental and real-life conditions

Ambient conditions

Ambient temperature (operation)	-40 °C ... 115 °C (see derating curve)
---------------------------------	--

SH-8EPC58AAD00S - Device connector front mounting



1621565

<https://www.phoenixcontact.com/us/products/1621565>

Permissible humidity (storage/transport)
--

50 % ... 65 %

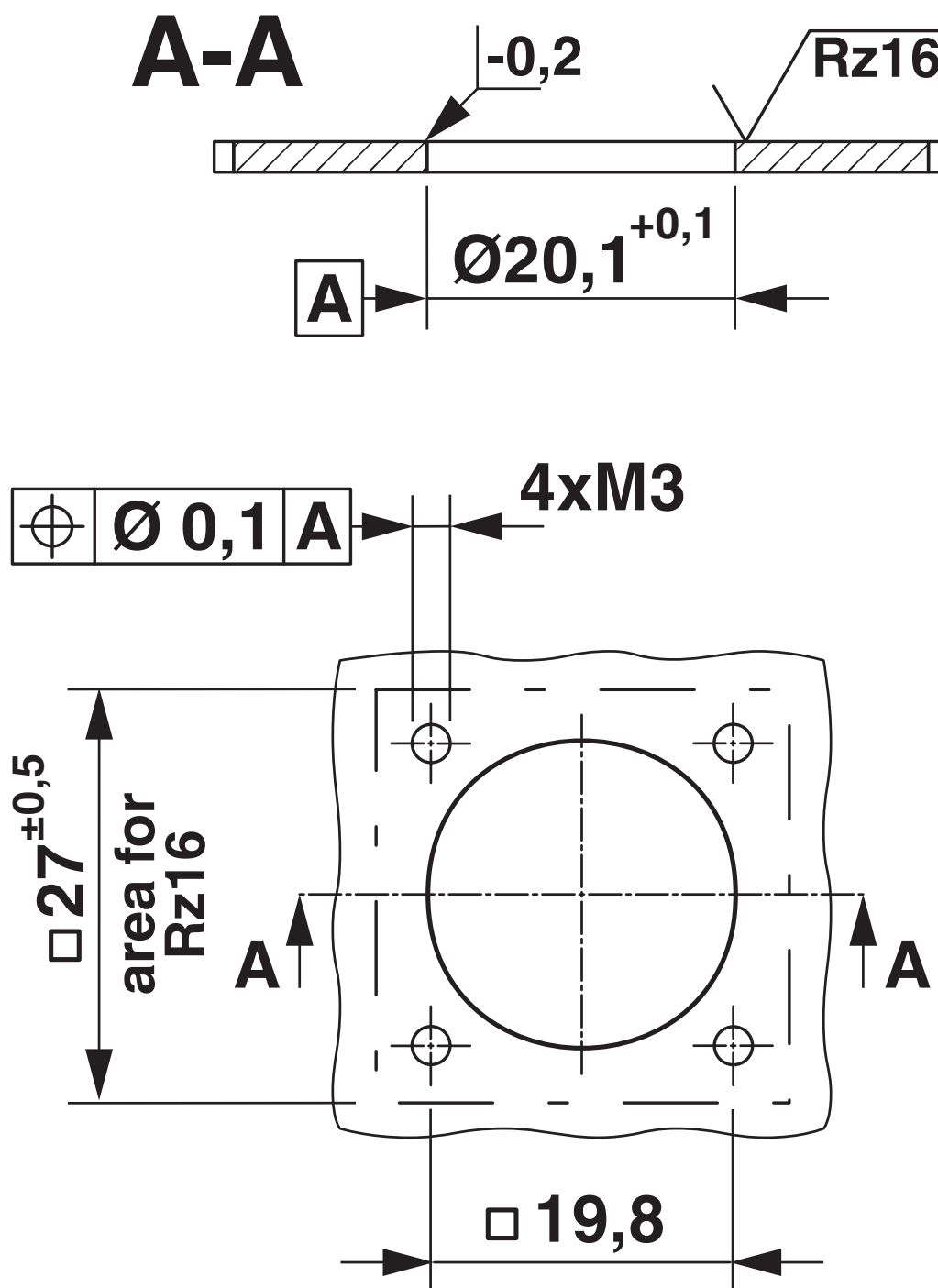
SH-8EPC58AAD00S - Device connector front mounting

1621565

<https://www.phoenixcontact.com/us/products/1621565>

Drawings

Dimensional drawing



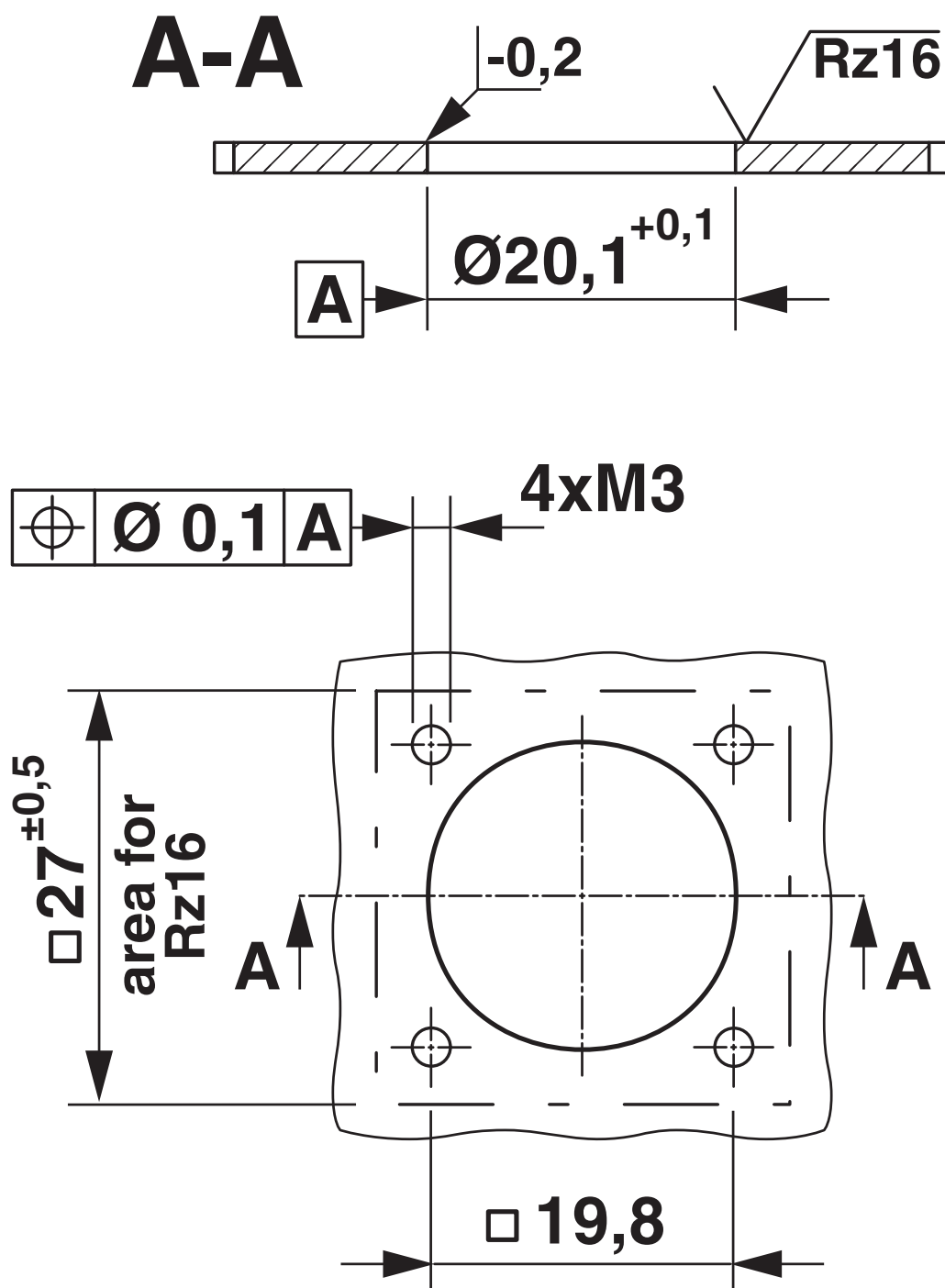
Installation dimensions

SH-8EPC58AAD00S - Device connector front mounting

1621565

<https://www.phoenixcontact.com/us/products/1621565>

Dimensional drawing



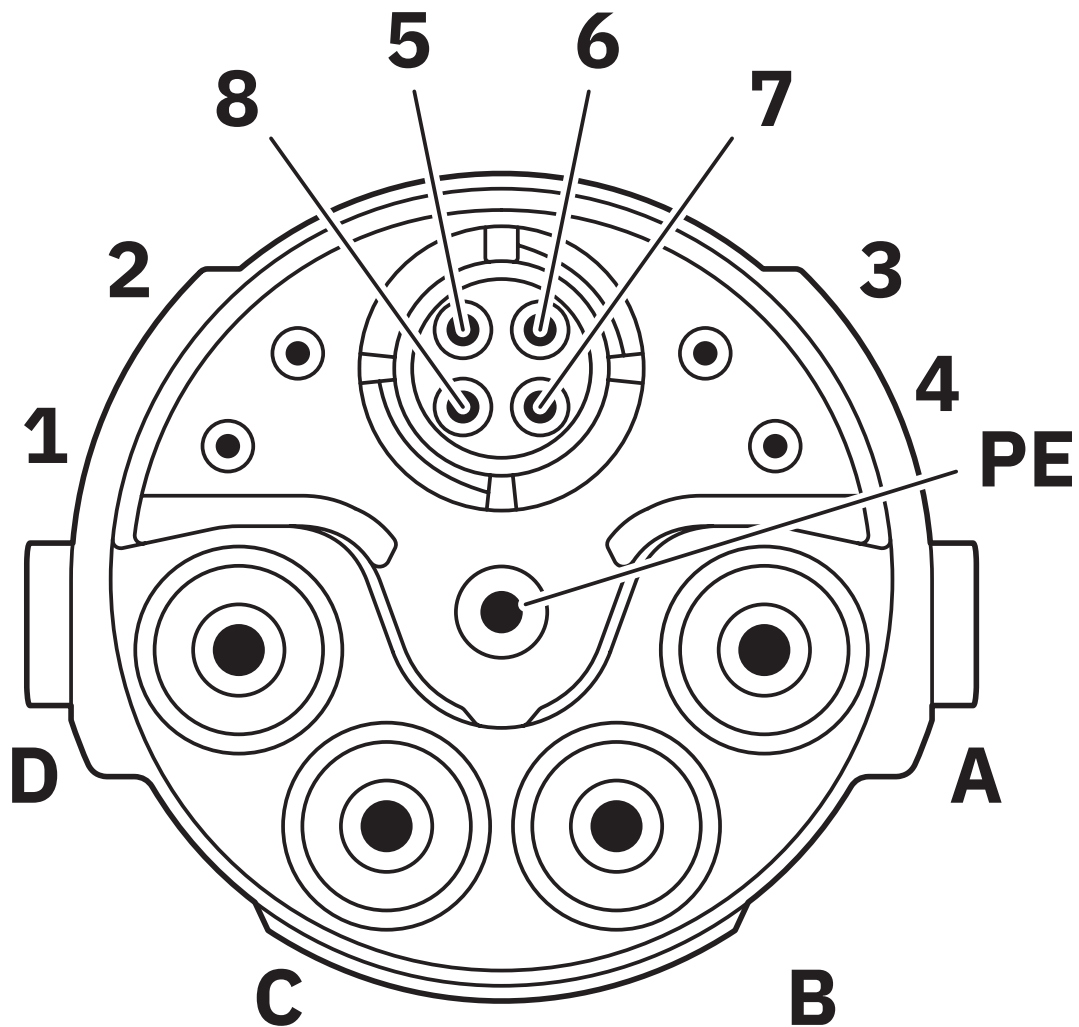
Installation dimensions

SH-8EPC58AAD00S - Device connector front mounting

1621565

<https://www.phoenixcontact.com/us/products/1621565>

Schematic diagram



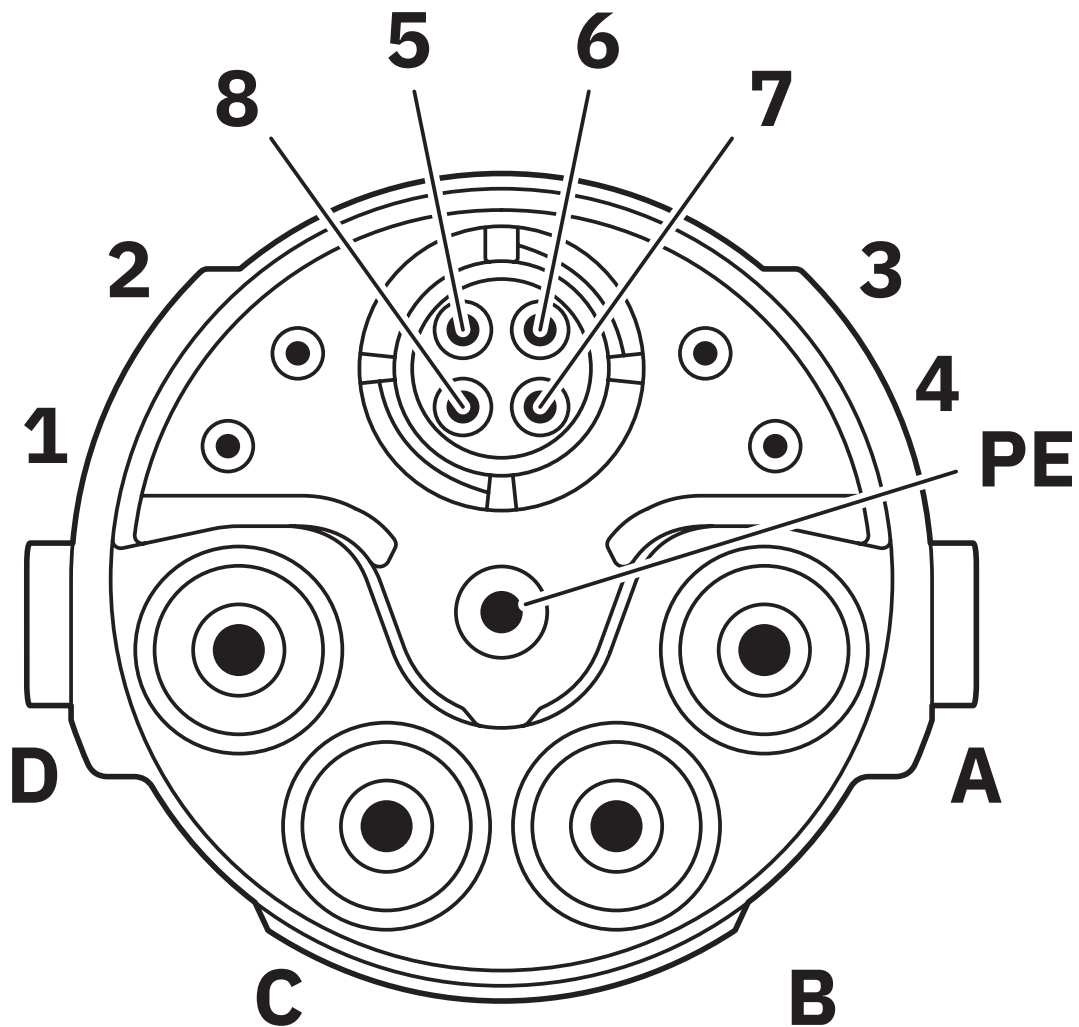
Pin assignment of pin, CAT5

SH-8EPC58AAD00S - Device connector front mounting

1621565

<https://www.phoenixcontact.com/us/products/1621565>

Schematic diagram



Pin assignment of pin, CAT5

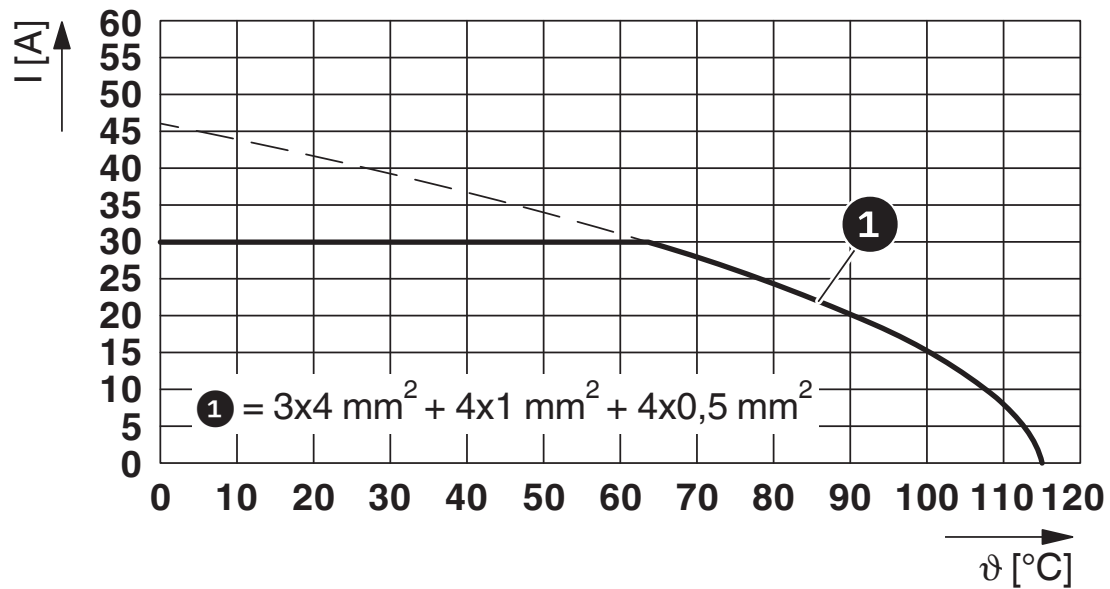
SH-8EPC58AAD00S - Device connector front mounting



1621565

<https://www.phoenixcontact.com/us/products/1621565>

Diagram



I = current strength, ϑ = ambient temperature, power contacts A-C: 3 x up to 30 A, signal contacts: 4 x 2 A constant, data contacts: 4 x 1 A constant

SH-8EPC58AAD00S - Device connector front mounting





1621565


<https://www.phoenixcontact.com/us/products/1621565>

Approvals

To download certificates, visit the product detail page: <https://www.phoenixcontact.com/us/products/1621565>

 cUL Recognized Approval ID: E153698-20181206				
	Nominal voltage U_N	Nominal current I_N	Cross section AWG	Cross section mm^2
keine				
Power	600 V	21.4 A	12	-
Control	50 V	4 A	18	-

 UL Recognized Approval ID: E153698-20181206				
	Nominal voltage U_N	Nominal current I_N	Cross section AWG	Cross section mm^2
keine				
Power	600 V	24 A	12	-
Control	50 V	4 A	18	-

 cULus Recognized Approval ID: E468743-20150928				
	Nominal voltage U_N	Nominal current I_N	Cross section AWG	Cross section mm^2
keine				
Power	600 V	16 A	-	-
Signal	50 V	4 A	-	-
Data	30 V	1 A	-	-

SH-8EPC58AAD00S - Device connector front mounting



1621565

<https://www.phoenixcontact.com/us/products/1621565>

Classifications

ECLASS

ECLASS-13.0	27440109
ECLASS-15.0	27440109

ETIM

ETIM 9.0	EC003569
----------	----------

UNSPSC

UNSPSC 21.0	39121400
-------------	----------

1621565
<https://www.phoenixcontact.com/us/products/1621565>

Environmental product compliance

EU RoHS	
Fulfills EU RoHS substance requirements	Yes, No exemptions
China RoHS	
Environment friendly use period (EFUP)	EFUP-E
	No hazardous substances above the limits
EU REACH SVHC	
REACH candidate substance (CAS No.)	No substance above 0.1 wt%

Phoenix Contact 2025 © - all rights reserved
<https://www.phoenixcontact.com>

Phoenix Contact USA
586 Fulling Mill Road
Middletown, PA 17057, United States
(+717) 944-1300
info@phoenixcon.com