

SL-5EPWN8AWA00 - Device connector front mounting



1615686
<https://www.phoenixcontact.com/us/products/1615686>

Please be informed that the data shown in this PDF document is generated from our online catalog. Please find the complete data in the user documentation. Our general terms of use for downloads are valid.



Device connector front mounting, straight, Screw locking mechanism, M58, number of positions: 2+3+PE, contact connection type: Pin, Axial O-ring, shielded: yes, flange dimensions: 60 mm x 60 mm, number of positions: 6, connection method: Crimp connection, series: SL, this item is expected to be lead-free from Q1 2027 in accordance with RoHS II without exception 6c (Pb < 0.1%), a lead-free alternative is possible on request in advance

Your advantages

- Consistent EMC protection for reliable connection solutions in the industrial environment
- Crimping connection: vibration- and temperature-resistant assembly
- Reliable transmission of high electrical power

Commercial data

Item number	1615686
Packing unit	1 pc
Minimum order quantity	1 pc
Note	Made to order (non-returnable)
Sales key	AB32
Product key	ABRBHL
GTIN	4046356459747
Weight per piece (including packing)	339.01 g
Weight per piece (excluding packing)	332.04 g
Customs tariff number	85366990
Country of origin	DE

Technical data

Notes

Order information:	Order crimp contacts 2 x Ø 1.6 mm, 4 x Ø 10 mm separately
Safety note	
Safety note	<p>WARNING: The connectors may not be plugged in or disconnected under load. Ignoring the warning or improper use may damage persons and/or property.</p> <ul style="list-style-type: none"> • WARNING: Commission properly functioning products only. The products must be regularly inspected for damage. Decommission defective products immediately. Replace damaged products. Repairs are not possible. • WARNING: Only electrically qualified personnel may install and operate the product. They must observe the following safety notes. The qualified personnel must be familiar with the basics of electrical engineering. They must be able to recognize and prevent danger. The relevant symbol on the packaging indicates that only personnel familiar with electrical engineering are allowed to install and operate the product. • The products are suitable for applications in plant, controller, and electrical device engineering. • When operating the connectors in outdoor applications, they must be separately protected against environmental influences. • Assembled products may not be manipulated or improperly opened. • Only use mating connectors that are specified in the technical data of the standards listed (e.g. the ones listed in the product accessories online at phoenixcontact.com/products). • When using the product in direct connection with third-party manufacturers, the user is responsible. • For operating voltages > 50 V AC, conductive connector housings must be grounded • Ensure that the protective or functional ground has been properly connected. • VDE 0100/1.97 § 411.1.3.2 and DIN EN 60 204/11.98 § 14.1.3 are applicable when combining several circuits in a cable and/or connector • Only use tools recommended by Phoenix Contact • The installation notes/Design In documents online on the download page at phoenixcontact.com/products must be observed for this product. • Operate the connector only when it is fully plugged in and interlocked. • Ensure that when laying the cable, the tensile load on the connectors does not exceed the upper limit specified in the standards. • Observe the minimum bending radius of the cable. Lay the cable without twisting it. • The connector warms up in normal operation. Depending on the ambient conditions, the surface of the connector can continue to warm up. In this case, the user is responsible for posting

	warnings (e.g. DIN EN ISO 13732-1:2008-12).
--	---

Mounting

Mounting type	Front mounting/square flange (4x Ø 5,4 mm)
---------------	--

Product properties

Product type	Circular connectors (device side)
Series	SL
Application	Power
Number of positions	6
Connection profile	2+3+PE
Shielded	yes
Coding	N
Thread type	M58

Dimensions

Housing

Flange dimensions	60 mm x 60 mm
-------------------	---------------

Material specifications

Material Housing	Aluminum
Material Housing surface	Anodized aluminum
Seal material	FPM

Electrical properties

Contact: Contact group 1

Contact diameter	10 mm
Nominal current I_N	150 A
Nominal voltage U_N	630 V
Overvoltage category	III
Degree of pollution	3
Rated surge voltage	6 kV

Contact: Contact group 2

Contact diameter	1.6 mm
Nominal current I_N	12 A
Nominal voltage U_N	250 V
Overvoltage category	III
Degree of pollution	3
Rated surge voltage	4 kV

Connection data

Conductor connection

Connection method	Crimp connection
-------------------	------------------

SL-5EPWN8AWA00 - Device connector front mounting



1615686

<https://www.phoenixcontact.com/us/products/1615686>

Contact connection type	Pin
-------------------------	-----

Connector

Type	straight
------	----------

Connection 1

Head design	Pin
-------------	-----

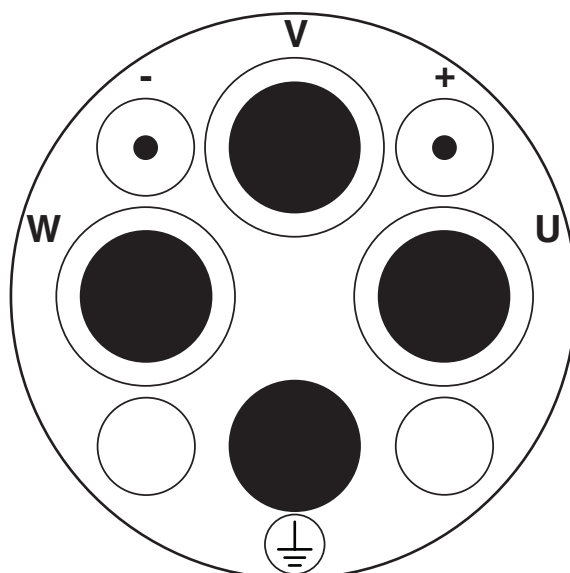
Environmental and real-life conditions

Ambient conditions

Degree of protection	IP67
Ambient temperature (operation)	-40 °C ... 120 °C
Altitude	2000 m

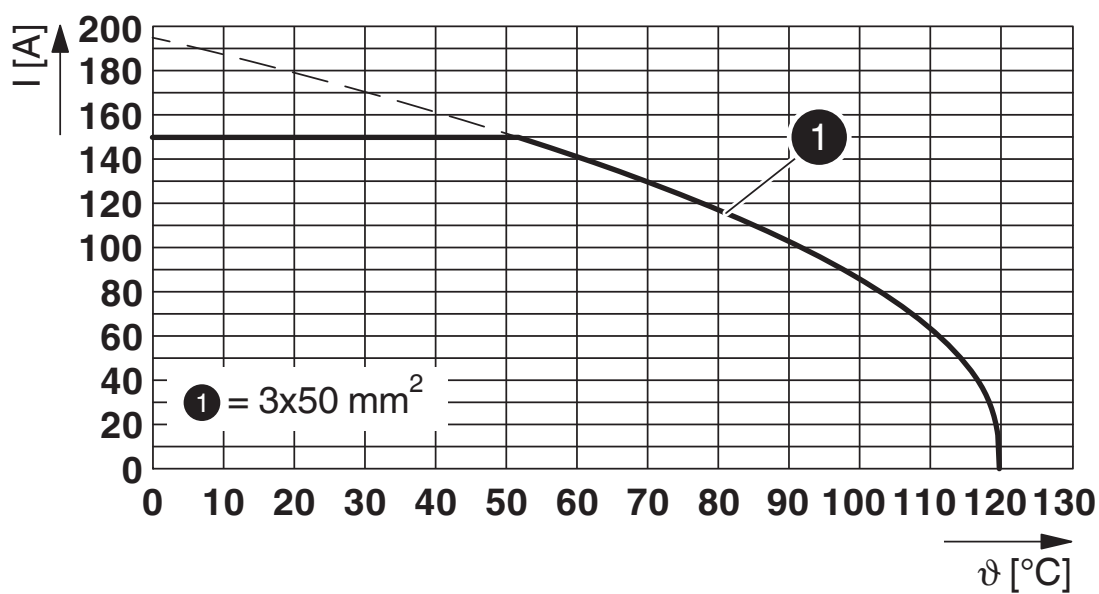
Drawings

Schematic diagram



Connector pin assignment

Diagram



I = current strength, T = ambient temperature

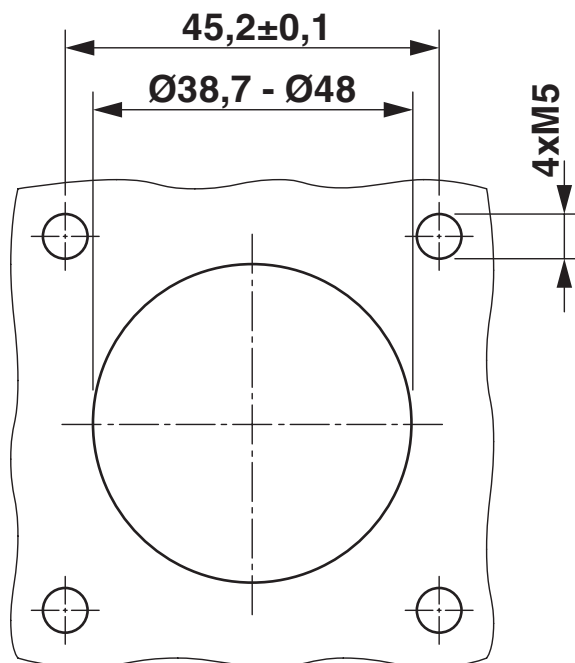
SL-5EPWN8AWA00 - Device connector front mounting



1615686

<https://www.phoenixcontact.com/us/products/1615686>

Drilling plan/solder pad geometry



Installation dimensions

SL-5EPWN8AWA00 - Device connector front mounting



1615686

<https://www.phoenixcontact.com/us/products/1615686>

Classifications

ECLASS

ECLASS-13.0	27440109
ECLASS-15.0	27440109

ETIM

ETIM 9.0	EC003569
----------	----------

UNSPSC

UNSPSC 21.0	39121400
-------------	----------

1615686

<https://www.phoenixcontact.com/us/products/1615686>

Environmental product compliance

EU RoHS

Fulfills EU RoHS substance requirements	Yes
Exemption	6(b), 6(b)-II, 6(c)

China RoHS

Environment friendly use period (EFUP)	EFUP-50
	An article-related China RoHS declaration table can be found in the download area for the respective article under "Manufacturer declaration". For all articles with EFUP-E, no China RoHS declaration table issued and required.

EU REACH SVHC

REACH candidate substance (CAS No.)	Lead(CAS: 7439-92-1)
SCIP	f6cde65b-b18f-4096-942b-81d27cd3f200

Phoenix Contact 2025 © - all rights reserved

<https://www.phoenixcontact.com>

Phoenix Contact USA
586 Fulling Mill Road
Middletown, PA 17057, United States
(+717) 944-1300
info@phoenixcon.com