

SF-7EP1N8A90A1 - Coupler connector



1605568

<https://www.phoenixcontact.com/us/products/1605568>

Please be informed that the data shown in this PDF document is generated from our online catalog. Please find the complete data in the user documentation. Our general terms of use for downloads are valid.



Coupler connector, straight short, for standard and SPEEDCON interlock, M23, number of positions: 4+3+PE, contact connection type: Pin, shielded: yes, degree of protection: IP67, cable diameter range: 7.5 mm ... 9 mm, number of positions: 8, connection method: Crimp connection, series: SF, this item is expected to be lead-free from Q1 2027 in accordance with RoHS II without exception 6c (Pb < 0.1%), a lead-free alternative is possible on request in advance, This product is in the process of being discontinued. This product must no longer be considered for new projects. Please contact your sales representative for alternatives.

Your advantages

- Consistent EMC protection for reliable connection solutions in the industrial environment
- Crimping connection: vibration- and temperature-resistant assembly
- Flexible use: reliably connect various cable diameters

Commercial data

| | |
|--------------------------------------|--------------------------------|
| Item number | 1605568 |
| Packing unit | 1 pc |
| Minimum order quantity | 1 pc |
| Note | Made to order (non-returnable) |
| Sales key | AB32 |
| Product key | ABRBFG |
| GTIN | 4046356253642 |
| Weight per piece (including packing) | 96.9 g |
| Weight per piece (excluding packing) | 93.423 g |
| Customs tariff number | 85366990 |
| Country of origin | DE |

SF-7EP1N8A90A1 - Coupler connector



1605568

<https://www.phoenixcontact.com/us/products/1605568>

Technical data

Notes

| | |
|---------------------|---|
| Order information: | Order crimp contacts 4 x Ø 1 mm, 4 x Ø 2 mm separately |
| Note on application | Series SF connectors are not compatible with series M23 PRO and must not be combined. |
| General | Compatible with mating connectors with SPEEDCON or M23 standard knurled nuts |

Safety note

| | |
|-------------|--|
| Safety note | WARNING: The connectors may not be plugged in or disconnected under load. Ignoring the warning or improper use may damage persons and/or property. |
| | • WARNING: Commission properly functioning products only. The products must be regularly inspected for damage. Decommission defective products immediately. Replace damaged products. Repairs are not possible. |
| | • WARNING: Only electrically qualified personnel may install and operate the product. They must observe the following safety notes. The qualified personnel must be familiar with the basics of electrical engineering. They must be able to recognize and prevent danger. The relevant symbol on the packaging indicates that only personnel familiar with electrical engineering are allowed to install and operate the product. |
| | • The products are suitable for applications in plant, controller, and electrical device engineering. |
| | • When operating the connectors in outdoor applications, they must be separately protected against environmental influences. |
| | • Assembled products may not be manipulated or improperly opened. |
| | • Only use mating connectors that are specified in the technical data of the standards listed (e.g. the ones listed in the product accessories online at phoenixcontact.com/products). |
| | • When using the product in direct connection with third-party manufacturers, the user is responsible. |
| | • For operating voltages > 50 V AC, conductive connector housings must be grounded |
| | • Ensure that the protective or functional ground has been properly connected. |
| | • VDE 0100/1.97 § 411.1.3.2 and DIN EN 60 204/11.98 § 14.1.3 are applicable when combining several circuits in a cable and/or connector |
| | • Only use tools recommended by Phoenix Contact |
| | • The installation notes/Design In documents online on the download page at phoenixcontact.com/products must be observed for this product. |
| | • Operate the connector only when it is fully plugged in and interlocked. |

| | |
|-------------|---|
| Safety note | • Ensure that when laying the cable, the tensile load on the connectors does not exceed the upper limit specified in the standards. |
| | • Observe the minimum bending radius of the cable. Lay the |

SF-7EP1N8A90A1 - Coupler connector



1605568

<https://www.phoenixcontact.com/us/products/1605568>

cable without twisting it.

- The connector warms up in normal operation. Depending on the ambient conditions, the surface of the connector can continue to warm up. In this case, the user is responsible for posting warnings (e.g. DIN EN ISO 13732-1:2008-12).

Product properties

| | |
|---------------------|---------------------------------|
| Product type | Circular connector (cable-side) |
| Series | SF |
| Application | Power |
| Number of positions | 8 |
| Connection profile | 4+3+PE |
| Shielded | yes |
| Coding | N |
| Thread type | M23 |

Material specifications

| | |
|--------------------------|--------------|
| Material Housing | GD-Zn |
| Material Rotating parts | CuZn |
| Material Housing surface | Ni |
| Material Insulating body | PA 6.6 |
| Material Seal | FPM (O-ring) |

Connection data

Conductor connection

| | |
|-------------------|------------------|
| Connection method | Crimp connection |
|-------------------|------------------|

Electrical properties

Contact: Contact group 1

| | |
|-----------------------|-------|
| Contact diameter | 2 mm |
| Nominal current I_N | 30 A |
| Nominal voltage U_N | 630 V |
| Overvoltage category | III |
| Degree of pollution | 3 |
| Rated surge voltage | 6 kV |

Contact: Contact group 2

| | |
|-----------------------|-------|
| Contact diameter | 1 mm |
| Nominal current I_N | 9 A |
| Nominal voltage U_N | 250 V |
| Overvoltage category | III |
| Degree of pollution | 3 |
| Rated surge voltage | 4 kV |

Connector

SF-7EP1N8A90A1 - Coupler connector



1605568

<https://www.phoenixcontact.com/us/products/1605568>

| | |
|------|----------------|
| Type | straight short |
|------|----------------|

Cable/line

| | |
|-------------------------|-----------------|
| External cable diameter | 7.5 mm ... 9 mm |
|-------------------------|-----------------|

Environmental and real-life conditions

Ambient conditions

| | |
|--|-------------------|
| Degree of protection | IP67 |
| Ambient temperature (operation) | -40 °C ... 125 °C |
| Altitude | 3000 m |
| Permissible humidity (storage/transport) | 50 % ... 65 % |

SF-7EP1N8A90A1 - Coupler connector

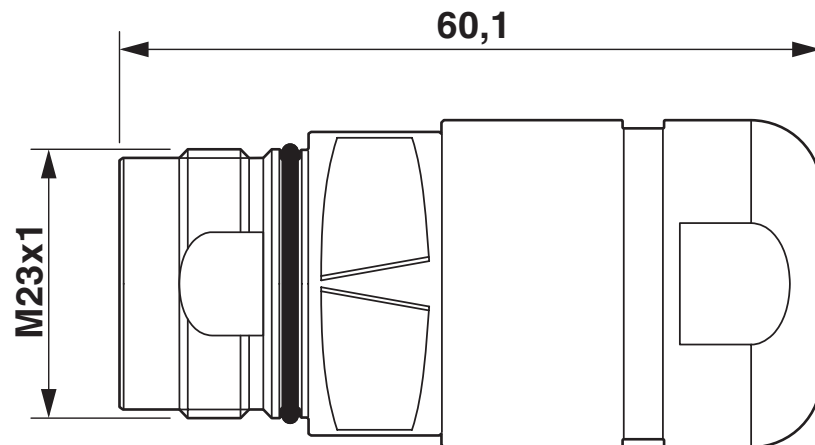
1605568

<https://www.phoenixcontact.com/us/products/1605568>



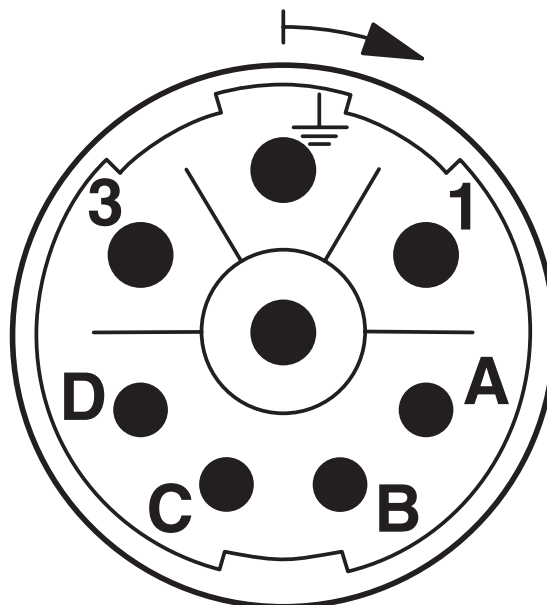
Drawings

Dimensional drawing



Dimensional drawing

Schematic diagram



Connector pin assignment

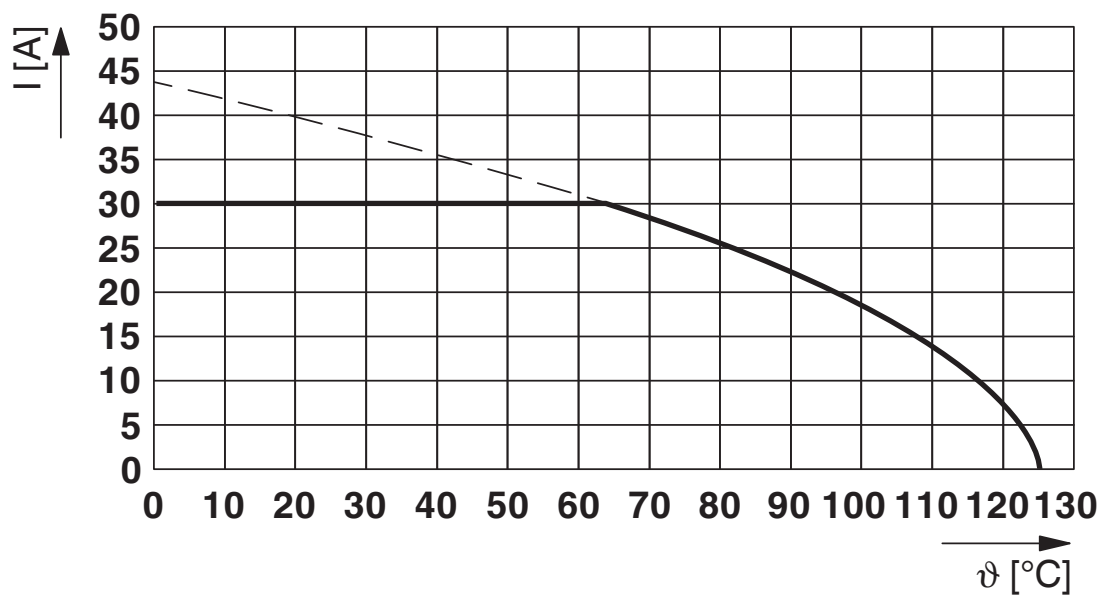
SF-7EP1N8A90A1 - Coupler connector

1605568

<https://www.phoenixcontact.com/us/products/1605568>



Diagram



I = current strength, T = ambient temperature

SF-7EP1N8A90A1 - Coupler connector





1605568

<https://www.phoenixcontact.com/us/products/1605568>

Approvals

To download certificates, visit the product detail page: <https://www.phoenixcontact.com/us/products/1605568>

|  cUL Recognized Approval ID: E153698-20041116 | | | | |
|--|-----------------------|-----------------------|-------------------|-----------------------------|
| | Nominal voltage U_N | Nominal current I_N | Cross section AWG | Cross section mm^2 |
| keine | | | | |
| | 600 V | 18 A | 12 | - |

|  UL Recognized Approval ID: E153698-20041116 | | | | |
|---|-----------------------|-----------------------|-------------------|-----------------------------|
| | Nominal voltage U_N | Nominal current I_N | Cross section AWG | Cross section mm^2 |
| keine | | | | |
| | 600 V | 27 A | 12 | - |

SF-7EP1N8A90A1 - Coupler connector



1605568

<https://www.phoenixcontact.com/us/products/1605568>

Classifications

ECLASS

| | |
|-------------|----------|
| ECLASS-13.0 | 27440116 |
| ECLASS-15.0 | 27440116 |

ETIM

| | |
|----------|----------|
| ETIM 9.0 | EC002635 |
|----------|----------|

UNSPSC

| | |
|-------------|----------|
| UNSPSC 21.0 | 39121400 |
|-------------|----------|

SF-7EP1N8A90A1 - Coupler connector



1605568

<https://www.phoenixcontact.com/us/products/1605568>

Environmental product compliance

EU RoHS

| | |
|---|------|
| Fulfills EU RoHS substance requirements | Yes |
| Exemption | 6(c) |

China RoHS

| | |
|--|---|
| Environment friendly use period (EFUP) | EFUP-50 |
| | An article-related China RoHS declaration table can be found in the download area for the respective article under "Manufacturer declaration". For all articles with EFUP-E, no China RoHS declaration table issued and required. |

EU REACH SVHC

| | |
|-------------------------------------|--------------------------------------|
| REACH candidate substance (CAS No.) | Lead(CAS: 7439-92-1) |
| SCIP | 68e7775c-0de7-4a18-a494-c76abc95955a |

Phoenix Contact 2025 © - all rights reserved

<https://www.phoenixcontact.com>

Phoenix Contact USA
586 Fulling Mill Road
Middletown, PA 17057, United States
(+717) 944-1300
info@phoenixcon.com