

# SF-7EE1N8AS000 - Front panel feed-through



1605567

<https://www.phoenixcontact.com/us/products/1605567>

Please be informed that the data shown in this PDF document is generated from our online catalog. Please find the complete data in the user documentation. Our general terms of use for downloads are valid.



Front panel feed-through, straight, M23, M23, number of positions: 4+3+PE, contact connection type: Socket, Axial O-ring, shielded: yes, cable diameter range: 0 mm ... 0 mm, number of positions: 8, connection method: Crimp connection, series: SF, This product is in the process of being discontinued. This product must no longer be considered for new projects. Please contact your sales representative for alternatives.

## Commercial data

Item number	1605567
Packing unit	1 pc
Minimum order quantity	1 pc
Note	Made to order (non-returnable)
Sales key	AB32
Product key	ABRBFJ
GTIN	4046356253635
Weight per piece (including packing)	192.53 g
Weight per piece (excluding packing)	179.261 g
Customs tariff number	85444290
Country of origin	DE

## Technical data

### Notes

Note on application	Series SF connectors are not compatible with series M23 PRO and must not be combined.
Order information:	Order crimp contacts separately

### Safety note

Safety note	WARNING: The connectors may not be plugged in or disconnected under load. Ignoring the warning or improper use may damage persons and/or property.
	<ul style="list-style-type: none"> <li>• WARNING: Commission properly functioning products only. The products must be regularly inspected for damage. Decommission defective products immediately. Replace damaged products. Repairs are not possible.</li> </ul>
	<ul style="list-style-type: none"> <li>• WARNING: Only electrically qualified personnel may install and operate the product. They must observe the following safety notes. The qualified personnel must be familiar with the basics of electrical engineering. They must be able to recognize and prevent danger. The relevant symbol on the packaging indicates that only personnel familiar with electrical engineering are allowed to install and operate the product.</li> </ul>
	<ul style="list-style-type: none"> <li>• The products are suitable for applications in plant, controller, and electrical device engineering.</li> </ul>
	<ul style="list-style-type: none"> <li>• When operating the connectors in outdoor applications, they must be separately protected against environmental influences.</li> </ul>
	<ul style="list-style-type: none"> <li>• Assembled products may not be manipulated or improperly opened.</li> </ul>
	<ul style="list-style-type: none"> <li>• Only use mating connectors that are specified in the technical data of the standards listed (e.g. the ones listed in the product accessories online at <a href="https://www.phoenixcontact.com/products">phoenixcontact.com/products</a>).</li> </ul>
	<ul style="list-style-type: none"> <li>• When using the product in direct connection with third-party manufacturers, the user is responsible.</li> </ul>
	<ul style="list-style-type: none"> <li>• For operating voltages &gt; 50 V AC, conductive connector housings must be grounded</li> </ul>
	<ul style="list-style-type: none"> <li>• Ensure that the protective or functional ground has been properly connected.</li> </ul>
	<ul style="list-style-type: none"> <li>• VDE 0100/1.97 § 411.1.3.2 and DIN EN 60 204/11.98 § 14.1.3 are applicable when combining several circuits in a cable and/or connector</li> </ul>
	<ul style="list-style-type: none"> <li>• Only use tools recommended by Phoenix Contact</li> </ul>
	<ul style="list-style-type: none"> <li>• The installation notes/Design In documents online on the download page at <a href="https://www.phoenixcontact.com/products">phoenixcontact.com/products</a> must be observed for this product.</li> </ul>
	<ul style="list-style-type: none"> <li>• Operate the connector only when it is fully plugged in and interlocked.</li> </ul>
	<ul style="list-style-type: none"> <li>• Ensure that when laying the cable, the tensile load on the connectors does not exceed the upper limit specified in the standards.</li> </ul>
	<ul style="list-style-type: none"> <li>• Observe the minimum bending radius of the cable. Lay the cable without twisting it.</li> </ul>
	<ul style="list-style-type: none"> <li>• The connector warms up in normal operation. Depending on the</li> </ul>

# SF-7EE1N8AS000 - Front panel feed-through



1605567

<https://www.phoenixcontact.com/us/products/1605567>

ambient conditions, the surface of the connector can continue to warm up. In this case, the user is responsible for posting warnings (e.g. DIN EN ISO 13732-1:2008-12).

## Mounting

Mounting type	Front mounting/square flange (4x M3)
---------------	--------------------------------------

## Product properties

Product type	Circular connectors (device side)
Series	SF
Application	Power
Number of positions	8
Connection profile	4+3+PE
Shielded	yes
Coding	N
Thread type	M23

## Material specifications

Material Housing	GD-Zn
Material Rotating parts	CuZn
Material Housing surface	Ni
Material Insulating body	PA 6.6
Material Seal	FPM (O-ring)

## Electrical properties

### Contact: Contact group 1

Contact diameter	2 mm
Min. cross section	4 mm <sup>2</sup>
Max. cross section	4 mm <sup>2</sup>
Nominal current I <sub>N</sub>	30 A
Nominal voltage U <sub>N</sub>	630 V (Overvoltage category III/3) 850 V (Overvoltage category II/3)
Overvoltage category	III
Degree of pollution	3
Rated surge voltage	6 kV

### Contact: Contact group 2

Contact diameter	1 mm
Min. cross section	0.25 mm <sup>2</sup>
Max. cross section	1 mm <sup>2</sup>
Nominal current I <sub>N</sub>	9 A
Nominal voltage U <sub>N</sub>	250 V
Overvoltage category	III
Degree of pollution	3
Rated surge voltage	4 kV

# SF-7EE1N8AS000 - Front panel feed-through



1605567

<https://www.phoenixcontact.com/us/products/1605567>

## Connection data

### Conductor connection

Connection method	Crimp connection
Contact connection type	Socket

## Connector

Type	straight
Direction of rotation	Standard

### Connection 1

Head design	Socket
-------------	--------

### Connection 2

Head design	Plug
-------------	------

## Cable/line

External cable diameter	0 mm ... 0 mm
-------------------------	---------------

## Environmental and real-life conditions

### Ambient conditions

Degree of protection	IP67
Ambient temperature (operation)	-40 °C ... 125 °C
Altitude	3000 m
Permissible humidity (storage/transport)	50 % ... 65 %

# SF-7EE1N8AS000 - Front panel feed-through

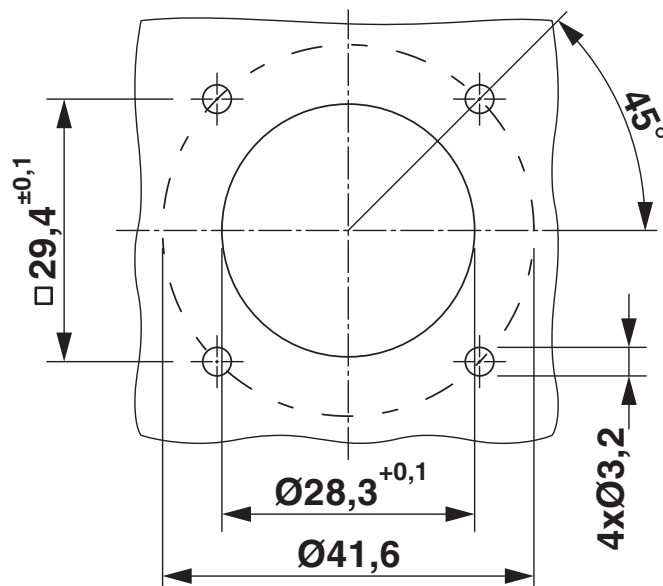
1605567

<https://www.phoenixcontact.com/us/products/1605567>



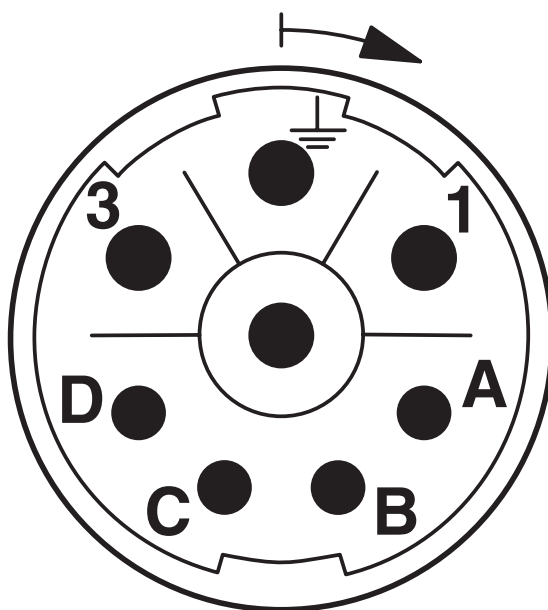
## Drawings

Dimensional drawing



Installation dimensions

Schematic diagram

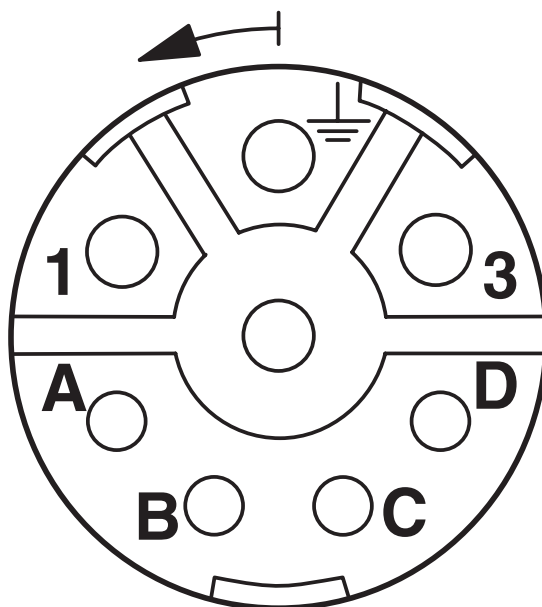


Pin assignment of pin

1605567

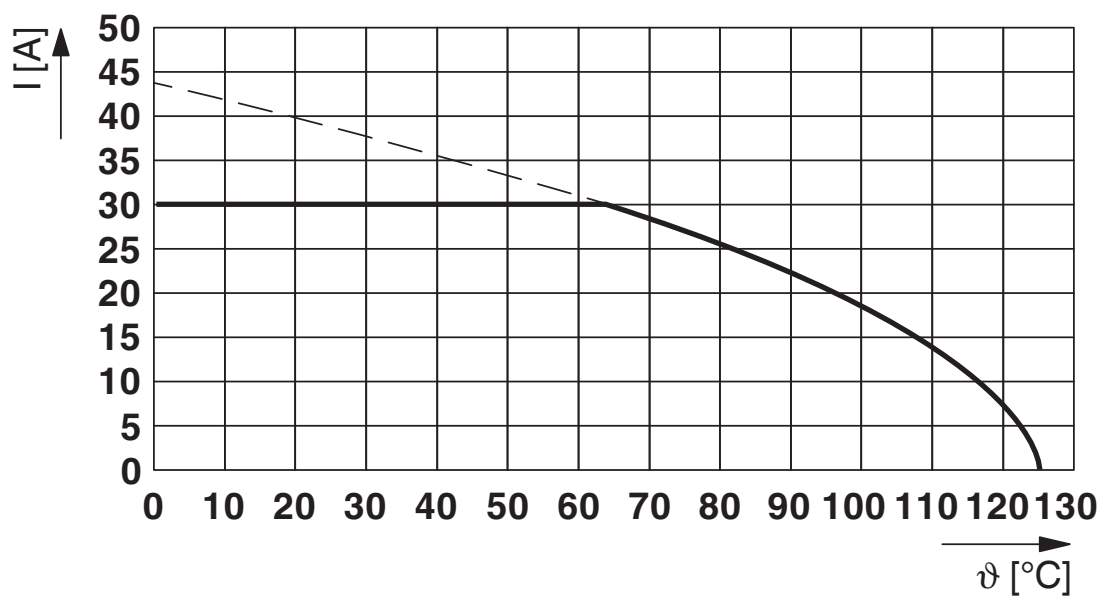
<https://www.phoenixcontact.com/us/products/1605567>

Schematic diagram



Socket pin assignment

Diagram



I = current strength, T = ambient temperature

# SF-7EE1N8AS000 - Front panel feed-through





1605567

<https://www.phoenixcontact.com/us/products/1605567>

## Approvals

To download certificates, visit the product detail page: <https://www.phoenixcontact.com/us/products/1605567>

 <b>cUL Recognized</b> Approval ID: E153698-20041116				
	Nominal voltage $U_N$	Nominal current $I_N$	Cross section AWG	Cross section $\text{mm}^2$
keine				
	600 V	18 A	12	-

 <b>UL Recognized</b> Approval ID: E153698-20041116				
	Nominal voltage $U_N$	Nominal current $I_N$	Cross section AWG	Cross section $\text{mm}^2$
keine				
	600 V	27 A	12	-

# SF-7EE1N8AS000 - Front panel feed-through



1605567

<https://www.phoenixcontact.com/us/products/1605567>

## Classifications

### ECLASS

ECLASS-13.0	27440109
ECLASS-15.0	27440109

### ETIM

ETIM 9.0	EC003569
----------	----------

### UNSPSC

UNSPSC 21.0	39121400
-------------	----------



# SF-7EE1N8AS000 - Front panel feed-through



1605567

<https://www.phoenixcontact.com/us/products/1605567>

## Environmental product compliance

### EU RoHS

Fulfills EU RoHS substance requirements	Yes
Exemption	6(c)

### China RoHS

Environment friendly use period (EFUP)	EFUP-50
	An article-related China RoHS declaration table can be found in the download area for the respective article under "Manufacturer declaration". For all articles with EFUP-E, no China RoHS declaration table issued and required.

### EU REACH SVHC

REACH candidate substance (CAS No.)	Lead(CAS: 7439-92-1)
SCIP	629760da-ca22-43ab-bf0d-a2d38025d6a5

Phoenix Contact 2025 © - all rights reserved

<https://www.phoenixcontact.com>

Phoenix Contact USA  
586 Fulling Mill Road  
Middletown, PA 17057, United States  
(+717) 944-1300  
[info@phoenixcon.com](mailto:info@phoenixcon.com)