

# SACC-MCI-M12MS-4CON - Contact carrier



1440931

<https://www.phoenixcontact.com/us/products/1440931>

Please be informed that the data shown in this PDF document is generated from our online catalog. Please find the complete data in the user documentation. Our general terms of use for downloads are valid.



Contact carrier, 4-position, Pin, straight, M12, A-coding, Crimp connection, 0.34 mm<sup>2</sup>

## Your advantages

- Convenient field assembly: device connectors for fast on-site mounting
- Contact carriers that are designed for assembly or available with preassembled litz wires
- Standard pin assignments for signal and power transmission with a uniform design-in design

## Commercial data

Item number	1440931
Packing unit	10 pc
Minimum order quantity	10 pc
Sales key	AB24
Product key	ABQCED
GTIN	4046356533775
Weight per piece (including packing)	2.41 g
Weight per piece (excluding packing)	0.725 g
Customs tariff number	85366990
Country of origin	DE

## Technical data

### Notes

Notes on operation	The electrical and mechanical data specified assume that the connector pair is correctly locked and mounted. If the connector is unlocked and if there is a danger of contamination, the connector must be sealed using a protective cap > IP54. Influences arising from litz wires, cables or PCB assembly must also be taken into consideration.
--------------------	--

### Safety note

Safety note	<p>WARNING: The connectors may not be plugged in or disconnected under load. Ignoring the warning or improper use may damage persons and/or property.</p> <ul style="list-style-type: none"> <li>• WARNING: Commission properly functioning products only. The products must be regularly inspected for damage. Decommission defective products immediately. Replace damaged products. Repairs are not possible.</li> <li>• WARNING: Only electrically qualified personnel may install and operate the product. They must observe the following safety notes. The qualified personnel must be familiar with the basics of electrical engineering. They must be able to recognize and prevent danger. The relevant symbol on the packaging indicates that only personnel familiar with electrical engineering are allowed to install and operate the product.</li> <li>• The products are suitable for applications in plant, controller, and electrical device engineering.</li> <li>• When operating the connectors in outdoor applications, they must be separately protected against environmental influences.</li> <li>• Assembled products may not be manipulated or improperly opened.</li> <li>• Only use mating connectors that are specified in the technical data of the standards listed (e.g. the ones listed in the product accessories online at <a href="https://www.phoenixcontact.com/products">phoenixcontact.com/products</a>).</li> <li>• When using the product in direct connection with third-party manufacturers, the user is responsible.</li> <li>• For operating voltages &gt; 50 V AC, conductive connector housings must be grounded</li> <li>• Ensure that when laying the cable, the tensile load on the connectors does not exceed the upper limit specified in the standards.</li> <li>• Observe the corresponding technical data. You will find information: <ul style="list-style-type: none"> <li>o On the product</li> <li>o On the packing label</li> <li>o In the supplied documentation</li> <li>o Online at <a href="https://www.phoenixcontact.com/products">phoenixcontact.com/products</a> under the product</li> </ul> </li> <li>• Only use tools recommended by Phoenix Contact</li> <li>• Use a protective cap to protect connectors that are not in use. The suitable accessories are available online in the accessory section of the product at <a href="https://www.phoenixcontact.com/products">phoenixcontact.com/products</a></li> <li>• Ensure that the protective or functional ground has been properly connected.</li> </ul>
-------------	--

# SACC-MCI-M12MS-4CON - Contact carrier



1440931

<https://www.phoenixcontact.com/us/products/1440931>

- VDE 0100/1.97 § 411.1.3.2 and DIN EN 60 204/11.98 § 14.1.3 are applicable when combining several circuits in a cable and/or connector
- The connector warms up in normal operation. Depending on the ambient conditions, the surface of the connector can continue to warm up. In this case, the user is responsible for posting warnings (e.g. DIN EN ISO 13732-1:2008-12).

## Product properties

Product type	Contact insert
Number of positions	4
No. of cable outlets	1
Seal present	no
Shielded	no
Coding	A
Thread type	M12

## Insulation characteristics

Overvoltage category	II
Degree of pollution	3

## Electrical properties

Rated surge voltage	2.5 kV
Contact resistance	$\leq 3 \text{ m}\Omega$
Insulation resistance	$\geq 100 \text{ M}\Omega$
Nominal voltage $U_N$	250 V
Nominal current $I_N$	4 A

## Connection data

Connection method	Crimp connection
-------------------	------------------

## Signaling

Status display	no
Status display present	no

## Material specifications

Material Contact carrier	PA 6.6
Material Contact	CuZn
Material Contact surface	Au
Flammability rating according to UL 94	V0

## Connector

### Connection 1

Head design	Pin
Head cable outlet	straight
Head thread type	M12

# SACC-MCI-M12MS-4CON - Contact carrier



1440931

<https://www.phoenixcontact.com/us/products/1440931>

Coding	A
--------	---

## Cable/line

Cable cross section	0.34 mm²
---------------------	----------

## Mechanical properties

### Mechanical data

Insertion/withdrawal cycles	> 100
-----------------------------	-------

## Environmental and real-life conditions

### Ambient conditions

Degree of protection	IP67
Ambient temperature (operation) (male connector/female connector)	-25 °C ... 85 °C (Plug / socket)
Ambient temperature (operation) (fixed installation)	-40 °C ... 85 °C (without mechanical actuation)
UL Type Rating	Type 4 (indoor use only)

## Standards and regulations

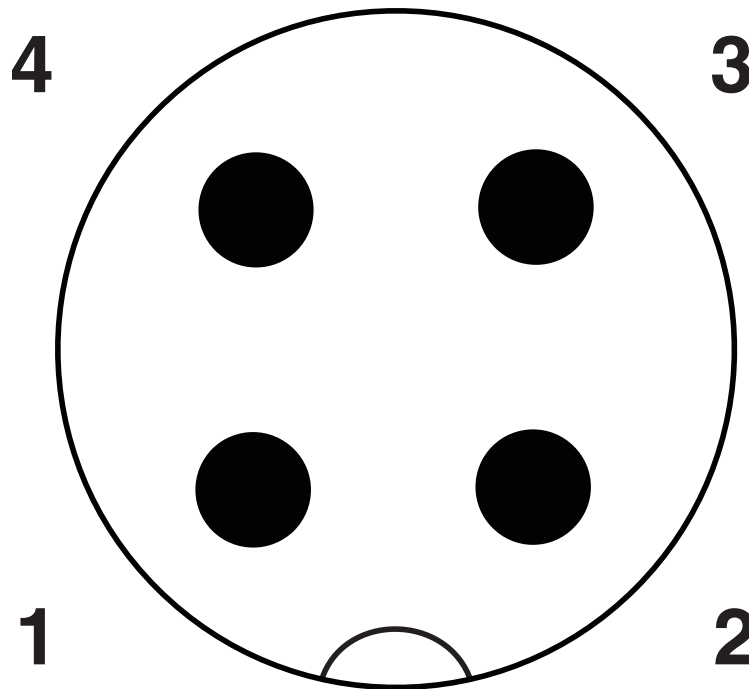
Standard designation	M12 circular connector
Standards/specifications	according to IEC 61076-2-101

## Mounting

Mounting type	Front/square flange mounting (25 mm side length)
---------------	--

## Drawings

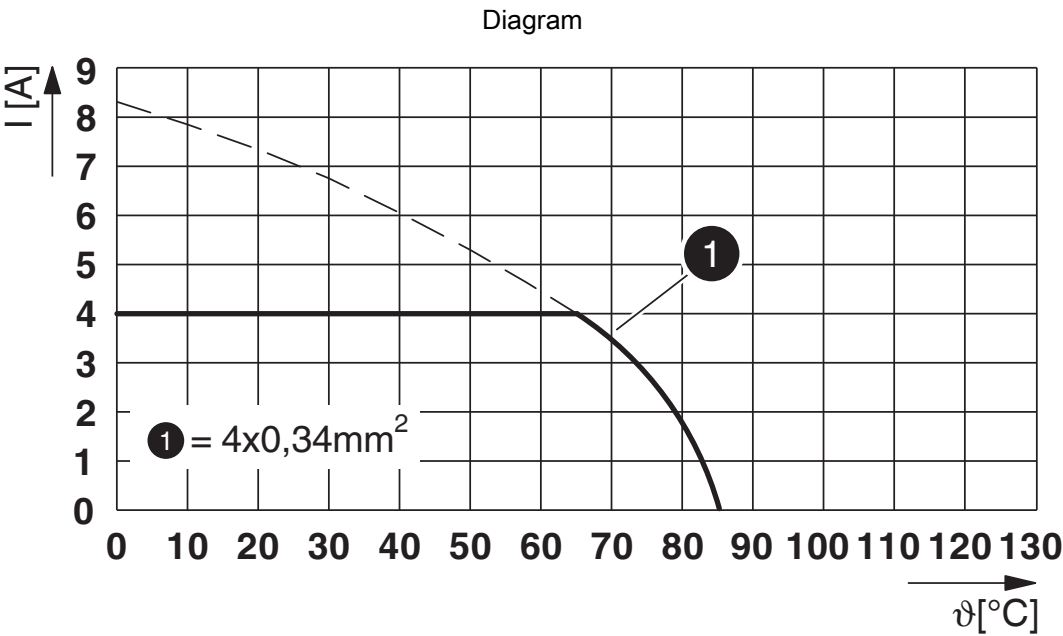
Schematic diagram



Pin assignment M12 plug, 4-pos., A-coded, view plug side


1440931

<https://www.phoenixcontact.com/us/products/1440931>



I = current strength, T = ambient temperature

Circuit diagram



Contact assignment of the M12 plug

# SACC-MCI-M12MS-4CON - Contact carrier



1440931

<https://www.phoenixcontact.com/us/products/1440931>

## Classifications

### ECLASS

ECLASS-13.0	27440223
ECLASS-15.0	27440223

### ETIM

ETIM 9.0	EC003557
----------	----------

### UNSPSC

UNSPSC 21.0	39121400
-------------	----------

# SACC-MCI-M12MS-4CON - Contact carrier



1440931  
<https://www.phoenixcontact.com/us/products/1440931>

## Environmental product compliance

EU RoHS	
Fulfills EU RoHS substance requirements	Yes, No exemptions
China RoHS	
Environment friendly use period (EFUP)	EFUP-E
	No hazardous substances above the limits
EU REACH SVHC	
REACH candidate substance (CAS No.)	No substance above 0.1 wt%

Phoenix Contact 2025 © - all rights reserved  
<https://www.phoenixcontact.com>

Phoenix Contact USA  
586 Fulling Mill Road  
Middletown, PA 17057, United States  
(+717) 944-1300  
[info@phoenixcon.com](mailto:info@phoenixcon.com)