

SACC-MCI-M12MSB-5CON/0,5 - Contact carrier



1440759

<https://www.phoenixcontact.com/us/products/1440759>

Please be informed that the data shown in this PDF document is generated from our online catalog. Please find the complete data in the user documentation. Our general terms of use for downloads are valid.



Contact carrier, 5-position, Pin, straight, M12, B-coding, on free cable end, Individual wires, cable length: 0.5 m, 0.34 mm², TPE litz wire, this item is expected to be lead-free from Q1 2026 in accordance with RoHS II without exception 6c (Pb < 0.1%), a lead-free alternative is possible on request in advance

Your advantages

- Convenient field assembly: device connectors for fast on-site mounting
- Contact carriers that are designed for assembly or available with preassembled litz wires
- Customer-specific assemblies and litz wire lengths available
- Standard pin assignments for signal and power transmission with a uniform design-in design

Commercial data

Item number	1440759
Packing unit	1 pc
Minimum order quantity	1 pc
Sales key	AB24
Product key	ABQCED
GTIN	4046356533591
Weight per piece (including packing)	13.9 g
Weight per piece (excluding packing)	12.181 g
Customs tariff number	85444290
Country of origin	DE

Technical data

Notes

Notes on operation	The electrical and mechanical data specified assume that the connector pair is correctly locked and mounted. If the connector is unlocked and if there is a danger of contamination, the connector must be sealed using a protective cap > IP54. Influences arising from litz wires, cables or PCB assembly must also be taken into consideration.
--------------------	--

Safety note

Safety note	<p>WARNING: The connectors may not be plugged in or disconnected under load. Ignoring the warning or improper use may damage persons and/or property.</p> <ul style="list-style-type: none"> • WARNING: Commission properly functioning products only. The products must be regularly inspected for damage. Decommission defective products immediately. Replace damaged products. Repairs are not possible. • WARNING: Only electrically qualified personnel may install and operate the product. They must observe the following safety notes. The qualified personnel must be familiar with the basics of electrical engineering. They must be able to recognize and prevent danger. The relevant symbol on the packaging indicates that only personnel familiar with electrical engineering are allowed to install and operate the product. • The products are suitable for applications in plant, controller, and electrical device engineering. • When operating the connectors in outdoor applications, they must be separately protected against environmental influences. • Assembled products may not be manipulated or improperly opened. • Only use mating connectors that are specified in the technical data of the standards listed (e.g. the ones listed in the product accessories online at phoenixcontact.com/products). • When using the product in direct connection with third-party manufacturers, the user is responsible. • For operating voltages > 50 V AC, conductive connector housings must be grounded • Ensure that when laying the cable, the tensile load on the connectors does not exceed the upper limit specified in the standards. • Observe the corresponding technical data. You will find information: <ul style="list-style-type: none"> o On the product o On the packing label o In the supplied documentation o Online at phoenixcontact.com/products under the product • Only use tools recommended by Phoenix Contact • Use a protective cap to protect connectors that are not in use. The suitable accessories are available online in the accessory section of the product at phoenixcontact.com/products • Ensure that the protective or functional ground has been properly connected.
-------------	--

SACC-MCI-M12MSB-5CON/0,5 - Contact carrier



1440759

<https://www.phoenixcontact.com/us/products/1440759>

- VDE 0100/1.97 § 411.1.3.2 and DIN EN 60 204/11.98 § 14.1.3 are applicable when combining several circuits in a cable and/or connector
- The connector warms up in normal operation. Depending on the ambient conditions, the surface of the connector can continue to warm up. In this case, the user is responsible for posting warnings (e.g. DIN EN ISO 13732-1:2008-12).

Product properties

Product type	Contact insert
Application	Signal
Number of positions	5
No. of cable outlets	1
Shielded	no
Coding	B
Thread type	M12

Insulation characteristics

Overvoltage category	II
Degree of pollution	3

Electrical properties

Rated surge voltage	2.5 kV
Contact resistance	$\leq 3 \text{ m}\Omega$
Insulation resistance	$\geq 100 \text{ M}\Omega$
Nominal voltage U_N	60 V AC 60 V DC
Nominal current I_N	4 A
Transmission medium	Copper
Max. conductor resistance	57.6 m Ω /m

Connection data

Connection method	Individual wires
-------------------	------------------

Signaling

Status display	no
Status display present	no

Material specifications

Material Contact carrier	PA 6.6
Material Contact	CuZn
Material Contact surface	Au
Flammability rating according to UL 94	V0
Conductor material	Tin-plated Cu litz wires

Connector

SACC-MCI-M12MSB-5CON/0,5 - Contact carrier



1440759

<https://www.phoenixcontact.com/us/products/1440759>

Connection 1

Head design	Pin
Head cable outlet	straight
Head thread type	M12
Coding	B

Connection 2

Head design	free cable end
-------------	----------------

Cable/line

Cable length	0.5 m
Cable type	TPE litz wire
Wire diameter incl. insulation	1.2 mm \pm 0.07 mm
Single wire, color	black, brown, blue, white, gray
Cable cross section	0.34 mm ²
Conductor material	Tin-plated Cu litz wires
Conductor structure signal line	7x 0.25 mm
AWG signal line	22
Material wire insulation	TPE
Thickness, insulation	0.21 mm (Core insulation)
Nominal voltage, cable	300 V
Test voltage, cable	3000 V AC
Cable resistance	\leq 57.6 m Ω /m
Cable insulation resistance	\geq 20 M Ω *km
Ambient temperature (operation)	-40 °C ... 85 °C (cable, fixed installation)
	-25 °C ... 85 °C (Cable, flexible installation)

Environmental and real-life conditions

Ambient conditions

Degree of protection	IP67
Ambient temperature (operation) (male connector/female connector)	-25 °C ... 85 °C (Plug / socket)
Ambient temperature (operation) (fixed installation)	-40 °C ... 85 °C (without mechanical actuation)
Ambient temperature (operation) (Cable, flexible installation)	-25 °C ... 85 °C (Cable, flexible installation)
Ambient temperature (operation) (Cable, fixed installation)	-40 °C ... 85 °C (cable, fixed installation)
UL Type Rating	Type 4 (indoor use only)

Standards and regulations

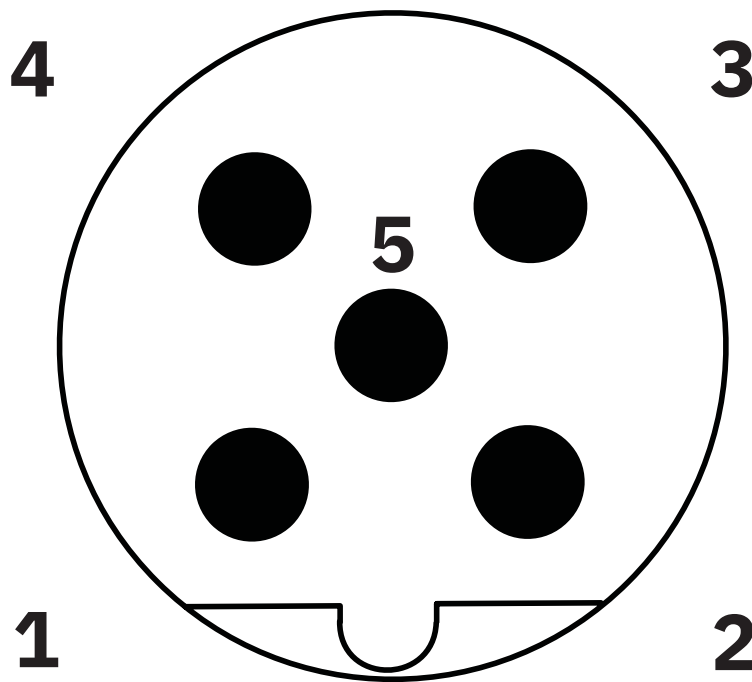
Standard designation	M12 circular connector
Standards/specifications	according to IEC 61076-2-101

Mounting

Mounting type	Front/square flange mounting (25 mm side length)
---------------	--

Drawings

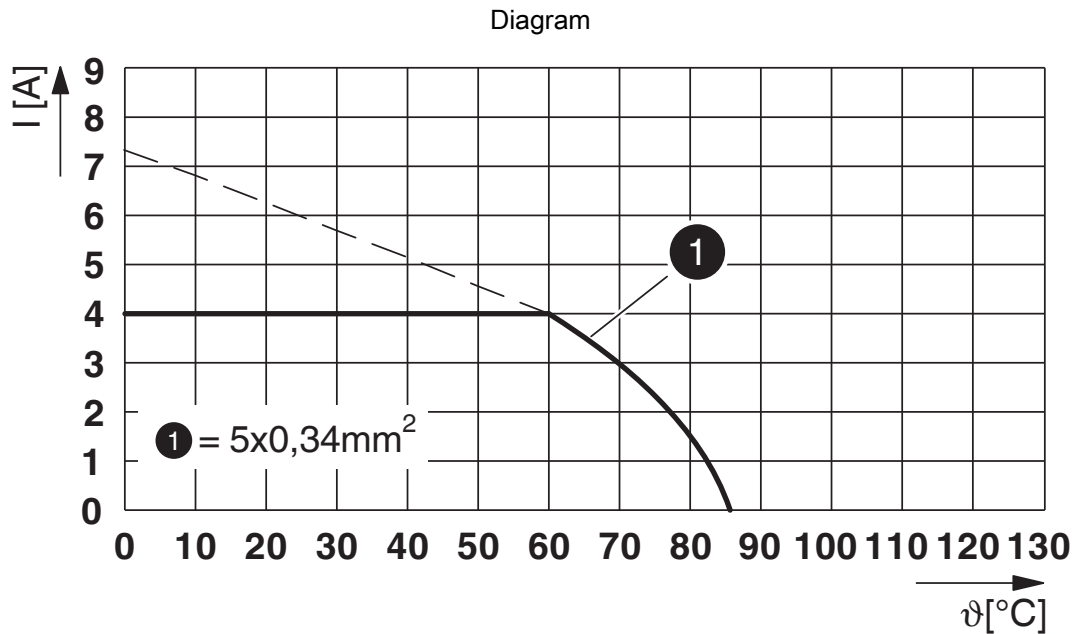
Schematic diagram



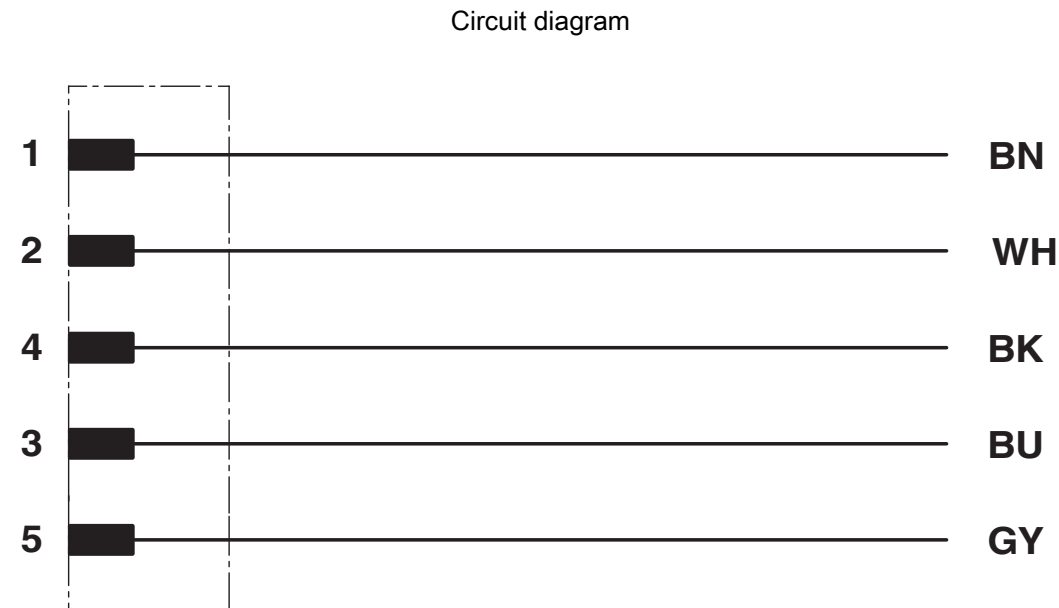
Pin assignment M12 male connector, 5-pos., B-coded, male side

1440759

<https://www.phoenixcontact.com/us/products/1440759>



I = current strength, T = ambient temperature



Contact assignment of the M12 plug

SACC-MCI-M12MSB-5CON/0,5 - Contact carrier



1440759

<https://www.phoenixcontact.com/us/products/1440759>

Classifications

ECLASS

ECLASS-13.0	27440223
ECLASS-15.0	27440223

ETIM

ETIM 9.0	EC003557
----------	----------

UNSPSC

UNSPSC 21.0	39121400
-------------	----------

1440759

<https://www.phoenixcontact.com/us/products/1440759>

Environmental product compliance

EU RoHS

Fulfills EU RoHS substance requirements	Yes
Exemption	6(c)

China RoHS

Environment friendly use period (EFUP)	EFUP-50
	An article-related China RoHS declaration table can be found in the download area for the respective article under "Manufacturer declaration". For all articles with EFUP-E, no China RoHS declaration table issued and required.

EU REACH SVHC

REACH candidate substance (CAS No.)	Lead(CAS: 7439-92-1)
SCIP	cb2558f4-568c-4cb3-98ab-599b1c4c957e

Phoenix Contact 2025 © - all rights reserved

<https://www.phoenixcontact.com>

Phoenix Contact USA
586 Fulling Mill Road
Middletown, PA 17057, United States
(+717) 944-1300
info@phoenixcon.com