

SACCBP-MSB-5CON-PG9/0,5-900SCO - Device connector rear mounting



1437643

<https://www.phoenixcontact.com/us/products/1437643>

Please be informed that the data shown in this PDF document is generated from our online catalog. Please find the complete data in the user documentation. Our general terms of use for downloads are valid.



Device connector rear mounting, INTERBUS (16 Mbps), 5-position, PUR halogen-free, green RAL 6017, shielded, Pin, straight, M12-SPEEDCON, B-coding, on free cable end, Cable connection, cable length: 0.5 m, INTERBUS

Your advantages

- Preassembled with cables in various standard lengths for immediate use
- Customer-specific assemblies and cable lengths can be supplied
- Sealed on the cable side for optimum tightness of seal
- Cable designs for all common networks and fieldbuses
- For high transmission safety: shield connection to the housing with optional EMC nut

Commercial data

Item number	1437643
Packing unit	1 pc
Minimum order quantity	1 pc
Sales key	AB25
Product key	ABQDGB
GTIN	4046356458382
Weight per piece (including packing)	60.7 g
Weight per piece (excluding packing)	52.929 g
Customs tariff number	85444290
Country of origin	DE

SACCBP-MSB-5CON-PG9/0,5-900SCO - Device connector rear mounting



1437643

<https://www.phoenixcontact.com/us/products/1437643>

Technical data

Notes

Notes on operation	The electrical and mechanical data specified assume that the connector pair is correctly locked and mounted. If the connector is unlocked and if there is a danger of contamination, the connector must be sealed using a protective cap > IP54. Influences arising from litz wires, cables or PCB assembly must also be taken into consideration.
Order information:	Lock nut is included in the scope of delivery

Safety note

Safety note	<p>WARNING: The connectors may not be plugged in or disconnected under load. Ignoring the warning or improper use may damage persons and/or property.</p> <ul style="list-style-type: none">• WARNING: Commission properly functioning products only. The products must be regularly inspected for damage. Decommission defective products immediately. Replace damaged products. Repairs are not possible.• WARNING: Only electrically qualified personnel may install and operate the product. They must observe the following safety notes. The qualified personnel must be familiar with the basics of electrical engineering. They must be able to recognize and prevent danger. The relevant symbol on the packaging indicates that only personnel familiar with electrical engineering are allowed to install and operate the product.• The products are suitable for applications in plant, controller, and electrical device engineering.• When operating the connectors in outdoor applications, they must be separately protected against environmental influences.• Assembled products may not be manipulated or improperly opened.• Only use mating connectors that are specified in the technical data of the standards listed (e.g. the ones listed in the product accessories online at phoenixcontact.com/products).• When using the product in direct connection with third-party manufacturers, the user is responsible.• For operating voltages > 50 V AC, conductive connector housings must be grounded• Ensure that when laying the cable, the tensile load on the connectors does not exceed the upper limit specified in the standards.• Observe the corresponding technical data. You will find information:<ul style="list-style-type: none">o On the producto On the packing labelo In the supplied documentationo Online at phoenixcontact.com/products under the product• Only use tools recommended by Phoenix Contact• Use a protective cap to protect connectors that are not in use. The suitable accessories are available online in the accessory
-------------	--

SACCBP-MSB-5CON-PG9/0,5-900SCO - Device connector rear mounting



1437643

<https://www.phoenixcontact.com/us/products/1437643>

section of the product at [phoenixcontact.com/products](https://www.phoenixcontact.com/products)

- Ensure that the protective or functional ground has been properly connected.

- VDE 0100/1.97 § 411.1.3.2 and DIN EN 60 204/11.98 § 14.1.3 are applicable when combining several circuits in a cable and/or connector

- The connector warms up in normal operation. Depending on the ambient conditions, the surface of the connector can continue to warm up. In this case, the user is responsible for posting warnings (e.g. DIN EN ISO 13732-1:2008-12).

Mounting

Mounting type	Rear mounting
Tightening torque	2 Nm ... 3 Nm (Installation-side)

Product properties

Product type	Circular connectors (device side)
Application	Data
Sensor type	INTERBUS
Number of positions	5
No. of cable outlets	1
Shielded	yes
Coding	B
Thread type	M12

Insulation characteristics

Overvoltage category	II
Degree of pollution	3

Material specifications

Flammability rating according to UL 94	V0
Seal material	FKM
Outer sheath, material	PUR

Electrical properties

Rated surge voltage	1.5 kV
Insulation resistance	100 MΩ
Nominal voltage U_N	48 V AC
	60 V DC
Nominal current I_N	4 A
Transmission medium	Copper
Transmission speed	16 Mbps

Connection data

Conductor connection

SACCBP-MSB-5CON-PG9/0,5-900SCO - Device connector rear mounting



1437643

<https://www.phoenixcontact.com/us/products/1437643>

Connection method	Cable connection
Contact connection type	Pin
Tightening torque	2 Nm ... 3 Nm (Installation-side)

Mechanical properties

Mechanical data

Insertion/withdrawal cycles	> 100
-----------------------------	-------

Connector

Connection 1

Head design	Pin
Head cable outlet	straight
Head thread type	M12
Head locking type	SPEEDCON
Coding	B


Connection 2

Head design	free cable end
-------------	----------------

Cable/line

Cable length	0.5 m
--------------	-------

INTERBUS [900]

Dimensional drawing	
Cable weight	70 kg/km
Number of positions	6
Shielded	yes
Cable type	INTERBUS [900]
Conductor structure	3 x 2 x 0.22 mm ²
Signal speed	0.66 c
Conductor structure signal line	32x 0.10 mm
AWG signal line	24
Conductor cross section	3x 2x 0.22 mm ²
External cable diameter	8.00 mm
Outer sheath, material	PUR
External sheath, color	may green RAL 6017

SACCBP-MSB-5CON-PG9/0,5-900SCO - Device connector rear mounting



1437643

<https://www.phoenixcontact.com/us/products/1437643>

Conductor material	Bare Cu litz wires
Material wire insulation	PE
Single wire, color	green-yellow, white-brown, gray-pink
Twisted pairs	2 cores to the pair
Overall twist	3 pairs to the core
Insulation resistance	$\geq 5 \text{ G}\Omega \cdot \text{km}$
Coupling resistance	$< 250.00 \text{ m}\Omega/\text{m}$ (at 30 MHz)
Loop resistance	$\leq 159.80 \text{ }\Omega/\text{km}$
Wave impedance	$120 \text{ }\Omega \pm 20 \%$ (at 64 kHz)
	$100 \text{ }\Omega \pm 15 \%$ (with 1 MHz)
Cable capacity	$\leq 60 \text{ nF/km}$ (At 800 Hz)
Nominal voltage, cable	250 V (Peak value, not for high-power applications)
Test voltage Core/Core	$1500 \text{ V}_{\text{rms}}$
Test voltage Core/Shield	$1000.00 \text{ V}_{\text{rms}}$
Minimum bending radius, fixed installation	$7.5 \times D$
Minimum bending radius, flexible installation	$15 \times D$
Smallest bending radius, fixed installation	60 mm
Smallest bending radius, movable installation	120 mm
Dynamic load capacity (bending)	Max. bending cycles: 5000000, Bending radius: 120 mm, Traversing path: 10 m, Traversing rate: 1.6 m/s, Acceleration: 3.2 m/s^2
Near end crosstalk attenuation (NEXT)	$\geq 61 \text{ dB}$ (at 772 kHz)
	$\geq 59 \text{ dB}$ (with 1 MHz)
	$\geq 55 \text{ dB}$ (at 2 MHz)
	$\geq 50 \text{ dB}$ (at 4 MHz)
	$\geq 46 \text{ dB}$ (at 8 MHz)
	$\geq 44 \text{ dB}$ (at 10 MHz)
	$\geq 41 \text{ dB}$ (at 16 MHz)
	$\geq 40 \text{ dB}$ (at 20 MHz)
Shield attenuation	$\leq 15 \text{ dB/km}$ (at 256 kHz)
	$\leq 24 \text{ dB/km}$ (at 772 kHz)
	$\leq 27 \text{ dB/km}$ (with 1 MHz)
	$\leq 52 \text{ dB/km}$ (at 4 MHz)
	$\leq 84 \text{ dB/km}$ (at 10 MHz)
	$\leq 112 \text{ dB/km}$ (at 16 MHz)
	$\leq 119 \text{ dB/km}$ (at 20 MHz)
Flame resistance	according to VDE 0472, Part 4, test type B
	according to IEC 60332-1
Ambient temperature (operation)	$-40 \text{ }^{\circ}\text{C} \dots 80 \text{ }^{\circ}\text{C}$ (cable, fixed installation)
	$-30 \text{ }^{\circ}\text{C} \dots 70 \text{ }^{\circ}\text{C}$ (Cable, flexible installation)

Environmental and real-life conditions

Ambient conditions

SACCBP-MSB-5CON-PG9/0,5-900SCO - Device connector rear mounting



1437643

<https://www.phoenixcontact.com/us/products/1437643>

Degree of protection	IP65 (When plugged in)
	IP67 (When plugged in)
Ambient temperature (operation) (male connector/female connector)	-25 °C ... 85 °C (Plug / socket)
	-40 °C ... 85 °C (without mechanical actuation)
UL Type Rating	Type 4 (indoor use only)

Standards and regulations

Standard designation	M12 circular connector
Standards/specifications	according to IEC 61076-2-101

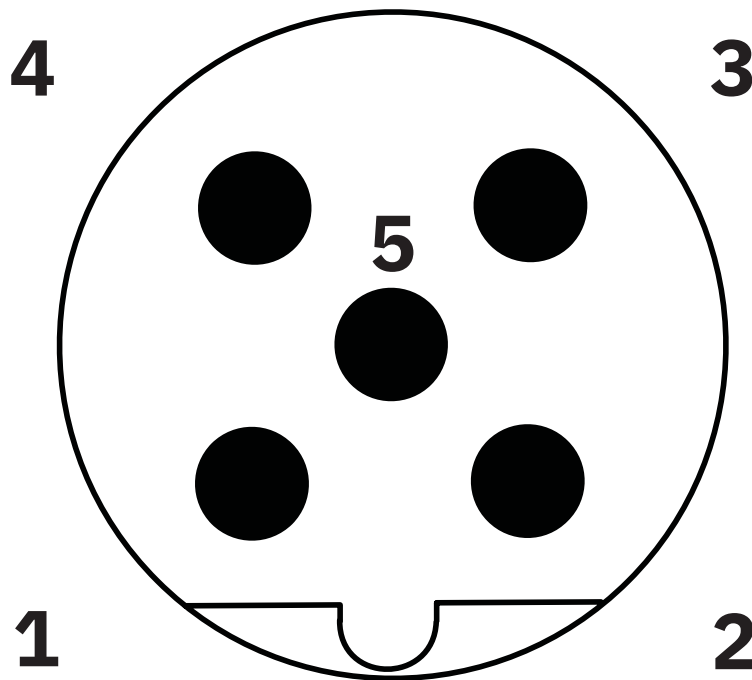
SACCBP-MSB-5CON-PG9/0,5-900SCO - Device connector rear mounting

1437643

<https://www.phoenixcontact.com/us/products/1437643>

Drawings

Schematic diagram



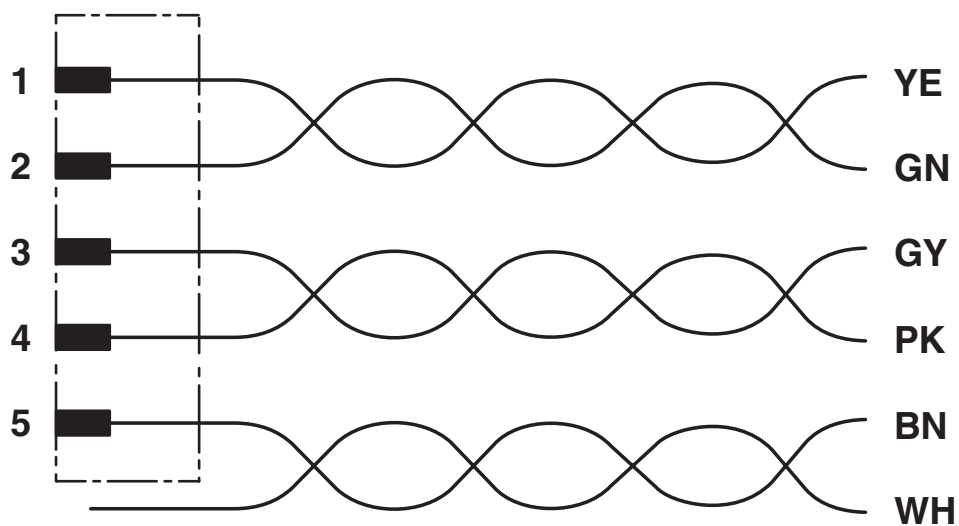
Pin assignment M12 male connector, 5-pos., B-coded, male side

SACCBP-MSB-5CON-PG9/0,5-900SCO - Device connector rear mounting

1437643

<https://www.phoenixcontact.com/us/products/1437643>

Circuit diagram



Contact assignment of the M12 plug

SACCBP-MSB-5CON-PG9/0,5-900SCO - Device connector rear mounting





1437643


<https://www.phoenixcontact.com/us/products/1437643>

Approvals

To download certificates, visit the product detail page: <https://www.phoenixcontact.com/us/products/1437643>

 UL Recognized Approval ID: E221474-20220907				
	Nominal voltage U_N	Nominal current I_N	Cross section AWG	Cross section mm^2
keine				
	60 V	2 A	- 22	-

 cUL Recognized Approval ID: E221474-20220907				
	Nominal voltage U_N	Nominal current I_N	Cross section AWG	Cross section mm^2
keine				
	60 V	1.5 A	-	-

 UL Recognized Approval ID: E118976-20100522				
	Nominal voltage U_N	Nominal current I_N	Cross section AWG	Cross section mm^2
keine				
	60 V	4 A	-	-

SACCBP-MSB-5CON-PG9/0,5-900SCO - Device connector rear mounting



1437643

<https://www.phoenixcontact.com/us/products/1437643>

Classifications

ECLASS

ECLASS-13.0	27440103
ECLASS-15.0	27440103

ETIM

ETIM 9.0	EC003570
----------	----------

UNSPSC

UNSPSC 21.0	39121400
-------------	----------

SACCBP-MSB-5CON-PG9/0,5-900SCO - Device connector rear mounting



1437643

<https://www.phoenixcontact.com/us/products/1437643>

Environmental product compliance

EU RoHS

Fulfills EU RoHS substance requirements	Yes
Exemption	6(c)

China RoHS

Environment friendly use period (EFUP)	EFUP-50
	An article-related China RoHS declaration table can be found in the download area for the respective article under "Manufacturer declaration". For all articles with EFUP-E, no China RoHS declaration table issued and required.

EU REACH SVHC

REACH candidate substance (CAS No.)	Lead(CAS: 7439-92-1)
SCIP	b447424c-7307-4f4b-8afe-2ca79bfd755c

Phoenix Contact 2025 © - all rights reserved

<https://www.phoenixcontact.com>

Phoenix Contact USA
586 Fulling Mill Road
Middletown, PA 17057, United States
(+717) 944-1300
info@phoenixcon.com