

NBC-M12FSD-R4AC-PN/.../... - Network cable



1408622

<https://www.phoenixcontact.com/us/products/1408622>

Please be informed that the data shown in this PDF document is generated from our online catalog. Please find the complete data in the user documentation. Our general terms of use for downloads are valid.



Network cable, PROFINET CAT5 (100 Mbps), EtherCAT® CAT5 (100 Mbps), 4-position, shielded (Advanced Shielding Technology), Socket straight M12, coding: D / IP67, on Plug straight RJ45 / IP20, cable length: Free input (0.2 m ... 85.0 m)

Commercial data

Item number	1408622
Packing unit	1 pc
Minimum order quantity	1 pc
Note	Made to order (non-returnable)
Sales key	BF17
Product key	AF1CJN
Customs tariff number	85444290
Country of origin	PL

Technical data

Notes

General	This product corresponds to the PROFINET Cabling and Interconnection Technology Guideline for PROFINET regulations, version 2.00, order no: 2.252, Chapter 8.2 Connectors for Outside Environment (Balanced cabling)
General	Further products with fixed cable length can be found in the accessories section

Product properties

Product type	Data cable preassembled
Application	Standard
Sensor type	PROFINET
Number of positions	4
Shielded	yes

Interfaces

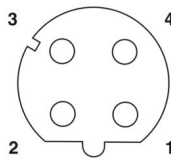
Signal type/category	PROFINET CAT5 (IEC 11801), 100 Mbps
	EtherCAT® CAT5 (IEC 11801), 100 Mbps

Electrical properties

Nominal voltage U_N	48 V AC
	60 V DC
Nominal current I_N	1 A
Transmission medium	Copper
Transmission speed	100 Mbps

Connector

Connection 1

Dimensional drawing	 Pin assignment M12 socket, 4-pos., D-coded, female side
Type	M12 Socket, straight, 4-position, shielded (Advanced Shielding Technology), Keying: D
Number of positions	4
Shielded	yes
Shielding	Advanced Shielding Technology
Signal type/category	EtherCAT® CAT5 (IEC 11801), 100 Mbps
	PROFINET CAT5 (IEC 11801)
Insertion/withdrawal cycles	≥ 100

NBC-M12FSD-R4AC-PN/.../... - Network cable

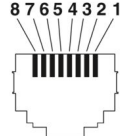


1408622

<https://www.phoenixcontact.com/us/products/1408622>

Insulation resistance	≥ 100 MΩ
Overvoltage category	II
Degree of pollution	3
Tightening torque	0.4 Nm
Material Contact	CuSn
Material Contact surface	Ni/Au
Material Contact carrier	PA 6.6
Material Screw connection	Die-cast zinc, nickel-plated
Material Grip body	TPU, hardly inflammable, self-extinguishing
Material Seal	FKM
Flammability rating according to UL 94	V0
Degree of protection	IP65
	IP67
Ambient temperature (operation)	-25 °C ... 85 °C
Standard designation	M12 connector
Standards/regulations	IEC 61076-2-101

Connection 2

Dimensional drawing	 <p>Connector pin assignment plug RJ45</p>
Type	RJ45, straight
Signal type/category	PROFINET CAT5 (IEC 11801), 100 Mbps
	EtherCAT® CAT5 (IEC 11801)
Insertion/withdrawal cycles	≥ 750
Insulation resistance	≥ 100 MΩ
Overvoltage category	I
Degree of pollution	2
Material Contact	CuSn
Material Contact surface	Ni/Au
Material Contact carrier	PA
Material Housing	PA
Color (Housing)	black
Flammability rating according to UL 94	V2
Degree of protection	IP20
Ambient temperature (operation)	-25 °C ... 80 °C

Cable/line

NBC-M12FSD-R4AC-PN/.../... - Network cable



1408622

<https://www.phoenixcontact.com/us/products/1408622>

Cable length	Free input (0.2 m ... 85.0 m)
--------------	-------------------------------

PROFINET PVC stranded CAT5 [93B]

UL AWM Style	21695 (80 °C / 600 V)
Number of positions	4
Shielded	yes
Cable type	PROFINET PVC stranded CAT5 [93B] PROFINET PVC stranded CAT5 93B
Conductor structure	1x4xAWG22/7, SF/TQ
AWG signal line	22
Conductor cross section	4x 0.34 mm²
Wire diameter incl. insulation	1.5 mm ±0.1 mm
External cable diameter	6.50 mm ±0.2 mm
Outer sheath, material	PVC
External sheath, color	green RAL 6018
Conductor material	Tin-plated Cu litz wires
Material wire insulation	PE
Single wire, color	white, yellow, blue, orange
Overall twist	Star quad
Shielding	Aluminum-coated foil, tinned copper braided shield
Optical shield covering	85 %
Insulation resistance	≥ 5 GΩ*km
Loop resistance	≤ 120.00 Ω/km
Wave impedance	100 Ω ±5 Ω (at 100 MHz)
Nominal voltage, cable	≤ 600 V
Test voltage Core/Core	2000 V ((50 Hz/1 min))
Test voltage Core/Shield	2000.00 V ((50 Hz/1 min))
Minimum bending radius, fixed installation	4 x D
Minimum bending radius, flexible installation	8 x D
Flame resistance	UL 1581, Section 1060 and UL 2556, Section 9.3 (FT1) UL 1685 (CSA FT 4) UL 1581, Section 1100 and UL 2556, Section 9.1 (HFT/FT2)
Resistance to oil	OIL RES I according to UL 2256
Other resistance	UV resistant (according to UL 1581, Section 1200)
Ambient temperature (operation)	-40 °C ... 80 °C (cable, fixed installation) -10 °C ... 70 °C (Cable, flexible installation)

PROFINET drag chain CAT5 [93C]

UL AWM Style	20233 (80°C/300 V)
Number of positions	4
Shielded	yes
Cable type	PROFINET drag chain CAT5 [93C] PROFINET drag chain CAT5 93C
Conductor structure	1x4xAWG22/7, SF/TQ
AWG signal line	22

NBC-M12FSD-R4AC-PN/.../... - Network cable



1408622

<https://www.phoenixcontact.com/us/products/1408622>

Conductor cross section	4x 0.34 mm ²
Wire diameter incl. insulation	1.5 mm ±0.05 mm
External cable diameter	6.50 mm ±0.2 mm
Outer sheath, material	PUR
External sheath, color	green RAL 6018
Conductor material	Tin-plated Cu litz wires
Material wire insulation	PE
Single wire, color	white, yellow, blue, orange
Overall twist	Star quad
Shielding	Aluminum-coated foil, tinned copper braided shield
Optical shield covering	85 %
Insulation resistance	≥ 500 MΩ*km
Loop resistance	≤ 120.00 Ω/km
Wave impedance	100 Ω ±15 Ω (at 1 ... 100 MHz)
Nominal voltage, cable	≤ 300 V
Test voltage Core/Core	2000 V (50 Hz, 1 min.)
Test voltage Core/Shield	2000.00 V (50 Hz, 1 min.)
Minimum bending radius, fixed installation	5 x D
Minimum bending radius, flexible installation	7.5 x D
Dynamic load capacity (bending)	Max. bending cycles: 3000000, Bending radius: 200 mm, Traversing path: 10 m, Traversing rate: 4 m/s, Acceleration: 4 m/s ²
Dynamic load capacity (torsion)	Torsion: ±30 °/m
Halogen-free	according to IEC 60754-1
Flame resistance	according to IEC 60332-1-2
	in accordance with UN ECE-R 118.03
	according to CSA C 22.2 No. 210-FT1
Resistance to oil	in accordance with DIN EN 60811-404
Other resistance	UV resistant
Ambient temperature (operation)	-40 °C ... 70 °C (cable, fixed installation)
	-40 °C ... 70 °C (Cable, flexible installation)

PROFINET robot CAT5 [93R]

Cable weight	55 kg/km
UL AWM Style	20233 (80°C/300 V)
Number of positions	4
Shielded	yes
Cable type	PROFINET robot CAT5 [93R]
	PROFINET robot CAT5 93R
Conductor structure	1x4xAWG22/19, S/TQ
Signal runtime	4.8 ns/m
Conductor structure signal line	19x 0.15 mm
AWG signal line	22
Conductor cross section	4x 0.34 mm ²
Wire diameter incl. insulation	1.5 mm

NBC-M12FSD-R4AC-PN/.../... - Network cable



1408622

<https://www.phoenixcontact.com/us/products/1408622>

External cable diameter	6.50 mm ±0.2 mm
Outer sheath, material	PUR
External sheath, color	green RAL 6018
Conductor material	Tin-plated Cu litz wires
Material wire insulation	Foamed PE
Single wire, color	white, yellow, blue, orange
Thickness, outer sheath	approx. 1.00 mm
Overall twist	Star quad
Shielding	Tinned copper braided shield
Optical shield covering	85 %
Insulation resistance	≥ 500 MΩ*km
Loop resistance	≤ 120.00 Ω/km
Wave impedance	100 Ω ±5 Ω (at 100 MHz)
Nominal voltage, cable	300 V
Test voltage Core/Core	2000 V (50 Hz, 1 min.)
Test voltage Core/Shield	2000.00 V (50 Hz, 1 min.)
Minimum bending radius, fixed installation	5 x D
Smallest bending radius, fixed installation	33 mm
Dynamic load capacity (torsion)	Torsion: ±180 °/m, Torsion cycles: 1000000
Wave attenuation	2.9 dB (with 1 MHz)
	5 dB (at 4 MHz)
	8.1 dB (at 10 MHz)
	10.4 dB (at 16 MHz)
	11.9 dB (at 20 MHz)
	15.5 dB (at 31.25 MHz)
	26.5 dB (at 62.5 MHz)
	41 dB (at 100 MHz)
Halogen-free	according to IEC 60754-1
Flame resistance	according to IEC 60332-1-2
Resistance to oil	in accordance with DIN EN 60811-2-1
Other resistance	UV resistant (according to UL 1581, Section 1200)
Ambient temperature (operation)	-40 °C ... 80 °C
	-40 °C ... 80 °C

PROFINET RADOX® railway application CAT5 [937]

Cable weight	70 kg/km
Number of positions	4
Shielded	yes
Cable type	PROFINET RADOX® railway application CAT5 [937]
	PROFINET RADOX® railway application CAT5 937
Conductor structure	1x4xAWG22/7, SF/TQ
Signal speed	75 c
Conductor structure signal line	7x 0.25 mm
AWG signal line	22

NBC-M12FSD-R4AC-PN/.../... - Network cable



1408622

<https://www.phoenixcontact.com/us/products/1408622>

Conductor cross section	4x 0.34 mm ²
Wire diameter incl. insulation	approx. 1.5 mm
External cable diameter	6.60 mm ±0.4 mm
Outer sheath, material	PE-X
External sheath, color	black RAL 9005
Conductor material	silver-plated Cu litz wires
Material wire insulation	Foamed PE
Single wire, color	white-blue, orange-yellow
Thickness, outer sheath	approx. 1.00 mm
Overall twist	Star quad
Shielding	Plastic-coated aluminum foil, tinned copper braided shield
Max. conductor resistance	≤ 54.4 Ω/km
Coupling resistance	200.00 mΩ/m (f ≤ 30 MHz)
Wave impedance	100 Ω ±5 Ω (f = 100 MHz)
Working capacitance	≤ 65 pF (Line-line)
	≤ 100 pF (Line-shield)
Nominal voltage, cable	300 V AC
Test voltage	2000 V AC (50 Hz, 5 minutes)
Minimum bending radius, fixed installation	6 x D
Smallest bending radius, fixed installation	40 mm
Near end crosstalk attenuation (NEXT)	73 dB (with 1 MHz)
	70 dB (at 4 MHz)
	65 dB (at 10 MHz)
	57 dB (at 31.5 MHz)
	52 dB (at 62.5 MHz)
	48 dB (at 100 MHz)
Return attenuation (RL)	25 dB (at 4 MHz)
	30 dB (at 10 MHz)
	30 dB (at 31.5 MHz)
	30 dB (at 62.5 MHz)
	28 dB (at 100 MHz)
Remote crosstalk attenuation (FEXT)	25 dB (at 4 MHz)
	30 dB (at 10 MHz)
	30 dB (at 31.5 MHz)
	30 dB (at 62.5 MHz)
	28 dB (at 100 MHz)
Wave attenuation	2 dB (with 1 MHz)
	4.4 dB (at 4 MHz)
	7.4 dB (at 10 MHz)
	14 dB (at 31.5 MHz)
	20 dB (at 62.5 MHz)
	26 dB (at 100 MHz)
Halogen-free	in accordance with EN 50267-2-1
	IEC 60332-1-2

NBC-M12FSD-R4AC-PN/.../... - Network cable



1408622

<https://www.phoenixcontact.com/us/products/1408622>

Flame resistance	EN 50266
	EN 60332-3-25
	NF C32-070, 2.1
	NF C32-070, 2.2
	UL 1685, 12 (FT4)
	in accordance with ISO 6722-1 5.22 (UN ECE-R 118.01)
Fume corrosiveness	EN 50267-2-2
Fume toxicity	BS 6853 B.1
	EN 50305, 9.2
Concentration of fumes	BS 6853 D.8.7
	EN 61034-2
	UL 1685, 12 (FT4)
Resistance to oil	according to IRM 902, 72 h at 100 °C
Fire protection in rail vehicles	BS 6853 (Category Ia, Ib, II)
	GM/RT 2130 (Category Ia, Ib, II)
	EN 45545 (Risk level HL1 - HL3)
	DIN 5510 (Fire protection level 1, 2, 3, 4)
	NF F16-101 (Category A1, A2, B)
	NF F16-101 (Class C/F0)
	NFPA 130
Other resistance	UNI CEI 11170 (Risk level LR1 - LR4)
	Resistance to fuels (according to IRM 903, 168 h at 70 °C)
Ambient temperature (operation)	-50 °C ... 90 °C (cable, fixed installation)
	-40 °C ... 90 °C (Cable, flexible installation)

PROFINET stranded CAT5 [93M]

UL AWM Style	21238 (80 °C / 600 V)
Number of positions	4
Shielded	yes
Cable type	PROFINET stranded CAT5 [93M]
	PROFINET stranded CAT5 93M
Conductor structure	1x4xAWG22/7, SF/TQ
AWG signal line	22
Conductor cross section	4x 0.34 mm ²
Wire diameter incl. insulation	1.56 mm ±0.05 mm
External cable diameter	6.50 mm ±0.2 mm
Outer sheath, material	PUR
External sheath, color	green RAL 6018
Conductor material	Tin-plated Cu litz wires
Material wire insulation	PE
Single wire, color	white, yellow, blue, orange
Overall twist	Star quad
Shielding	Aluminum-coated foil, tinned copper braided shield
Optical shield covering	85 %

NBC-M12FSD-R4AC-PN/.../... - Network cable



1408622

<https://www.phoenixcontact.com/us/products/1408622>

Insulation resistance	$\geq 500 \text{ M}\Omega \cdot \text{km}$
Loop resistance	$\leq 120.00 \text{ }\Omega/\text{km}$
Wave impedance	$100 \text{ }\Omega \pm 15 \text{ }\Omega$ (at 100 MHz)
Nominal voltage, cable	$\leq 100 \text{ V}$
Test voltage Core/Core	2000 V (50 Hz, 1 min.)
Test voltage Core/Shield	2000.00 V (50 Hz, 1 min.)
Minimum bending radius, fixed installation	5 x D
Minimum bending radius, flexible installation	10 x D
Halogen-free	according to IEC 60754-1
Flame resistance	according to CSA C 22.2 No. 210-FT1
Ambient temperature (operation)	-40 °C ... 80 °C
	-40 °C ... 80 °C (Cable, flexible installation)

Sercos III [93K]

Cable weight	68 kg/km
UL AWM Style	21694 (60 °C / 600 V)
Number of positions	4
Shielded	yes
Cable type	Sercos III [93K] Sercos III 93K
Conductor structure	1x4xAWG22/7, SF/TQ
Signal runtime	5.3 ns/m
Conductor structure signal line	7x 0.25 mm
AWG signal line	22
Conductor cross section	4x 0.34 mm ²
Wire diameter incl. insulation	approx. 1.55 mm
External cable diameter	6.50 mm \pm 0.2 mm
Outer sheath, material	PVC
External sheath, color	signal red RAL 3020
Conductor material	Tin-plated Cu litz wires
Material wire insulation	PE
Single wire, color	white, yellow, blue, orange
Thickness, outer sheath	approx. 0.90 mm
Type of pair shielding	Aluminum-lined polyester foil
Overall twist	Star quad
Shielding	Tinned copper braided shield
Max. conductor resistance	$\leq 120 \text{ }\Omega/\text{km}$
Insulation resistance	$\geq 0.5 \text{ G}\Omega \cdot \text{km}$
Coupling resistance	$\leq 20.00 \text{ m}\Omega/\text{m}$ (at 10 Hz)
Wave impedance	$100 \text{ }\Omega \pm 15 \text{ }\Omega$ (at 100 MHz)
Nominal voltage, cable	600 V
Test voltage Core/Core	2000 V (50 Hz, 1 min.)
Test voltage Core/Shield	2000.00 V (50 Hz, 1 min.)
Minimum bending radius, fixed installation	3 x D

NBC-M12FSD-R4AC-PN/.../... - Network cable



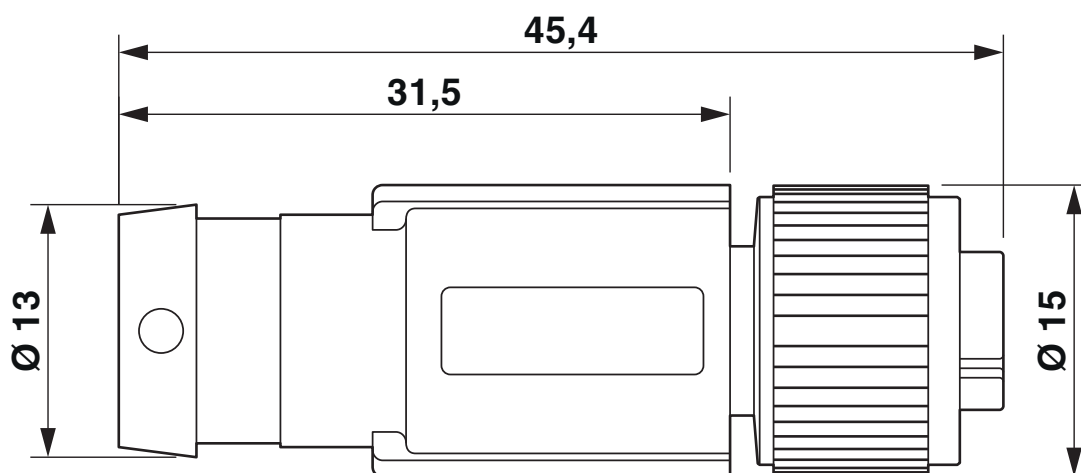
1408622

<https://www.phoenixcontact.com/us/products/1408622>

Minimum bending radius, flexible installation	7 x D
Smallest bending radius, fixed installation	20 mm
Smallest bending radius, movable installation	46 mm
Flame resistance	according to UL 1685 (CSA FT 4)
Resistance to oil	Resistant to oil to a limited extent
Other resistance	UV resistant (according to UL 1581, Section 1200)
Ambient temperature (operation)	-40 °C ... 70 °C (cable, fixed installation)
	-40 °C ... 70 °C (Cable, flexible installation)

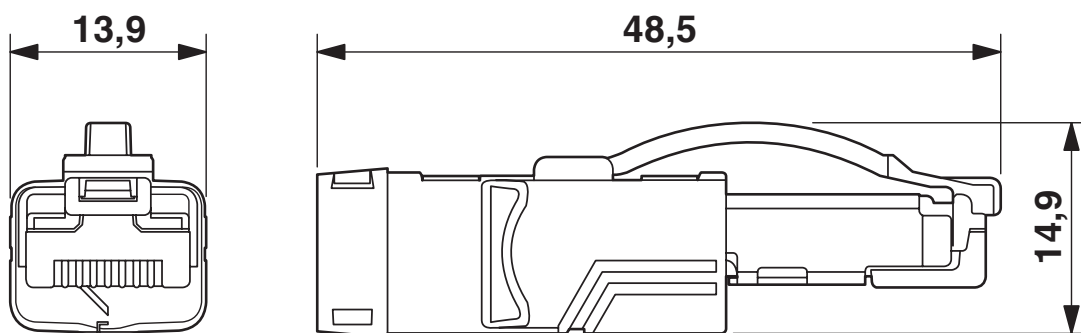
Drawings

Dimensional drawing



M12 x 1 socket, straight, shielded

Dimensional drawing

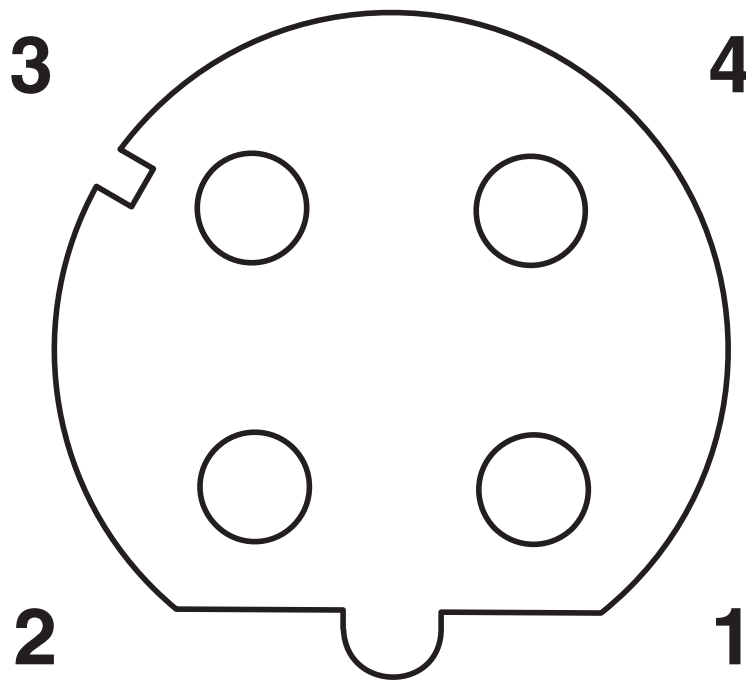


RJ45 connector, IP20

1408622

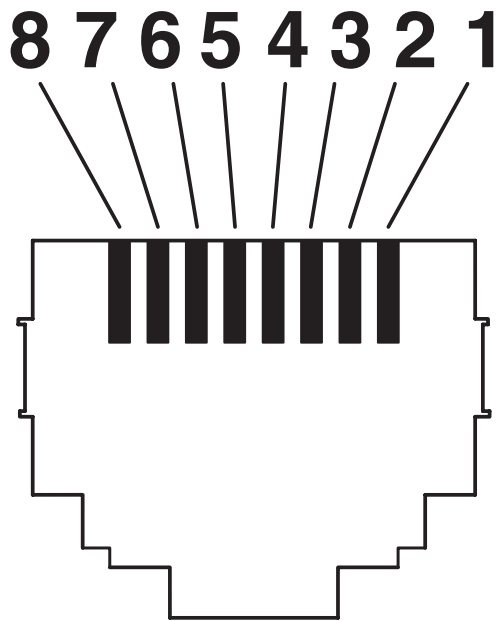
<https://www.phoenixcontact.com/us/products/1408622>

Schematic diagram



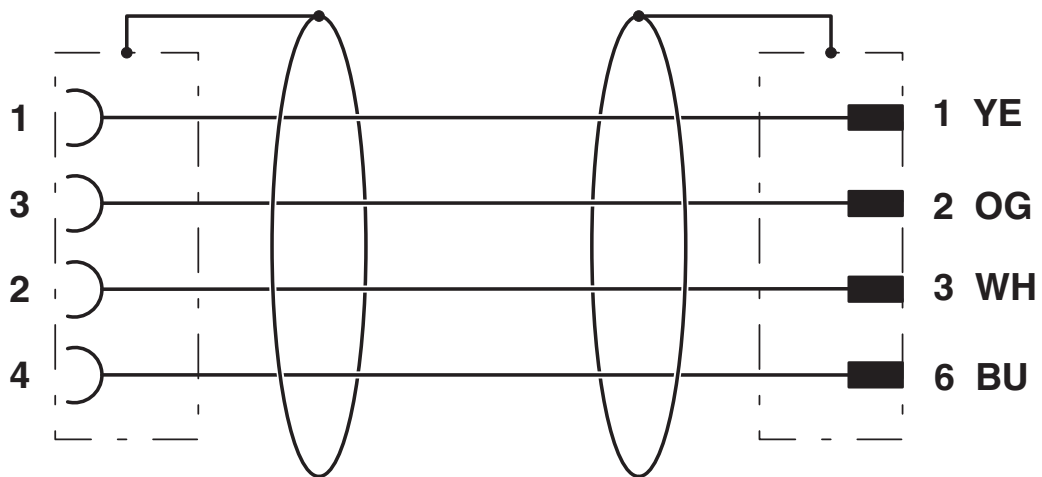
Pin assignment M12 socket, 4-pos., D-coded, female side

Schematic diagram



Connector pin assignment plug RJ45

Circuit diagram



Contact assignment of the M12 socket and the RJ45 plug

NBC-M12FSD-R4AC-PN/.../... - Network cable





1408622


<https://www.phoenixcontact.com/us/products/1408622>

Approvals

To download certificates, visit the product detail page: <https://www.phoenixcontact.com/us/products/1408622>

<div>UL Listed Approval ID: FILE E 335024</div>				
	Nominal voltage U_N	Nominal current I_N	Cross section AWG	Cross section mm^2
keine				
	30 V	4 A	-	-

<div>cUL Listed Approval ID: FILE E 335024</div>				
	Nominal voltage U_N	Nominal current I_N	Cross section AWG	Cross section mm^2
keine				
	60 V	0.5 A	-	-

<div>EAC-RoHS Approval ID: RU D-DE.HB35.B.00387</div>				
---	--	--	--	--

NBC-M12FSD-R4AC-PN/.../... - Network cable



1408622

<https://www.phoenixcontact.com/us/products/1408622>

Classifications

ECLASS

ECLASS-13.0	27060307
ECLASS-15.0	27060307

ETIM

ETIM 9.0	EC001855
----------	----------

UNSPSC

UNSPSC 21.0	26121600
-------------	----------

Environmental product compliance

EU RoHS	
Fulfills EU RoHS substance requirements	Yes, No exemptions
China RoHS	
Environment friendly use period (EFUP)	EFUP-E
	No hazardous substances above the limits
EU REACH SVHC	
REACH candidate substance (CAS No.)	No substance above 0.1 wt%