

ANT-OMNI-0671-02 - Antenna



1396318

<https://www.phoenixcontact.com/us/products/1396318>

Please be informed that the data shown in this PDF document is generated from our online catalog. Please find the complete data in the user documentation. Our general terms of use for downloads are valid.



Multiband omnidirectional antenna with protection against vandalism for control cabinet mounting, frequency band: 0.6 GHz ... 7.1 GHz, gain: 2 dBi ... 4 dBi, degree of protection: IP67, shockproof: IK10, seawater-resistant, connection: N (female)

Your advantages

- Ideally suited for freely mobile or stationary applications in 2G/3G/4G/5G cellular networks
- Universal use with the wide frequency range
- Resistant to salt water
- Impact-resistant housing (IK08)
- Future-proof, thanks to the use of lead-free materials

Commercial data

Item number	1396318
Packing unit	1 pc
Minimum order quantity	1 pc
Sales key	DN23
Product key	DNC6A2
GTIN	4063151780524
Weight per piece (including packing)	130 g
Weight per piece (excluding packing)	127 g
Customs tariff number	85177100
Country of origin	TW

ANT-OMNI-0671-02 - Antenna

1396318

<https://www.phoenixcontact.com/us/products/1396318>



Technical data

Notes

Note on application

Note on application	Only for industrial use
---------------------	-------------------------

Product properties

Product type	Antenna
Scope of supply	including mounting material
Radiation characteristics	Omnidirectional
Gain	2 dBi (617 MHz ... 960 MHz)
	3 dBi (1.7 GHz ... 2.7 GHz)
	4 dBi (3.3 GHz ... 7.1 GHz)
Vertical beamwidth	55 ° (617 MHz ... 960 MHz)
	45 ° (1.7 GHz ... 2.7 GHz)
	30 ° (3.3 GHz ... 7.1 GHz)
Horizontal beamwidth	360 °
Polarization	Linear vertical

Electrical properties

Frequency band	2400 MHz
	868 MHz
	700 MHz
	800 MHz
	850 MHz
	900 MHz
	1700 MHz
	1800 MHz
	1900 MHz
	2100 MHz
	2600 MHz
	3600 MHz
	5 GHz
Frequency range	0.6 GHz ... 7.1 GHz
Impedance	50 Ω
Maximum capacity	10.00 W
Voltage standing wave ratio VSWR in a 50 Ω system	≤ 3.50

Connection data

Connection technology

Connection method	N (female)
-------------------	------------

Dimensions

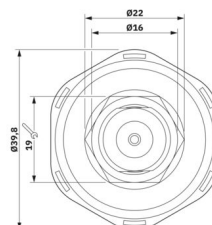
ANT-OMNI-0671-02 - Antenna

1396318

<https://www.phoenixcontact.com/us/products/1396318>



Dimensional drawing



Height	77.7 mm
Diameter	38 mm

Material specifications

Material (Radom)	Polycarbonate
	PBT
Flammability rating according to UL 94	V0

Cable/line

Other resistance	salt water resistant
------------------	----------------------

Environmental and real-life conditions

Ambient conditions

Degree of protection	IP67
Impact strength	IK10
Ambient temperature (operation)	-40 °C ... 85 °C
Ambient temperature (storage/transport)	-40 °C ... 85 °C
Wind velocity	220 km/h

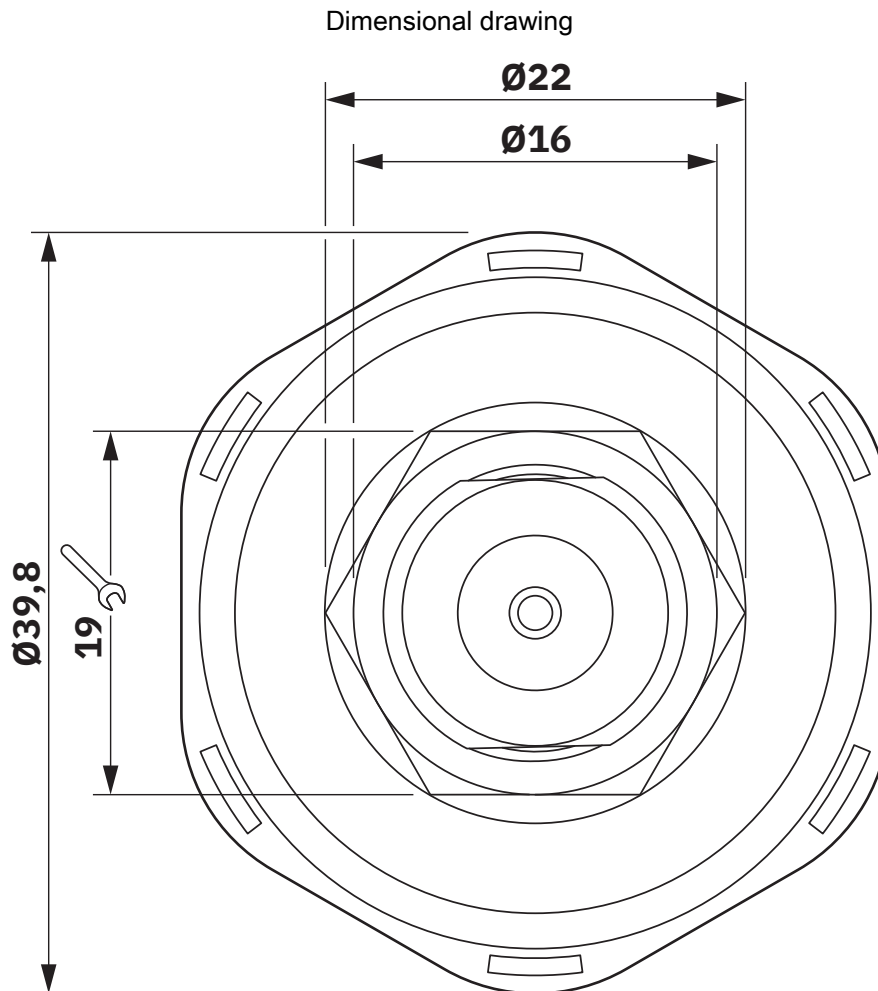
Standards and regulations

Other resistance	salt water resistant
------------------	----------------------

Mounting

Mounting type	Panel mounting
	Control cabinet mounting
Assembly note	Outdoors and indoors

Drawings



Dimensional drawing

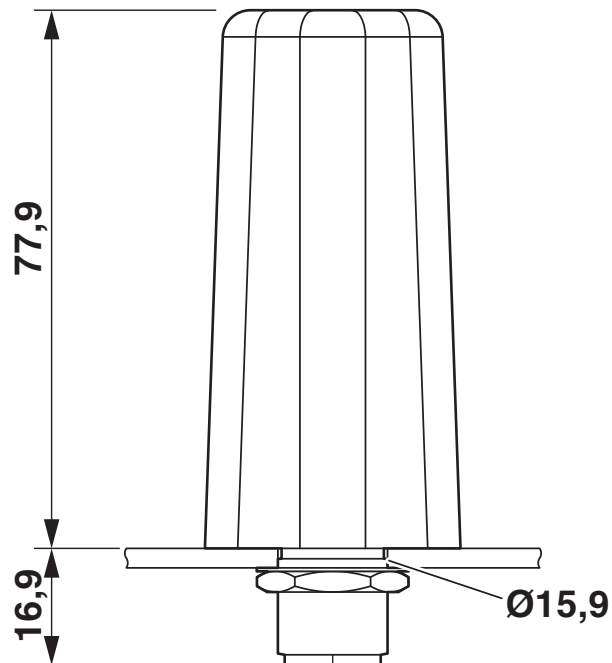
ANT-OMNI-0671-02 - Antenna

1396318

<https://www.phoenixcontact.com/us/products/1396318>

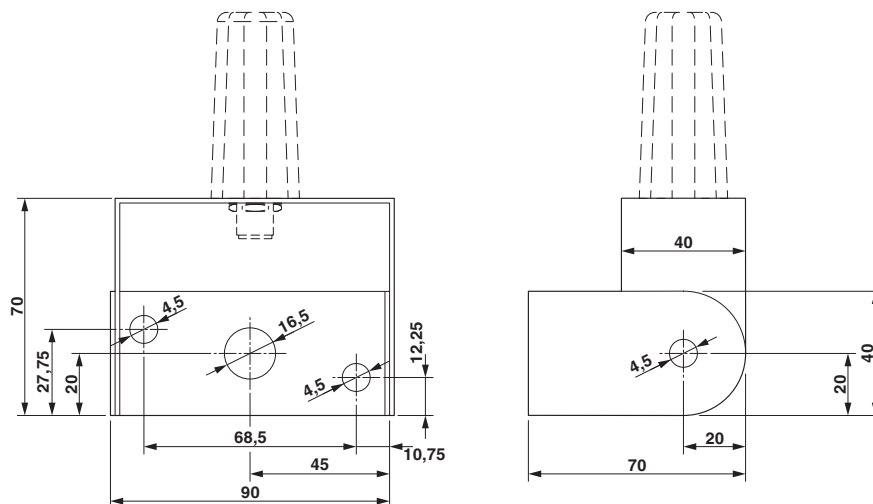


Dimensional drawing



Dimensional drawing, side view

Dimensional drawing



RAD-ANT-VAN-MKT mounting bracket

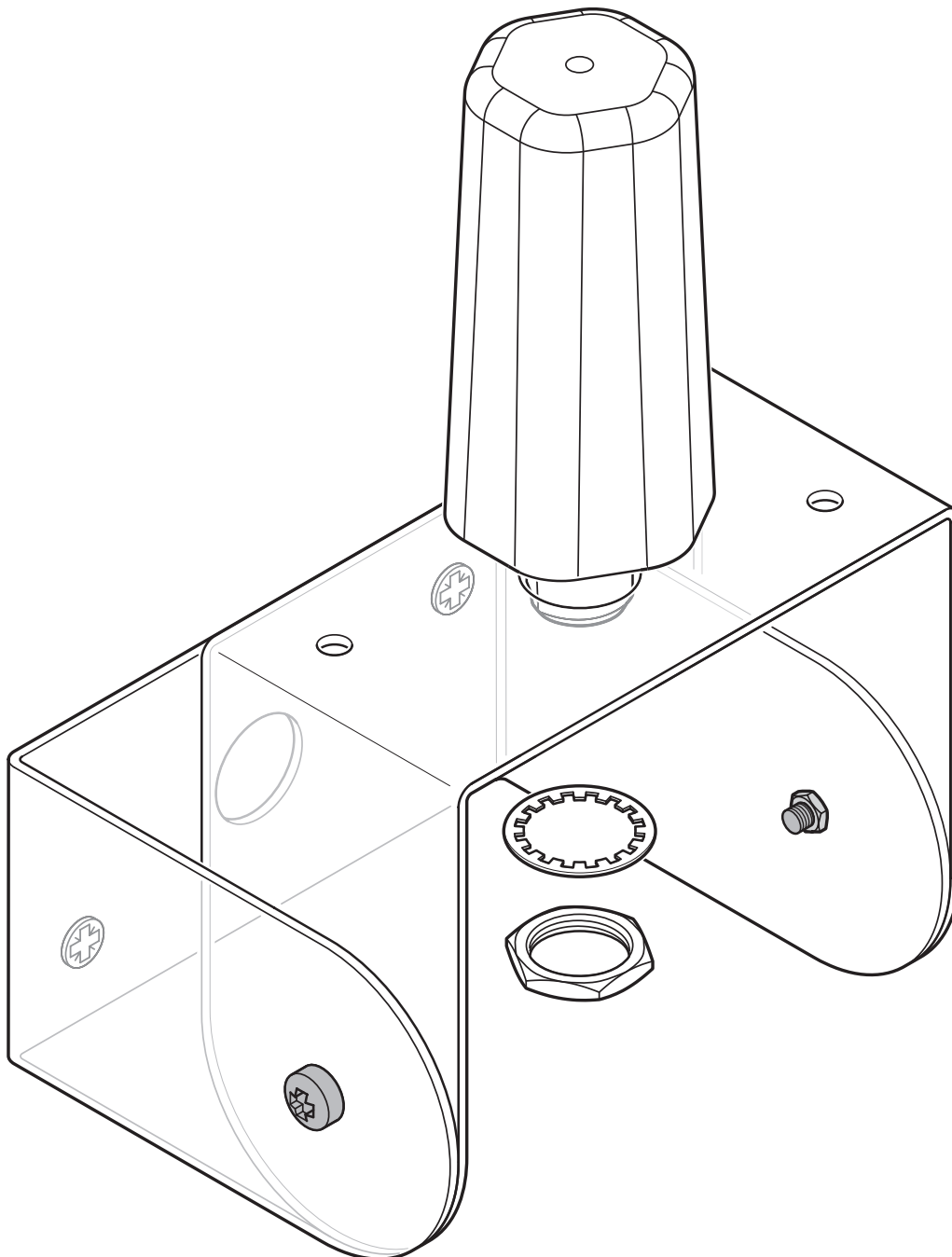
ANT-OMNI-0671-02 - Antenna

1396318

<https://www.phoenixcontact.com/us/products/1396318>



Schematic diagram



Mounting on a bracket (available as an accessory)

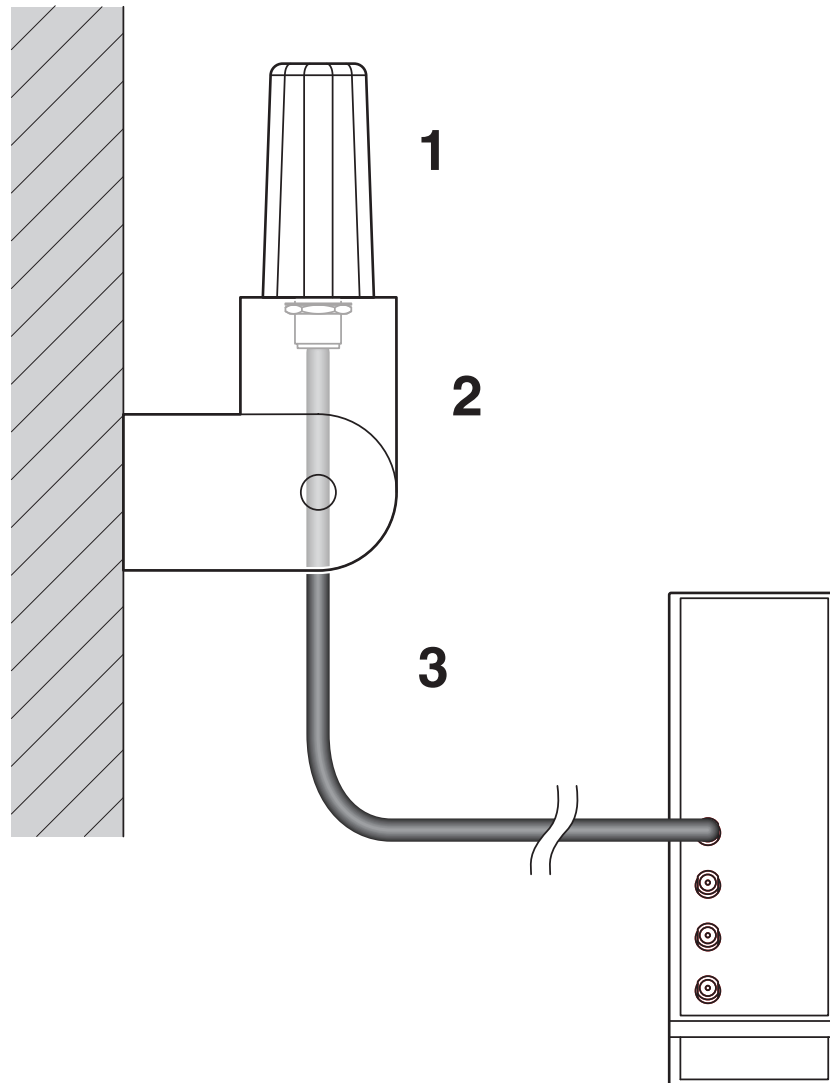
ANT-OMNI-0671-02 - Antenna

1396318

<https://www.phoenixcontact.com/us/products/1396318>



Schematic diagram



Installation example (bracket and antenna cable available as accessories)

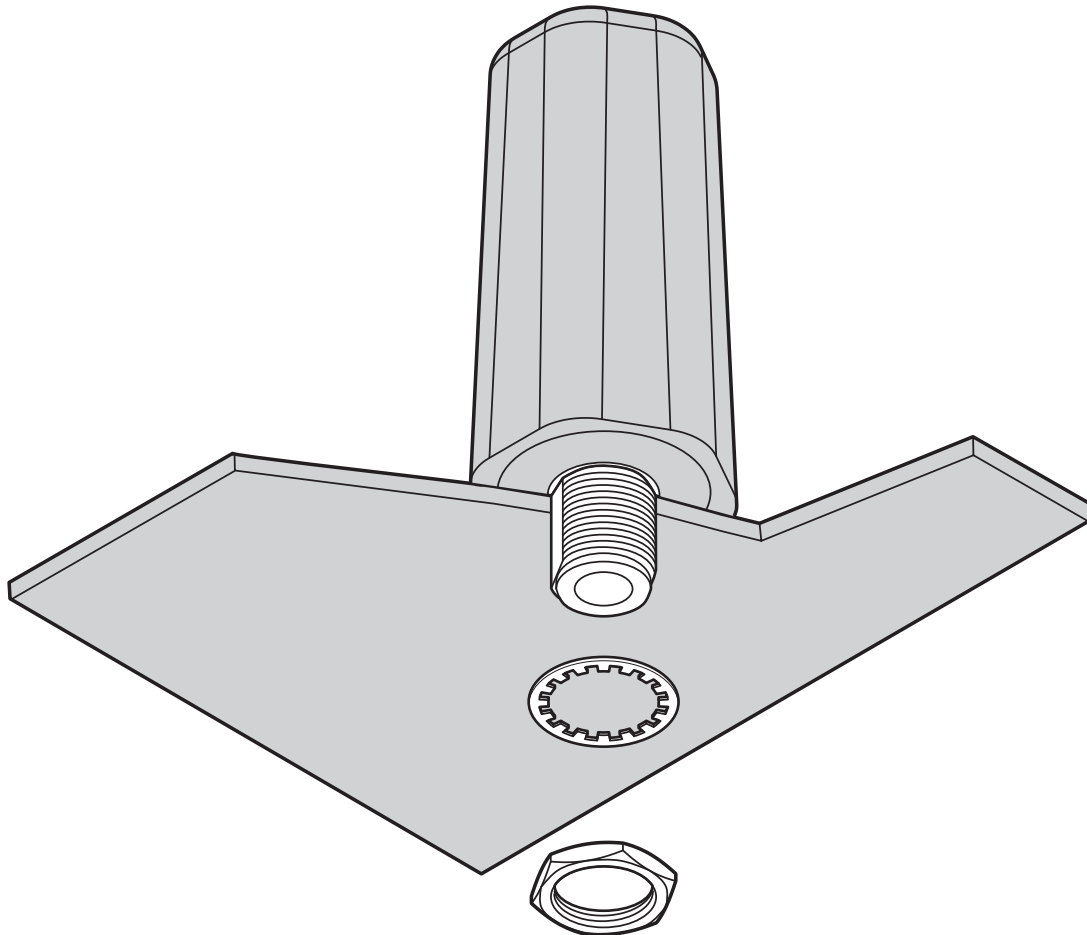
ANT-OMNI-0671-02 - Antenna

1396318

<https://www.phoenixcontact.com/us/products/1396318>



Schematic diagram



Mounting on the control cabinet

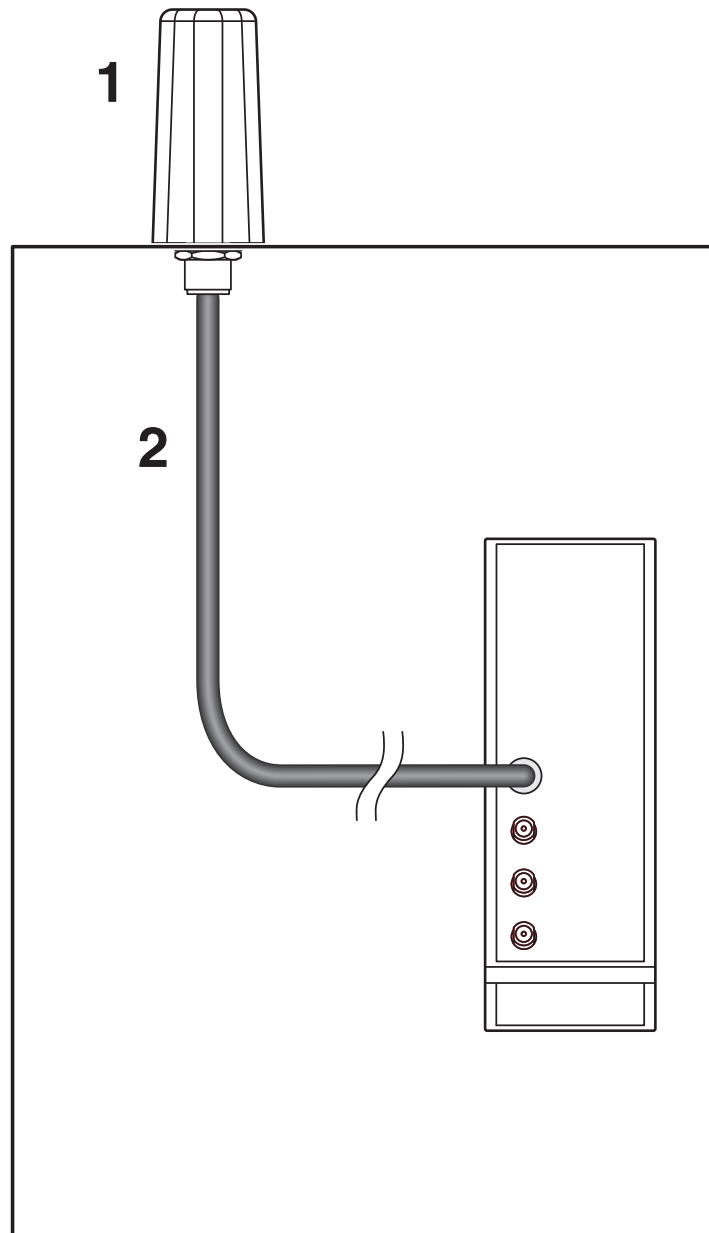
ANT-OMNI-0671-02 - Antenna

1396318

<https://www.phoenixcontact.com/us/products/1396318>



Schematic diagram



Installation example (antenna cable available as an accessory)

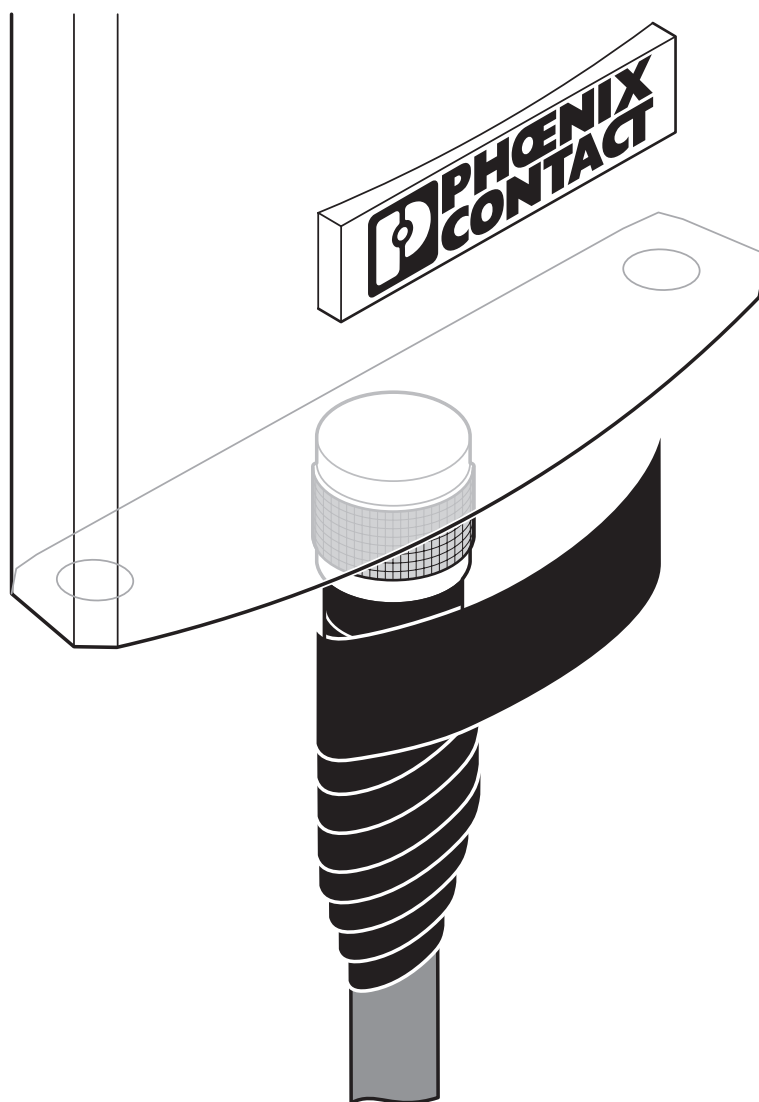
ANT-OMNI-0671-02 - Antenna

1396318

<https://www.phoenixcontact.com/us/products/1396318>

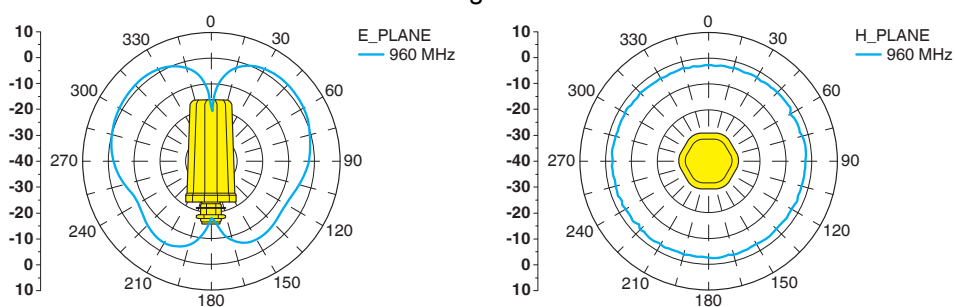


Schematic diagram



Sealing tape available as an accessory

Diagram



960 MHz directional characteristics

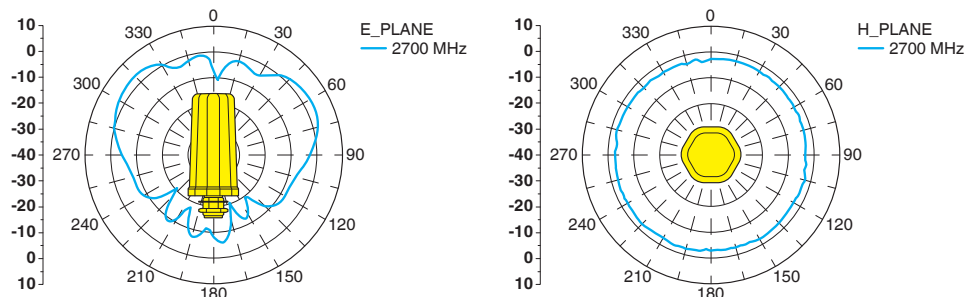
ANT-OMNI-0671-02 - Antenna

1396318

<https://www.phoenixcontact.com/us/products/1396318>

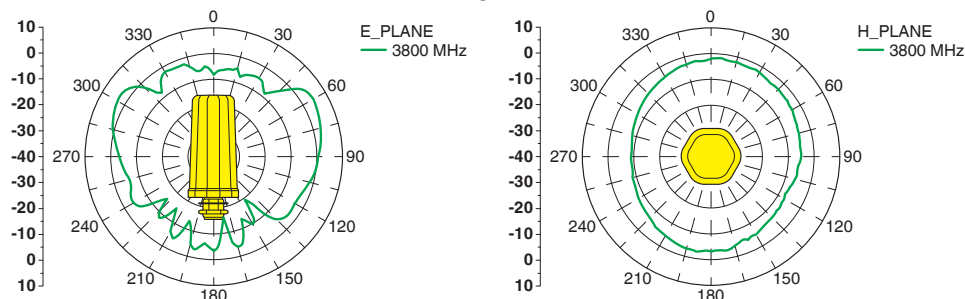


Diagram



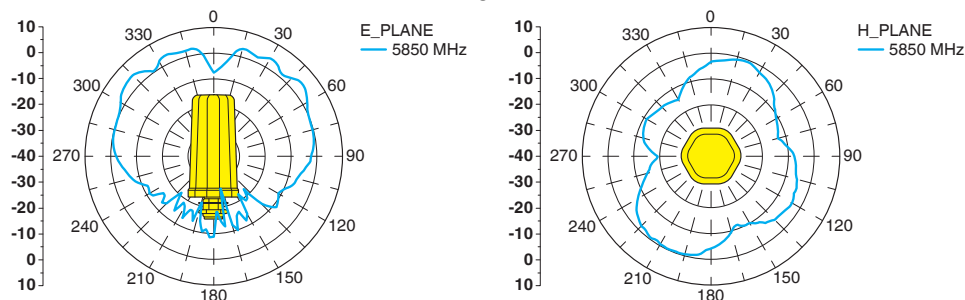
2700 MHz directional characteristics

Diagram



3800 MHz directional characteristics

Diagram



5850 MHz directional characteristics

ANT-OMNI-0671-02 - Antenna



1396318

<https://www.phoenixcontact.com/us/products/1396318>

Classifications

ECLASS

ECLASS-13.0	19070105
ECLASS-15.0	19070105

ETIM

ETIM 9.0	EC001698
----------	----------

UNSPSC

UNSPSC 21.0	43223100
-------------	----------

ANT-OMNI-0671-02 - Antenna



1396318
<https://www.phoenixcontact.com/us/products/1396318>

Environmental product compliance

EU RoHS	
Fulfills EU RoHS substance requirements	Yes, No exemptions
China RoHS	
Environment friendly use period (EFUP)	EFUP-E
	No hazardous substances above the limits
EU REACH SVHC	
REACH candidate substance (CAS No.)	No substance above 0.1 wt%

Phoenix Contact 2025 © - all rights reserved
<https://www.phoenixcontact.com>

Phoenix Contact USA
586 Fulling Mill Road
Middletown, PA 17057, United States
(+717) 944-1300
info@phoenixcon.com