

# PTCB E1 24DC/0.5A NO - Electronic circuit breaker



1361051

<https://www.phoenixcontact.com/us/products/1361051>

Please be informed that the data shown in this PDF document is generated from our online catalog. Please find the complete data in the user documentation. Our general terms of use for downloads are valid.



Single-channel, electronic device protection for 12-24 V DC loads. Fixed nominal current value: 0.5 A. With remote signaling and active current limitation. Can be combined with CLIPLINE terminal blocks. For installation on DIN rails.

## Your advantages

- Precise fault localization and fast recovery thanks to status message and local and remote reset options
- Effortless system planning due to precise shutdown and low voltage losses
- More space in the control cabinet due to integrated potential distribution of positive and negative in 6 mm
- Simple application setup due to bridging option to CLIPLINE complete terminal block system

## Commercial data

Item number	1361051
Packing unit	1 pc
Minimum order quantity	1 pc
Sales key	CL10
Product key	CLA135
GTIN	4063151696566
Weight per piece (including packing)	32 g
Weight per piece (excluding packing)	25.81 g
Customs tariff number	85363010
Country of origin	DE

# PTCB E1 24DC/0.5A NO - Electronic circuit breaker



1361051

<https://www.phoenixcontact.com/us/products/1361051>

## Technical data

### Notes

#### General

Note	Connection for signal line tested in accordance with EN 61000-4-4 with 1 kV; if necessary, customer must provide appropriate protective measures
	Repeated hard short circuits can reduce the melting integral of the integrated backup fuse.

### Product properties

Product type	Device circuit breakers
Product family	PTCB
Type	DIN rail module, one-piece
Number of positions	1
No. of channels	1

#### Insulation characteristics

Protection class	III
Pollution degree	2

### Electrical properties

#### General

Operating voltage	10 V DC ... 30 V DC
Rated voltage	12 V DC
	24 V DC
Rated current $I_N$	15 A DC (Total current input)
	0.5 A DC (Rated current output)
Rated current $I_N$	0.5 A DC
Rated current (pre-adjusted)	0.5 A
Rated surge voltage	0.5 kV
Tripping method	E (electronic)
Feedback resistance	max. 35 V DC
Required backup fuse	Only required if $I_{max}$ of the power supply > the short-circuit switching capacity. Integrated failsafe element.
Short-circuit switching capacity	300 A
Dielectric strength	max. 35 V DC (Load circuit)
Active current limitation	typ. $1,1 \times I_N$
Fuse	electronic
Efficiency	> 98.5 %
Closed circuit current $I_0$	typ. 5 mA
Power dissipation	typ. 0.1 W (No-load operation)
	< 0.7 W (Nominal operation)
Module initialization time	40 ms

# PTCB E1 24DC/0.5A NO - Electronic circuit breaker



1361051

<https://www.phoenixcontact.com/us/products/1361051>

Waiting time after switch off of a channel	5 s (at overload / short circuit)
Measuring tolerance I	± 7 %
Temperature derating	15 A (Total current at 60°C) 20 A (Total current at 50°C)
MTBF (IEC 61709, SN 29500)	28514399 h (at 25 °C with 21 % load) 12204051 h (at 40°C with 34.25% load) 1714089 h (at 60°C with 100% load)
Voltage drop	0.28 V (at 0.5 A)
Fail-safe element	4 A DC
Contact switching type	without electrical isolation

## Load circuit

Shutdown time	≤ 600 ms ≥ 24 ms (depending on the available load) Shutdown, typical, 1.1 x I <sub>N</sub>
Undervoltage switch-off	≤ 9.2 V DC (active) ≥ 10.2 V DC (inactive)
Overvoltage switch-off	≥ 30.5 V DC (active) ≤ 29.5 V DC (inactive)
Max. capacitive load	5.7 mF (Depending on the current setting and the short-circuit current available)

## Indicator/remote signaling

Connection name	Remote indication circuit
Switching function	N/O contact
Operating voltage	0 V DC ... 30 V DC
Operating current	100 mA DC

## Connection data

### Main circuit IN+

Connection method	Push-in connection
Stripping length	8 mm
Conductor cross-section flexible	0.2 mm² ... 2.5 mm²
Conductor cross-section rigid	0.2 mm² ... 4 mm²
Conductor cross-section AWG	24 ... 12
Conductor cross-section, flexible, with ferrule, with plastic sleeve	0.2 mm² ... 2.5 mm²
Conductor cross-section flexible, with ferrule without plastic sleeve	0.2 mm² ... 2.5 mm²

### Main circuit IN-

Connection method	Push-in connection
Stripping length	8 mm
Conductor cross-section flexible	0.2 mm² ... 2.5 mm²
Conductor cross-section rigid	0.2 mm² ... 4 mm²
Conductor cross-section AWG	24 ... 12

# PTCB E1 24DC/0.5A NO - Electronic circuit breaker



1361051

<https://www.phoenixcontact.com/us/products/1361051>

Conductor cross-section, flexible, with ferrule, with plastic sleeve	0.2 mm² ... 2.5 mm²
Conductor cross-section flexible, with ferrule without plastic sleeve	0.2 mm² ... 2.5 mm²

## Main circuit OUT

Connection method	Push-in connection
Stripping length	8 mm
Conductor cross-section flexible	0.2 mm² ... 2.5 mm²
Conductor cross-section rigid	0.2 mm² ... 4 mm²
Conductor cross-section AWG	24 ... 12
Conductor cross-section, flexible, with ferrule, with plastic sleeve	0.2 mm² ... 2.5 mm²
Conductor cross-section flexible, with ferrule without plastic sleeve	0.2 mm² ... 2.5 mm²

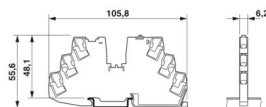
## Remote indication circuit

Connection method	Push-in connection
Stripping length	8 mm
Conductor cross-section flexible	0.2 mm² ... 2.5 mm²
Conductor cross-section rigid	0.2 mm² ... 4 mm²
Conductor cross-section AWG	24 ... 14
Conductor cross-section, flexible, with ferrule, with plastic sleeve	0.2 mm² ... 2.5 mm²
Conductor cross-section flexible, with ferrule without plastic sleeve	0.2 mm² ... 2.5 mm²

## Signaling

Channel LED off	off (Channel switched off)
Channel LED yellow	flashing (Programming mode active)
Channel LED green	lit (Channel switched on)
Channel LED red	lit (Channel switched off, over- or undervoltage active)
	ON temporarily (Channel switched off, 5 s cool-down phase, overload or short-circuit release)
	flashing (Channel switched off, ready to be switched back on, overload or short-circuit release)
	flashing quickly (Channel switched off, external voltage at the output, possible installation error)

## Dimensions

Dimensional drawing	
Width	6.2 mm
Height	105.8 mm
Depth	55.6 mm (incl. DIN rail 7.5 mm)

## Material specifications

# PTCB E1 24DC/0.5A NO - Electronic circuit breaker



1361051

<https://www.phoenixcontact.com/us/products/1361051>

Color	gray (RAL 7042)
Material	PBT
	PBT
Flammability rating according to UL 94	V-0

## Environmental and real-life conditions

### Ambient conditions

Degree of protection	IP20
Ambient temperature (operation)	-30 °C ... 60 °C
Ambient temperature (storage/transport)	-40 °C ... 70 °C
Altitude	≤ 3000 m up to 52 °C (amsl)
	≤ 4000 m up to 46 °C (amsl)
Humidity test	96 h, 95 % RH, 40 °C
Shock (operation)	30g (IEC 60068-2-27, Test Ea)
Vibration (operation)	10 Hz ... 59.6 Hz (Amplitude ±0.35 mm; in accordance with IEC 60068-2-6, Test Fc)
	59.6 Hz ... 150 Hz (Acceleration 5g; in accordance with IEC 60068-2-6, Test Fc)
	5 Hz ... 100 Hz (Resonance search 4g; resonance frequency 4g; 90 min in accordance with DNV GL Class B)

## Approvals

### UL approval

Identification	UL/C-UL Listed UL 508
	UL Recognized UL 2367
	NEC Class 2 according to UL 1310
	UL/C-UL Listed ANSI/UL 121201 Class I, Division 2, Groups A, B, C, D (Hazardous Location)

### DNV GL

Identification	Shipbuilding approval
----------------	-----------------------

### Corrosive gas test

Identification	ISA S71.04.2013 G3 Harsh Group A
----------------	----------------------------------

### Shipbuilding data

Temperature	A
Humidity	B
Vibration	B
EMC	A
Enclosure	A

## Standards and regulations

Standards/specifications	EN 61000-6-2
Note	EMC – Immunity for industrial areas
Standards/specifications	EN 61000-6-3

# PTCB E1 24DC/0.5A NO - Electronic circuit breaker



1361051

<https://www.phoenixcontact.com/us/products/1361051>

Note	EMC – Emission for residential, business and commercial properties and small operations
Standards/specifications	EN 60068-2-78
Note	Environmental influences – Moisture and heat, constant
Standards/specifications	EN 50178
Note	Equipping power installations with electronic equipment
Standards/specifications	EN 60068-2-6
Note	Environmental influences – Vibrations (sinusoidal)
Standards/specifications	EN 60068-2-27
Note	Environmental influences – Shocks
Standards/specifications	EN 60068-2-30
Note	Environmental influences – Part 2–30: Tests – Test Db: Damp heat, cyclical

## Mounting

Mounting type	DIN rail: 35 mm
---------------	-----------------

# PTCB E1 24DC/0.5A NO - Electronic circuit breaker

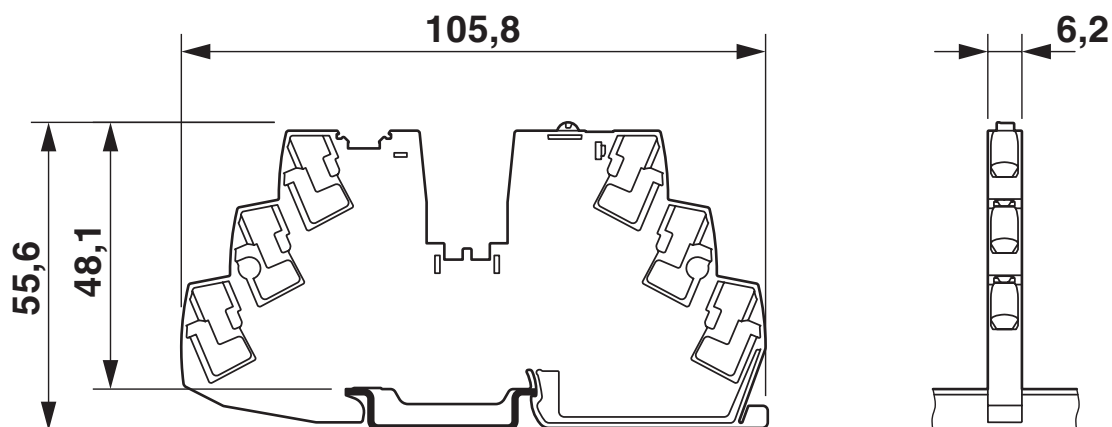


1361051

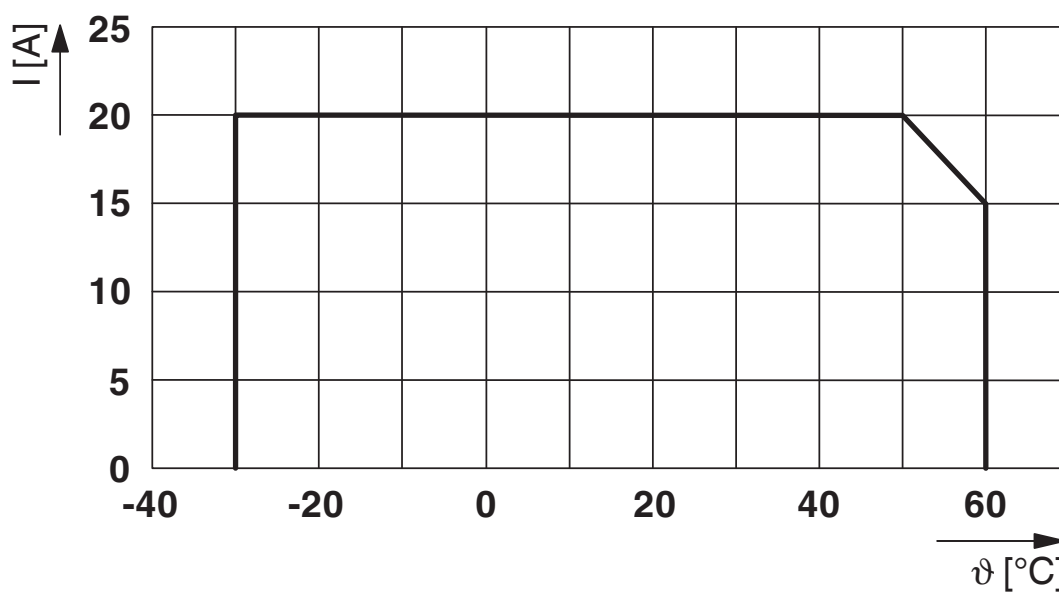
<https://www.phoenixcontact.com/us/products/1361051>

## Drawings

Dimensional drawing

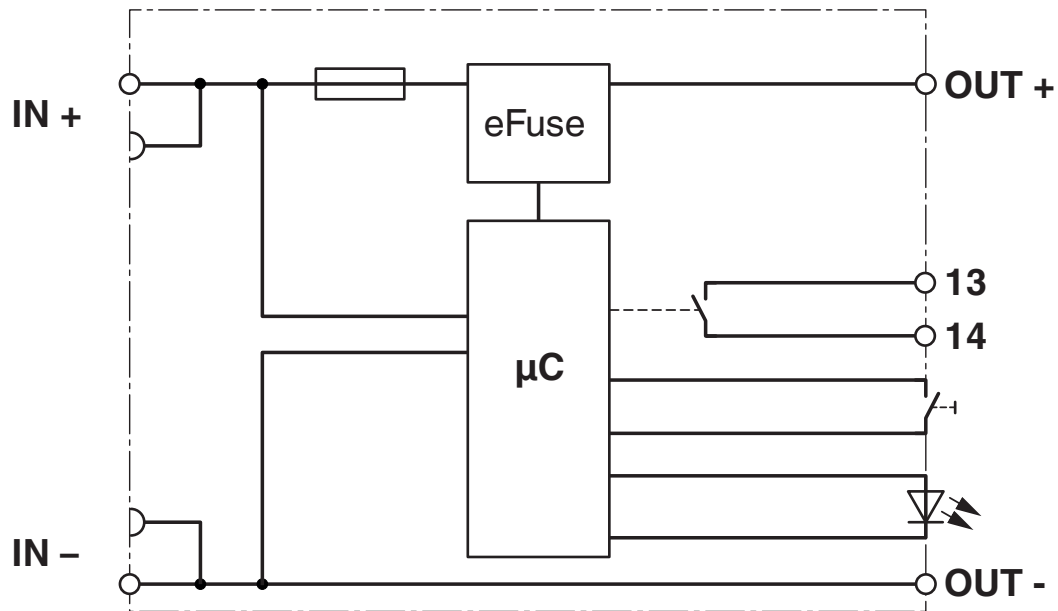


Diagram



Total current input

Block diagram





# PTCB E1 24DC/0.5A NO - Electronic circuit breaker



1361051

<https://www.phoenixcontact.com/us/products/1361051>

## Approvals

To download certificates, visit the product detail page: <https://www.phoenixcontact.com/us/products/1361051>



**UL Recognized**

Approval ID: E317172-20170817



**UL Listed**

Approval ID: E123528-20170530



**cUL Listed**

Approval ID: E123528-20170530



**DNV GL**

Approval ID: TAE00003UT



**UL Recognized**

Approval ID: E324415-20201030



**cUL Listed**

Approval ID: E483407-20201030



**UL Listed**

Approval ID: E483407-20201030

# PTCB E1 24DC/0.5A NO - Electronic circuit breaker



1361051

<https://www.phoenixcontact.com/us/products/1361051>

## Classifications

### ECLASS

ECLASS-13.0	27140401
ECLASS-15.0	27140401

### ETIM

ETIM 9.0	EC003538
----------	----------

### UNSPSC

UNSPSC 21.0	39121400
-------------	----------

# PTCB E1 24DC/0.5A NO - Electronic circuit breaker



1361051

<https://www.phoenixcontact.com/us/products/1361051>

## Environmental product compliance

### EU RoHS

Fulfills EU RoHS substance requirements	Yes
Exemption	7(a), 7(c)-I

### China RoHS

Environment friendly use period (EFUP)	EFUP-50
	An article-related China RoHS declaration table can be found in the download area for the respective article under "Manufacturer declaration". For all articles with EFUP-E, no China RoHS declaration table issued and required.

### EU REACH SVHC

REACH candidate substance (CAS No.)	Lead(CAS: 7439-92-1)
SCIP	47566145-b6a2-4513-951f-b175887ec52b

### EF3.0 Climate Change

CO2e kg	1.698 kg CO2e
---------	---------------

Phoenix Contact 2025 © - all rights reserved  
<https://www.phoenixcontact.com>

Phoenix Contact USA  
586 Fulling Mill Road  
Middletown, PA 17057, United States  
(+717) 944-1300  
[info@phoenixcon.com](mailto:info@phoenixcon.com)