

# SPC 4/11-STTL-6,35 - PCB connector



1233129

<https://www.phoenixcontact.com/us/products/1233129>

Please be informed that the data shown in this PDF document is generated from our online catalog. Please find the complete data in the user documentation. Our general terms of use for downloads are valid.



PCB connector, nominal cross section: 4 mm<sup>2</sup>, color: black, nominal current: 24 A, rated voltage (III/2): 1000 V, contact surface: Sn, contact connection type: Socket, number of potentials: 11, number of rows: 1, number of positions: 11, number of connections: 11, product range: SPC 4/-STTL, pitch: 6.35 mm, connection method: Push-in spring connection, conductor/PCB connection direction: 0 °, locking clip: - without locking clip, plug-in system: COMBICON PC 4, locking: Snap-in locking, mounting method: Latching flange, type of packaging: packed in cardboard

## Your advantages

- Intuitive locking mechanism prevents accidental disconnection
- Time saving push-in connection, tools not required
- Defined contact force ensures that contact remains stable over the long term
- Optimized for tight installation situations: operation and conductor connection from one direction
- 600 V UL approval in the smallest of dimensions

## Commercial data

Item number	1233129
Packing unit	25 pc
Minimum order quantity	25 pc
Note	Made to order (non-returnable)
Sales key	AA04
Product key	AADFAC
GTIN	4063151336035
Weight per piece (including packing)	41.04 g
Weight per piece (excluding packing)	49 g
Customs tariff number	85366990
Country of origin	CN

# SPC 4/11-STTL-6,35 - PCB connector



1233129

<https://www.phoenixcontact.com/us/products/1233129>

## Technical data

### Product properties

Product type	PCB connector
Product family	SPC 4/...-STTL
Product line	COMBICON Connectors L
Number of positions	11
Pitch	6.35 mm
Number of connections	11
Number of rows	1
Number of potentials	11

### Electrical properties

#### Properties

Nominal current $I_N$	24 A
Nominal voltage $U_N$	1000 V
Contact resistance	0.81 mΩ
Rated voltage (III/3)	1000 V
Rated surge voltage (III/3)	8 kV
Rated voltage (III/2)	1000 V
Rated surge voltage (III/2)	8 kV
Rated voltage (II/2)	1000 V
Rated surge voltage (II/2)	6 kV

### Connection data

#### Connection technology

Connector system	COMBICON PC 4
Nominal cross section	4 mm <sup>2</sup>
Contact connection type	Socket

#### Interlock

Locking type	Snap-in locking
Mounting type	Latching flange

#### Conductor connection

Connection method	Push-in spring connection
Conductor/PCB connection direction	0 °
Conductor cross-section rigid	0.2 mm <sup>2</sup> ... 4 mm <sup>2</sup>
Conductor cross-section flexible	0.2 mm <sup>2</sup> ... 4 mm <sup>2</sup>
Conductor cross-section AWG	24 ... 10
Conductor cross-section flexible, with ferrule without plastic sleeve	0.25 mm <sup>2</sup> ... 4 mm <sup>2</sup>
Conductor cross-section, flexible, with ferrule, with plastic sleeve	0.25 mm <sup>2</sup> ... 4 mm <sup>2</sup>
Cylindrical gauge a x b / diameter	3.6 mm x 3.1 mm / 3.0 mm

# SPC 4/11-STTL-6,35 - PCB connector



1233129

<https://www.phoenixcontact.com/us/products/1233129>

Stripping length	10 mm ... 12 mm
------------------	-----------------

## Specifications for ferrules without insulating collar

recommended crimping tool	1212034 CRIMPFOX 6
ferrules without insulating collar, according to DIN 46228-1	Cross section: 0.5 mm <sup>2</sup> ; Length: 10 mm
	Cross section: 0.75 mm <sup>2</sup> ; Length: 10 mm
	Cross section: 1 mm <sup>2</sup> ; Length: 10 mm
	Cross section: 1.5 mm <sup>2</sup> ; Length: 10 mm ... 12 mm
	Cross section: 2.5 mm <sup>2</sup> ; Length: 12 mm
	Cross section: 4 mm <sup>2</sup> ; Length: 12 mm

## Specifications for ferrules with insulating collar

recommended crimping tool	1212034 CRIMPFOX 6
ferrules with insulating collar, according to DIN 46228-4	Cross section: 0.25 mm <sup>2</sup> ; Length: 10 mm ... 12 mm
	Cross section: 0.34 mm <sup>2</sup> ; Length: 10 mm ... 12 mm
	Cross section: 0.5 mm <sup>2</sup> ; Length: 10 mm ... 12 mm
	Cross section: 0.75 mm <sup>2</sup> ; Length: 10 mm ... 12 mm
	Cross section: 1 mm <sup>2</sup> ; Length: 10 mm ... 12 mm
	Cross section: 1.5 mm <sup>2</sup> ; Length: 10 mm ... 12 mm
	Cross section: 2.5 mm <sup>2</sup> ; Length: 10 mm ... 12 mm
	Cross section: 4 mm <sup>2</sup> ; Length: 10 mm ... 12 mm

## Material specifications

### Material data - contact

Note	WEEE/RoHS-compliant, free of whiskers according to IEC 60068-2-82/JEDEC JESD 201
Contact material	Cu alloy
Surface characteristics	hot-dip tin-plated
Metal surface terminal point (top layer)	Tin (4 - 8 µm Sn)
Metal surface contact area (top layer)	Tin (4 - 8 µm Sn)

### Material data - housing

Color (Housing)	black (9005)
Insulating material	PA
Insulating material group	I
CTI according to IEC 60112	600
Flammability rating according to UL 94	V0
Glow wire flammability index GWFI according to EN 60695-2-12	850
Glow wire ignition temperature GWIT according to EN 60695-2-13	775
Temperature for the ball pressure test according to EN 60695-10-2	300 °C

### Material data – actuating element

Color (Actuating element)	orange (2003)
Insulating material	PA

# SPC 4/11-STTL-6,35 - PCB connector

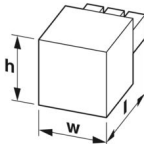


1233129

<https://www.phoenixcontact.com/us/products/1233129>

Insulating material group	I
CTI according to IEC 60112	600
Flammability rating according to UL 94	V0

## Dimensions

Dimensional drawing	
Pitch	6.35 mm
Width [w]	71.05 mm
Height [h]	18.1 mm
Length [l]	23.75 mm

## Notes

Notes on operation	In accordance with IEC 61984, COMBICON connectors have no switching power (COC). During designated use, they must not be plugged in or disconnected when carrying voltage or under load.
--------------------	--

## Mechanical tests

Conductor connection	
Specification	IEC 60999-1:1999-11
Result	Test passed
Test for conductor damage and slackening	
Specification	IEC 60999-1:1999-11
Result	Test passed
Repeated connection and disconnection	
Specification	IEC 60999-1:1999-11
Result	Test passed
Pull-out test	
Specification	IEC 60999-1:1999-11
Conductor cross-section/conductor type/tractive force setpoint/actual value	0.2 mm <sup>2</sup> / solid / > 10 N
	0.2 mm <sup>2</sup> / flexible / > 10 N
	4 mm <sup>2</sup> / solid / > 60 N
	4 mm <sup>2</sup> / flexible / > 60 N
Insertion and withdrawal forces	
Specification	IEC 60512-13-2:2006-02
Result	Test passed
No. of cycles	25
Insertion strength per pos. approx.	8 N

# SPC 4/11-STTL-6,35 - PCB connector



1233129

<https://www.phoenixcontact.com/us/products/1233129>

Withdraw strength per pos. approx.	6 N
Resistance of inscriptions	
Specification	IEC 60068-2-70:1995-12
Result	Test passed
Polarization and coding	
Specification	IEC 60512-13-5:2006-02
Result	Test passed
Visual inspection	
Specification	IEC 60512-1-1:2002-02
Result	Test passed
Dimension check	
Specification	IEC 60512-1-2:2002-02
Result	Test passed

## Environmental and real-life conditions

Vibration test	
Specification	IEC 60068-2-6:2007-12
Frequency	10 - 150 - 10 Hz
Sweep speed	1 octave/min
Amplitude	0.35 mm (10 Hz ... 60.1 Hz)
Acceleration	50 m/s <sup>2</sup> (60.1 Hz ... 150 Hz)
Test duration per axis	2.5 h
Test directions	X-, Y- and Z-axis
Durability test	
Specification	IEC 60512-9-1:2010-03
Impulse withstand voltage at sea level	9.8 kV
Contact resistance R <sub>1</sub>	0.81 mΩ
Contact resistance R <sub>2</sub>	0.95 mΩ
Insertion/withdrawal cycles	25
Insulation resistance, neighboring positions	> 5 MΩ
Climatic test	
Specification	EN ISO 22479:2022-06
Corrosive stress	0.2 dm <sup>3</sup> SO <sub>2</sub> on 300 dm <sup>3</sup> /40 °C/1 cycle
Thermal stress	105 °C/168 h
Power-frequency withstand voltage	4.26 kV
Ambient conditions	
Ambient temperature (operation)	-40 °C ... 105 °C (dependent on the derating curve)
Ambient temperature (storage/transport)	-40 °C ... 70 °C
Relative humidity (storage/transport)	30 % ... 70 %
Ambient temperature (assembly)	-5 °C ... 100 °C

# SPC 4/11-STTL-6,35 - PCB connector



1233129

<https://www.phoenixcontact.com/us/products/1233129>

## Electrical tests

### Thermal test | Test group C

Specification	IEC 60512-5-1:2002-02
Tested number of positions	12

### Insulation resistance

Specification	IEC 60512-3-1:2002-02
Insulation resistance, neighboring positions	> 5 MΩ

### Temperature cycles

Specification	IEC 60999-1:1999-11
Result	Test passed

### Air clearances and creepage distances | 1. Insulation coordination

Specification	IEC 61984:2008-10
Insulating material group	I
Comparative tracking index (IEC 60112)	CTI 600
Rated insulation voltage (III/3)	1000 V
Rated surge voltage (III/3)	8 kV
minimum clearance value - non-homogenous field (III/3)	8 mm
minimum creepage distance (III/3)	12.5 mm
Rated insulation voltage (III/2)	1000 V
Rated surge voltage (III/2)	8 kV
minimum clearance value - non-homogenous field (III/2)	8 mm
minimum creepage distance (III/2)	8 mm
Rated insulation voltage (II/2)	1000 V
Rated surge voltage (II/2)	6 kV
minimum clearance value - non-homogenous field (II/2)	5.5 mm
minimum creepage distance (II/2)	5.5 mm

### Air clearances and creepage distances | 2. Insulation coordination

Specification	IEC 60664-1:2020-05
Insulating material group	I
Comparative tracking index (IEC 60112)	CTI 600
Rated insulation voltage (III/3)	1000 V AC/DC
Rated surge voltage (III/3)	8 kV
minimum clearance value - non-homogenous field (III/3)	8 mm
minimum creepage distance (III/3)	12.5 mm
Rated insulation voltage (III/2)	1250 V DC
Rated surge voltage (III/2)	8 kV
minimum clearance value - non-homogenous field (III/2)	8 mm
minimum creepage distance (III/2)	8 mm
Rated insulation voltage (II/2)	1500 V DC
Rated surge voltage (II/2)	8 kV

# SPC 4/11-STTL-6,35 - PCB connector



1233129

<https://www.phoenixcontact.com/us/products/1233129>

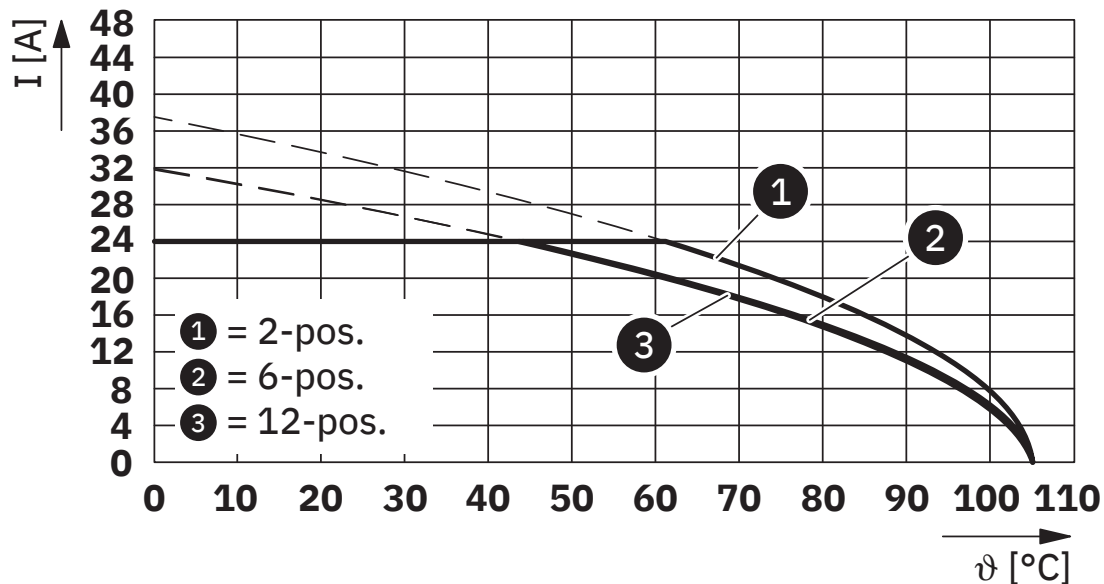
minimum clearance value - non-homogenous field (II/2)	8 mm
minimum creepage distance (II/2)	8 mm

## Packaging specifications

Type of packaging	packed in cardboard
-------------------	---------------------

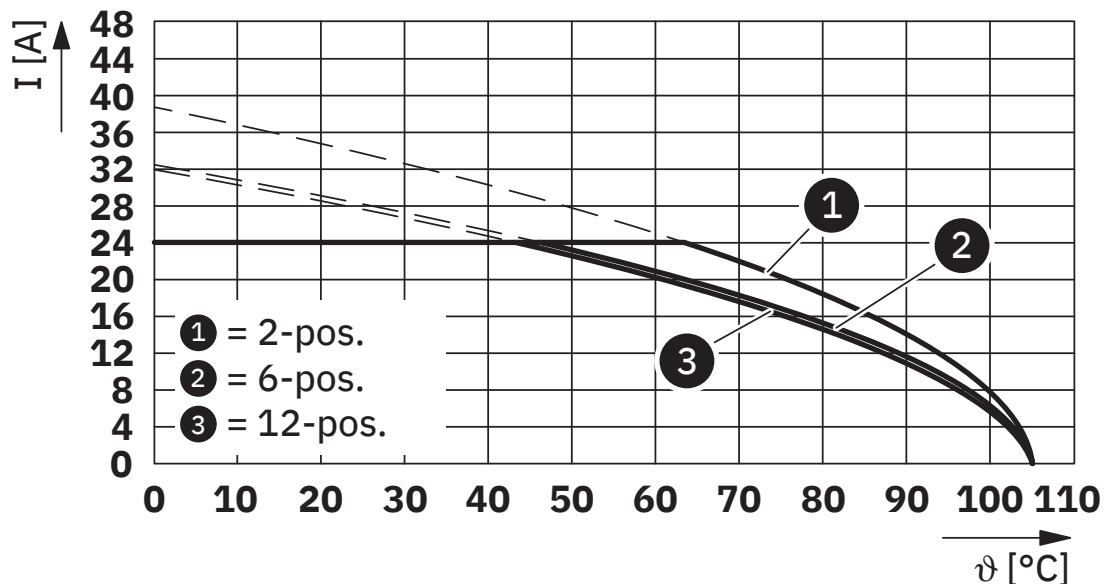
## Drawings

Diagram



Type: SPC 4/...-STTL-6,35 with PC 4/...-G-6,35 P... THR

Diagram



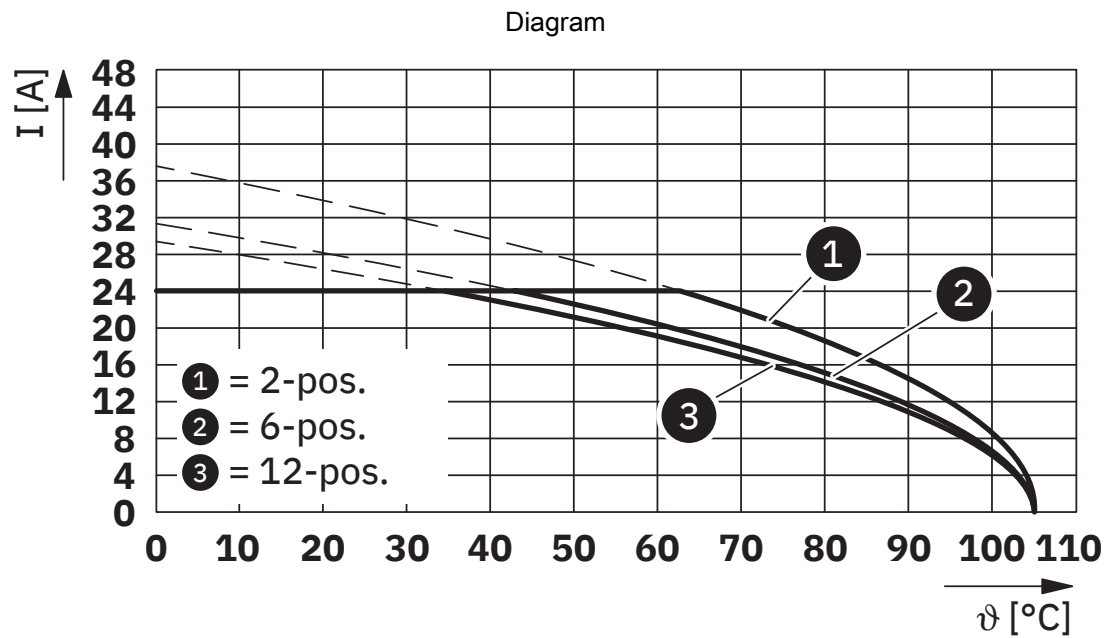
Type: SPC 4/...-STTL-6,35 with PCV 4/...-G-6,35 P... THR



# SPC 4/11-STTL-6,35 - PCB connector

1233129

<https://www.phoenixcontact.com/us/products/1233129>



Type: SPC 4/...-STTL-6,35 with PC 4/...-GU-6,35 P... THR

# SPC 4/11-STTL-6,35 - PCB connector



1233129

<https://www.phoenixcontact.com/us/products/1233129>

## Approvals

To download certificates, visit the product detail page: <https://www.phoenixcontact.com/us/products/1233129>

UL Recognized				
Approval ID: E60425-20240415				
	Nominal voltage U <sub>N</sub>	Nominal current I <sub>N</sub>	Cross section AWG	Cross section mm <sup>2</sup>
F				
	600 V	23 A	24 - 10	-

cULus Recognized				
Approval ID: E60425-20240415				
	Nominal voltage U <sub>N</sub>	Nominal current I <sub>N</sub>	Cross section AWG	Cross section mm <sup>2</sup>
B				
	600 V	23 A	24 - 10	-
C				
	600 V	23 A	24 - 10	-
D				
	600 V	5 A	24 - 10	-

# SPC 4/11-STTL-6,35 - PCB connector



1233129

<https://www.phoenixcontact.com/us/products/1233129>

## Classifications

### ECLASS

ECLASS-13.0	27460202
ECLASS-15.0	27460202

### ETIM

ETIM 9.0	EC002638
----------	----------

### UNSPSC

UNSPSC 21.0	39121400
-------------	----------

# SPC 4/11-STTL-6,35 - PCB connector



1233129

<https://www.phoenixcontact.com/us/products/1233129>

## Environmental product compliance

### EU RoHS

Fulfills EU RoHS substance requirements	Yes, No exemptions
---	--------------------

### China RoHS

Environment friendly use period (EFUP)	EFUP-E
	No hazardous substances above the limits

### EU REACH SVHC

REACH candidate substance (CAS No.)	No substance above 0.1 wt%
-------------------------------------	----------------------------

Phoenix Contact 2025 © - all rights reserved  
<https://www.phoenixcontact.com>

Phoenix Contact USA  
586 Fulling Mill Road  
Middletown, PA 17057, United States  
(+717) 944-1300  
[info@phoenixcon.com](mailto:info@phoenixcon.com)