

PSR-M-EM6-HTL2-SC - Extension module



1105016

<https://www.phoenixcontact.com/us/products/1105016>

Please be informed that the data shown in this PDF document is generated from our online catalog. Please find the complete data in the user documentation. Our general terms of use for downloads are valid.



Safe extension module for monitoring zero-speed, speed, direction of rotation, monitoring of 2 axes, NPN/PNP proximity switch, 2 x HTL encoder, TBUS interface, up to SIL 3, Cat. 4/PL e, pluggable screw terminal block, TBUS connector included

Product description

The configurable and individually scalable PSRmodular safety system is a flexible safety solution for monitoring your machine or system. The safe extension module is used to monitor downtimes, speed, and direction of rotation. The module is suitable for connection of NPN/PNP proximity switches and HTL encoders.

Your advantages

- Cost-effective safety solution with a high level of adaptability to individual requirements
- Fast startup, thanks to easy hardware and software configuration
- Machine downtimes minimized with comprehensive, easy-to-understand diagnostics
- Low housing width of just 22.6 mm
- Up to Cat. 4/PL e in accordance with EN ISO 13849-1, SIL 3 in accordance with EN IEC 62061, SIL 3 in accordance with IEC 61508
- Suitable for elevator applications in accordance with EN 81-20

Commercial data

Item number	1105016
Packing unit	1 pc
Minimum order quantity	1 pc
Sales key	DN02
Product key	DNA363
GTIN	4055626975207
Weight per piece (including packing)	196.8 g
Weight per piece (excluding packing)	173 g
Customs tariff number	85371098
Country of origin	IT

Technical data

Notes

Note on application

Note on application	Only for industrial use
---------------------	-------------------------

Product properties

Product type	Safety device
Application	Over-speed safety relay
	Zero-speed safety relay
	Monitoring the direction of rotation
Control	1 and 2 channel

Insulation characteristics

Protection class	III
------------------	-----

Insulation characteristics

Overvoltage category	III
Degree of pollution	2

Times

Response time	see user manual
Restart time	min. 5 s (Boot time)
	max. 10 s (Boot time)

Electrical properties

Maximum power dissipation for nominal condition	3.22 W ($U_B = 28.8 \text{ V}$, $I_{N1} = I_{N2} = 50 \text{ mA}$, $U_{ENC} = 30 \text{ V}$)
Nominal operating mode	100% operating factor
Interfaces	DIN rail TBUS for connection to the master module, supplied as standard
	Encoder
	Proximity switches
Rated surge voltage/insulation	Basic insulation 4 kV between 24 V power supply and I/Os to the housing

Supply

Designation	A1/A2
Rated control circuit supply voltage U_S	19.2 V DC ... 28.8 V DC
Rated control circuit supply voltage U_S	24 V DC -20 % / +20 % (provide external protection, typically 1 A)
Rated control supply current I_S	typ. 50 mA
Power consumption at U_S	typ. 1.2 W
Inrush current	3.5 A ($\Delta t = 1 \text{ ms}$ at U_S)
Filter time	typ. 20 ms (in the event of voltage dips at U_S)
Protective circuit	Serial protection against polarity reversal
	Suppressor diode

PSR-M-EM6-HTL2-SC - Extension module



1105016

<https://www.phoenixcontact.com/us/products/1105016>

Input data

Measurement

Input name	Proximity switch inputs
Description of the input	NPN / PNP (3- or 4-wire)
Number of inputs	2
Input voltage range "0" signal	0 V DC ... 5 V DC (NPN) 16 V DC ... 28.8 V DC (PNP)
Input voltage range "1" signal	16 V DC ... 28.8 V DC (NPN) 0 V DC ... 5 V DC (PNP)
Input current range "0" signal	< 2 mA (NPN)
Precision	5 % (in reference to the parameterized limit value)
Limit frequency	max. 5 kHz
Duty factor	55 % ... 95 %
Pulse width	min. 20 µs
Max. permissible overall conductor resistance	150 Ω
Protective circuit	Suppressor diode
Current consumption	typ. 13 mA (NPN, at U _S) typ. -13 mA (PNP, at U _S) max. 17 mA (NPN, at 28.8 V DC) max. -15 mA (PNP, at 28.8 V DC)

Measurement

Input name	Encoder inputs
Description of the input	HTL IEC 61131-2 Type 2
Number of inputs	2
Precision	5 % (in reference to the parameterized limit value)
Limit frequency	max. 300 kHz
Max. permissible overall conductor resistance	150 Ω
HTL Signal form/signal level	11 V ... 30 V (Duty factor trace A, B: 50% ±15%, phase shift trace A, B: 90° ±40°)
Current consumption	typ. 12 mA (Per track for U _S)

Output data

Digital: Proximity switch supply (24V/0V)

Short-circuit protection	no
Nominal output voltage range	16.7 V DC ... 26.3 V DC (U _S - 2,5 V)

Connection data

Connection technology

pluggable	yes
-----------	-----

Conductor connection

PSR-M-EM6-HTL2-SC - Extension module



1105016

<https://www.phoenixcontact.com/us/products/1105016>

Connection method	Screw connection
Conductor cross-section rigid	0.2 mm² ... 2.5 mm²
Conductor cross-section flexible	0.2 mm² ... 2.5 mm²
Conductor cross-section AWG	24 ... 12
Stripping length	7 mm
Screw thread	M3
Tightening torque	0.5 Nm ... 0.6 Nm

Signaling

Status display	1 x LED (green), 2 x LED (orange) 6 x LED (yellow)
Operating voltage display	1 x LED (green)
Error indication	2 x LED (red)

Dimensions

Width	22.61 mm
Height	112.58 mm
Depth	114.5 mm

Material specifications

Color (Housing)	yellow (RAL 1018)
Housing material	Polyamide PA non-reinforced

Characteristics

Safety data: EN ISO 13849-1

Category	4
Performance level (PL)	e

Safety data: IEC 61508 - High demand

Safety Integrity Level (SIL)	3
------------------------------	---

Safety data: EN IEC 62061

Safety Integrity Level (SIL)	3
------------------------------	---

Environmental and real-life conditions

Ambient conditions

Degree of protection	IP20
Min. degree of protection of inst. location	IP54
Ambient temperature (operation)	-10 °C ... 55 °C (observe derating)
Ambient temperature (storage/transport)	-20 °C ... 85 °C
Maximum altitude	≤ 2000 m (Above sea level)
Max. permissible humidity (storage/transport)	95 % (non-condensing)
Max. permissible relative humidity (operation)	95 % (non-condensing)
Shock	10g for $\Delta t = 16$ ms (continuous shock, 1000 shocks in each space direction)

PSR-M-EM6-HTL2-SC - Extension module



1105016

<https://www.phoenixcontact.com/us/products/1105016>

Vibration (operation)	10 Hz ... 150 Hz, 2g
-----------------------	----------------------

Approvals

CE

Identification	CE-compliant
----------------	--------------

Mounting

Mounting type	DIN rail mounting
Assembly note	Observe derating
Mounting position	vertical or horizontal

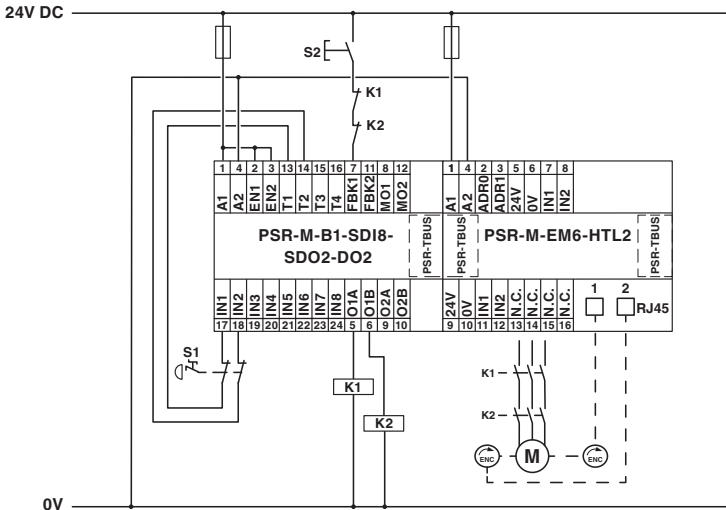
PSR-M-EM6-HTL2-SC - Extension module



1105016
<https://www.phoenixcontact.com/us/products/1105016>

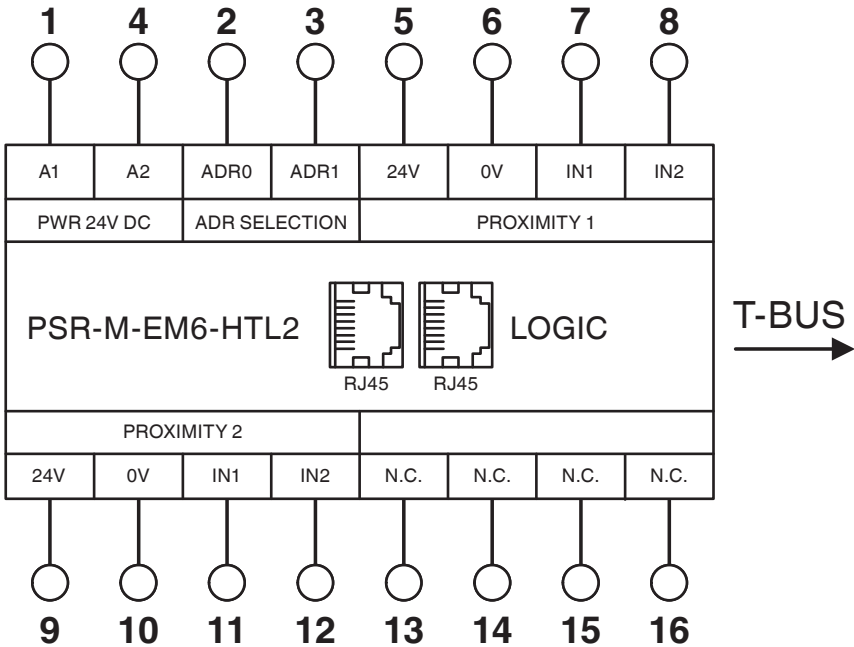
Drawings

Application drawing



Example application

Block diagram



Block diagram


PSR-M-EM6-HTL2-SC - Extension module



1105016

<https://www.phoenixcontact.com/us/products/1105016>

Approvals

 To download certificates, visit the product detail page: <https://www.phoenixcontact.com/us/products/1105016>



cULus Listed

Approval ID: E238705



Functional Safety

Approval ID: Z10029429 0013Rev.02

PSR-M-EM6-HTL2-SC - Extension module



1105016

<https://www.phoenixcontact.com/us/products/1105016>

Classifications

ECLASS

ECLASS-13.0	27371819
ECLASS-15.0	27371819
ECLASS-15.0 ASSET	27250101

ETIM

ETIM 9.0	EC001449
----------	----------

UNSPSC

UNSPSC 21.0	39122200
-------------	----------

PSR-M-EM6-HTL2-SC - Extension module



1105016
<https://www.phoenixcontact.com/us/products/1105016>

Environmental product compliance

EU RoHS	
Fulfills EU RoHS substance requirements	Yes, No exemptions
China RoHS	
Environment friendly use period (EFUP)	EFUP-E
	No hazardous substances above the limits
EU REACH SVHC	
REACH candidate substance (CAS No.)	No substance above 0.1 wt%

Phoenix Contact 2025 © - all rights reserved
<https://www.phoenixcontact.com>

Phoenix Contact USA
586 Fulling Mill Road
Middletown, PA 17057, United States
(+717) 944-1300
info@phoenixcon.com