

# M17-3ES1N8AW600S/1,5 - Device connector front mounting



1069504

<https://www.phoenixcontact.com/us/products/1069504>

Please be informed that the data shown in this PDF document is generated from our online catalog. Please find the complete data in the user documentation. Our general terms of use for downloads are valid.



M17, Device connector front mounting, series: M17 PRO, straight, shielded: yes, for standard and ONECLICK fast locking system, No. of pos.: 3+PE, contact connection type: Socket, Crimp connection, flange dimensions: 28 mm x 28 mm, Item is lead-free in accordance with RoHS II without Exemption 6c (Pb < 0.1 %)

## Your advantages

- Solutions with cross-manufacturer compatibility for standard and fast locking systems
- Modern, consistent design for highly convenient operation
- Crimping connection: vibration- and temperature-resistant assembly
- All housing can be fitted with pin or socket contacts
- Safe use in the field, thanks to high degree of protection

## Commercial data

Item number	1069504
Packing unit	1 pc
Minimum order quantity	1 pc
Sales key	AB30
Product key	ABRBAL
GTIN	4055626746593
Weight per piece (including packing)	51.9 g
Weight per piece (excluding packing)	35.084 g
Customs tariff number	85366990
Country of origin	DE

# M17-3ES1N8AW600S/1,5 - Device connector front mounting



1069504

<https://www.phoenixcontact.com/us/products/1069504>

## Technical data

### Notes

Order information:	Order 4 x Ø 1.5 mm crimp contacts separately
Safety note	
Safety note	<p>WARNING: The connectors may not be plugged in or disconnected under load. Ignoring the warning or improper use may damage persons and/or property.</p> <ul style="list-style-type: none"><li>• WARNING: Commission properly functioning products only. The products must be regularly inspected for damage. Decommission defective products immediately. Replace damaged products. Repairs are not possible.</li><li>• WARNING: Only electrically qualified personnel may install and operate the product. They must observe the following safety notes. The qualified personnel must be familiar with the basics of electrical engineering. They must be able to recognize and prevent danger. The relevant symbol on the packaging indicates that only personnel familiar with electrical engineering are allowed to install and operate the product.</li><li>• The products are suitable for applications in plant, controller, and electrical device engineering.</li><li>• When operating the connectors in outdoor applications, they must be separately protected against environmental influences.</li><li>• Assembled products may not be manipulated or improperly opened.</li><li>• Only use mating connectors that are specified in the technical data of the standards listed (e.g. the ones listed in the product accessories online at <a href="https://www.phoenixcontact.com/products">phoenixcontact.com/products</a>).</li><li>• When using the product in direct connection with third-party manufacturers, the user is responsible.</li><li>• For operating voltages &gt; 50 V AC, conductive connector housings must be grounded</li><li>• Ensure that the protective or functional ground has been properly connected.</li><li>• VDE 0100/1.97 § 411.1.3.2 and DIN EN 60 204/11.98 § 14.1.3 are applicable when combining several circuits in a cable and/or connector</li><li>• Only use tools recommended by Phoenix Contact</li><li>• The installation notes/Design In documents online on the download page at <a href="https://www.phoenixcontact.com/products">phoenixcontact.com/products</a> must be observed for this product.</li><li>• Operate the connector only when it is fully plugged in and interlocked.</li><li>• Ensure that when laying the cable, the tensile load on the connectors does not exceed the upper limit specified in the standards.</li><li>• Observe the minimum bending radius of the cable. Lay the cable without twisting it.</li><li>• The connector warms up in normal operation. Depending on the ambient conditions, the surface of the connector can continue to warm up. In this case, the user is responsible for posting</li></ul>

# M17-3ES1N8AW600S/1,5 - Device connector front mounting



1069504

<https://www.phoenixcontact.com/us/products/1069504>

warnings (e.g. DIN EN ISO 13732-1:2008-12).

## Product properties

Product type	Circular connectors (device side)
--------------	-----------------------------------

## Connector

### Insulating body

Material (Insulating body)	PA 6.6
Flammability rating according to UL 94	V0
Insertion/withdrawal cycles	100
Connection method	Crimp connection
Contact switching type	Socket
Application	Power
Number of positions	4
Connection profile	3+PE
Installation height	3000 m
Number Contact (Power contacts)	4
Diameter Contact (Power contacts)	1.5 mm
Litz wire cross-section min. Contact (Power contacts)	0.25 mm <sup>2</sup>
Litz wire cross-section max. Contact (Power contacts)	2.5 mm <sup>2</sup>
Rated current Contact (Power contacts)	20 A (for max. connection cross section)
Rated voltage Contact (Power contacts)	630 V AC/DC
Rated surge voltage	6 kV
Overvoltage category	III
Degree of pollution	3

### Housing

Type	Flange housing
Thread type	M17
Design	straight
Type of locking	for standard and ONECLICK fast locking system
Mounting type	Front mounting/square flange (4x Ø 3.2 mm)
Flange dimensions	28 mm x 28 mm
Housing material	GD-Zn
Degree of protection (plugged in)	IP67
	IP68 (2 m / 24 h)

## Environmental and real-life conditions

### Ambient conditions

Ambient temperature (operation)	-40 °C ... 105 °C (see derating curve)
Permissible humidity (storage/transport)	50 % ... 65 %

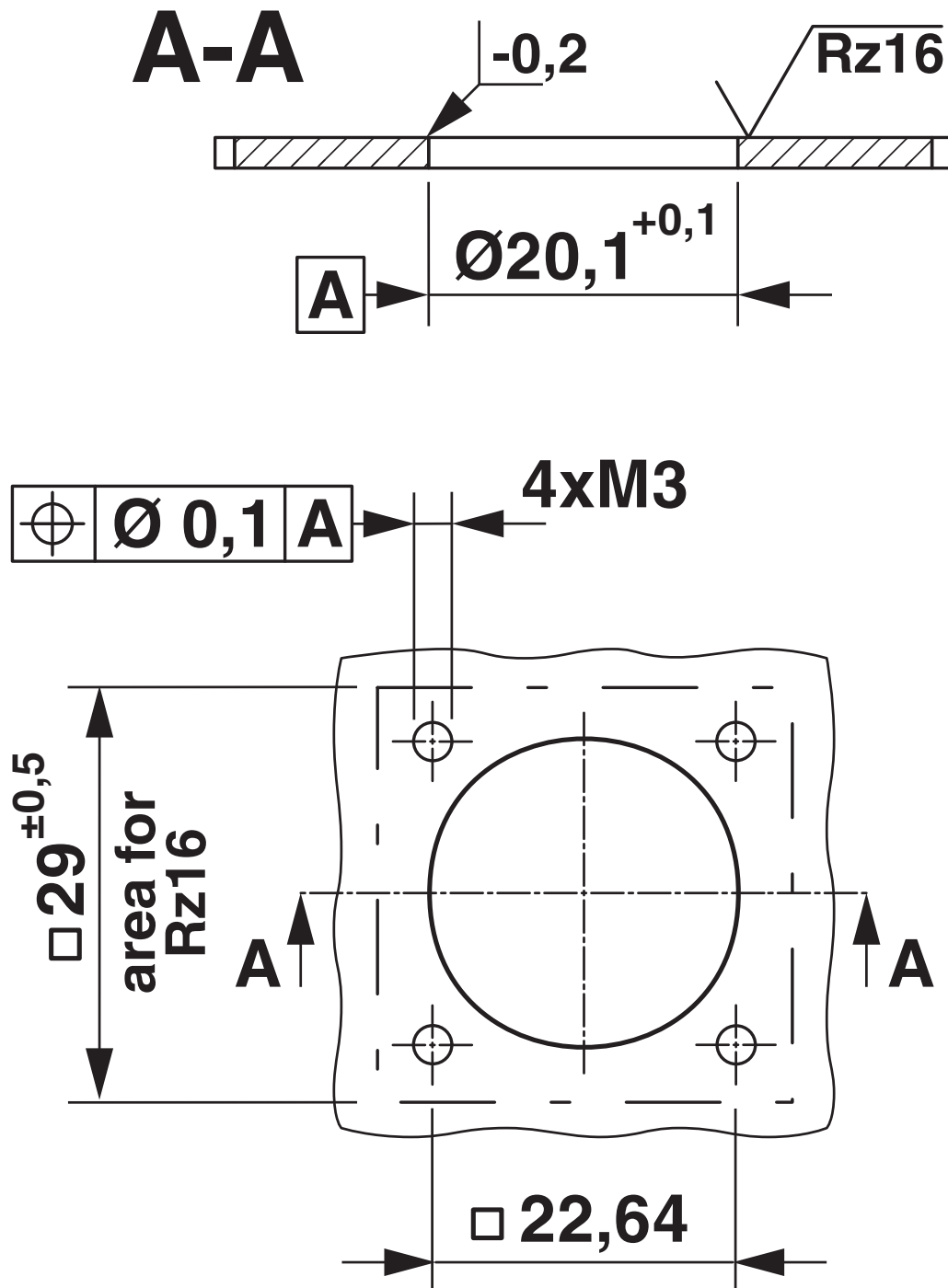
# M17-3ES1N8AW600S/1,5 - Device connector front mounting

1069504

<https://www.phoenixcontact.com/us/products/1069504>

## Drawings

Dimensional drawing



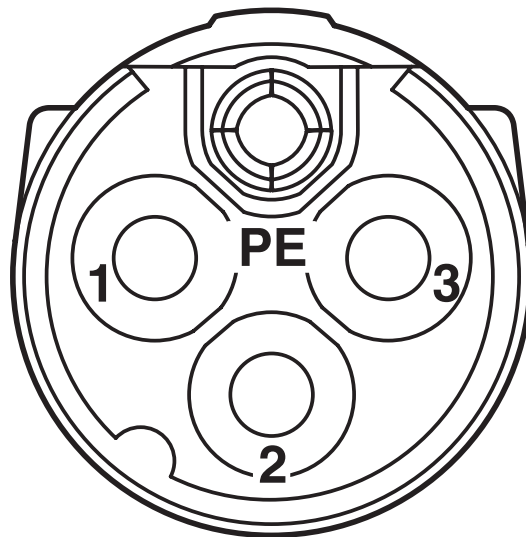
Installation dimensions

# M17-3ES1N8AW600S/1,5 - Device connector front mounting

1069504

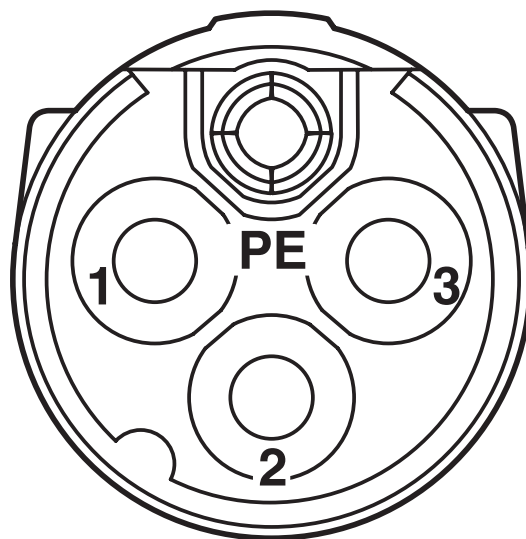
<https://www.phoenixcontact.com/us/products/1069504>

Schematic diagram



Connector pin assignment

Schematic diagram



Connector pin assignment

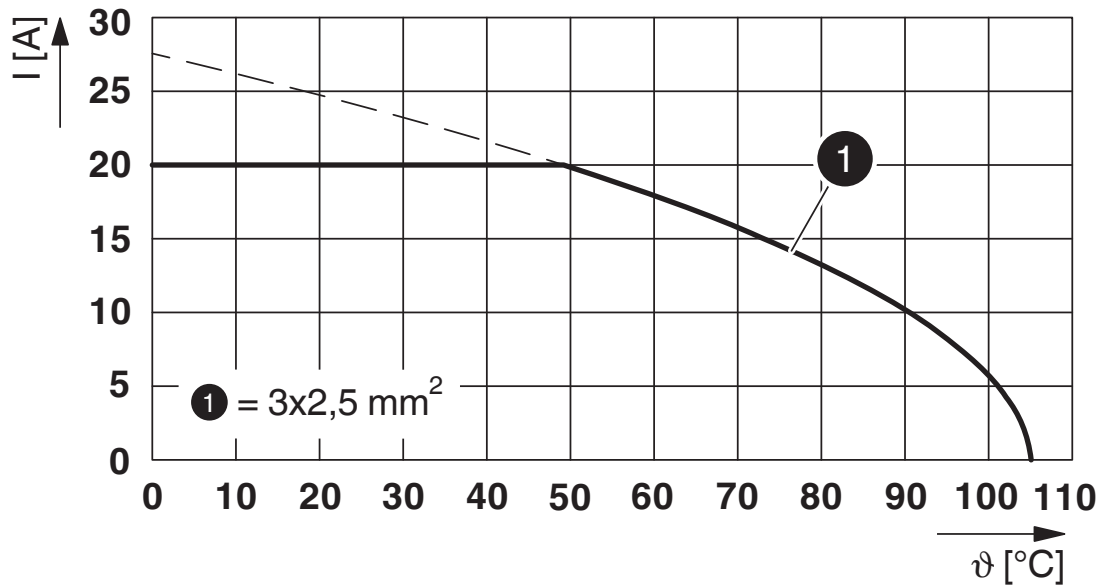
# M17-3ES1N8AW600S/1,5 - Device connector front mounting



1069504

<https://www.phoenixcontact.com/us/products/1069504>

Diagram



$I$  = current strength,  $\vartheta$  = ambient temperature, 3x 20 A

# M17-3ES1N8AW600S/1,5 - Device connector front mounting





1069504

<https://www.phoenixcontact.com/us/products/1069504>

## Approvals

To download certificates, visit the product detail page: <https://www.phoenixcontact.com/us/products/1069504>

 <b>UL Listed</b> Approval ID: E468743-20230831				
	Nominal voltage U <sub>N</sub>	Nominal current I <sub>N</sub>	Cross section AWG	Cross section mm <sup>2</sup>
keine				
	600 V	18 A	2,5	2.5

 <b>cUL Listed</b> Approval ID: E468743-20230831				
	Nominal voltage U <sub>N</sub>	Nominal current I <sub>N</sub>	Cross section AWG	Cross section mm <sup>2</sup>
keine				
	600 V	15 A	2,5	-

# M17-3ES1N8AW600S/1,5 - Device connector front mounting



1069504

<https://www.phoenixcontact.com/us/products/1069504>

## Classifications

### ECLASS

ECLASS-13.0	27440109
ECLASS-15.0	27440109

### ETIM

ETIM 9.0	EC003569
----------	----------

### UNSPSC

UNSPSC 21.0	39121400
-------------	----------



# M17-3ES1N8AW600S/1,5 - Device connector front mounting



1069504

<https://www.phoenixcontact.com/us/products/1069504>

## Environmental product compliance

### EU RoHS

Fulfills EU RoHS substance requirements	Yes, No exemptions
---	--------------------

### China RoHS

Environment friendly use period (EFUP)	EFUP-E
	No hazardous substances above the limits

### EU REACH SVHC

REACH candidate substance (CAS No.)	No substance above 0.1 wt%
-------------------------------------	----------------------------

Phoenix Contact 2025 © - all rights reserved  
<https://www.phoenixcontact.com>

Phoenix Contact USA  
586 Fulling Mill Road  
Middletown, PA 17057, United States  
(+717) 944-1300  
[info@phoenixcon.com](mailto:info@phoenixcon.com)