

HC-BB46-I-PT-M - Contact insert



1014424

<https://www.phoenixcontact.com/us/products/1014424>

Please be informed that the data shown in this PDF document is generated from our online catalog. Please find the complete data in the user documentation. Our general terms of use for downloads are valid.



Contact insert, number of positions: 46+PE, size: B24, power contacts: 46, control contacts: 0, number of connections per position: 1, Pin, Push-in connection, 500 V, 16 A, 0.5 mm² ... 2.5 mm², application: Power

Your advantages

- Easy installation without tools, even when mounted, with push-in connection technology
- Shortest installation time compared to other connection technologies
- Quick and effortless wiring, in particular when space is tight
- Automatic cabling with robots possible
- Safe wiring and operation with color-coded actuators
- Shock and vibration-resistant in accordance with DIN EN 61373
- Cost-effective and fast coding with plastic profiles
- High contact density

Commercial data

Item number	1014424
Packing unit	1 pc
Minimum order quantity	1 pc
Sales key	BF61
Product key	AF7ABD
GTIN	4055626492988
Weight per piece (including packing)	150.3 g
Weight per piece (excluding packing)	150.3 g
Customs tariff number	85366990
Country of origin	CN

HC-BB46-I-PT-M - Contact insert

1014424

<https://www.phoenixcontact.com/us/products/1014424>



Technical data

Notes

General	for flexible conductors with or without ferrules
General	Connectors may be operated only when there is no load/voltage.
General	Flexible conductors may be used without ferrules as long as they comply with IEC 60228 Class 1 ... 5. The individual litz wires must have a min. diameter of 0.17 mm.

Mounting

Assembly note	To ensure correct use, installation in housing with IP54 protection or better is required
---------------	---

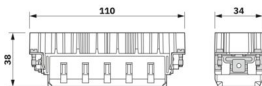
Product properties

Product type	Contact insert with a fixed no. of positions
Series	HC-BB
Application	Power
Type	B24
Number of positions	46
Connection profile	46+PE
Contact numbering	1 - 46
Number of connections per position	1
No. of power contacts	46
No. of control contacts	0
Contact material type	turned

Insulation characteristics

Overvoltage category	III
Degree of pollution	3

Dimensions

Dimensional drawing	
Width	34 mm
Height	38 mm
Length	110 mm
Drill hole distance, horizontal	104 mm
Drill hole distance, vertical	27 mm

Mechanical characteristics

Minimum housing height	72 mm
Contact diameter	2.5 mm

HC-BB46-I-PT-M - Contact insert



1014424

<https://www.phoenixcontact.com/us/products/1014424>

Connection data

Connection technology

Connection technology	Push-in connection
Number of connections per position	1
Connection in acc. with standard	IEC / EN

Conductor connection

Conductor cross section	0.5 mm ² ... 2.5 mm ²
Connection cross section AWG	20 ... 14
Tightening torque	0.8 Nm ... 1.2 Nm (PE connection) 0.5 Nm ... 0.8 Nm (Mounting screws for mounting in the HEAVYCON housing)
Stripping length of the individual wire	10 mm

Electrical properties

Rated voltage (III/3)	500 V
Rated surge voltage	6 kV
Rated current	16 A (power contacts)

Mechanical properties

Mechanical data

Insertion/withdrawal cycles	≥ 500
-----------------------------	-------

Material specifications

Flammability rating according to UL 94	V0
Contact material	Copper alloy
Contact surface material	Ag
Contact carrier material	PC
Standards/regulations	PC

Environmental and real-life conditions

Ambient conditions

Ambient temperature (operation)	-40 °C ... 125 °C (including heating up of contacts)
---------------------------------	--

Standards and regulations

Testing

Standards/regulations	PC: Fire protection in rail vehicles - requirement sets R22, R23, and R24 acc. to DIN EN 45545-2 (Risk level HL1 - HL3)
-----------------------	---

HC-BB46-I-PT-M - Contact insert

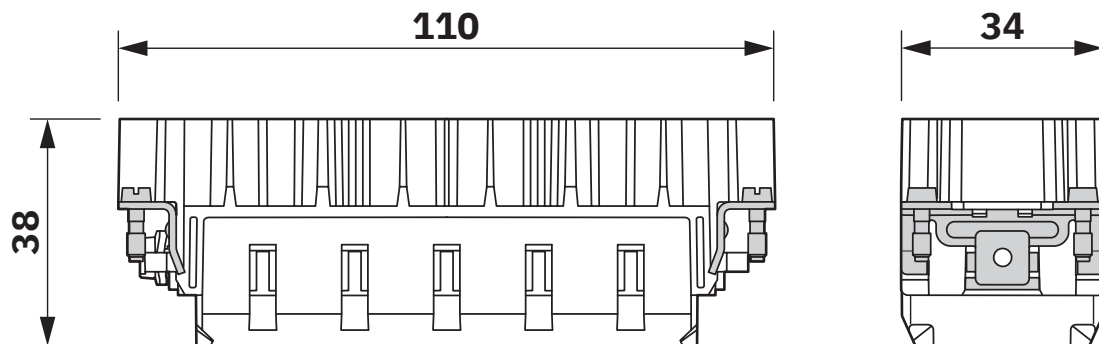
1014424

<https://www.phoenixcontact.com/us/products/1014424>



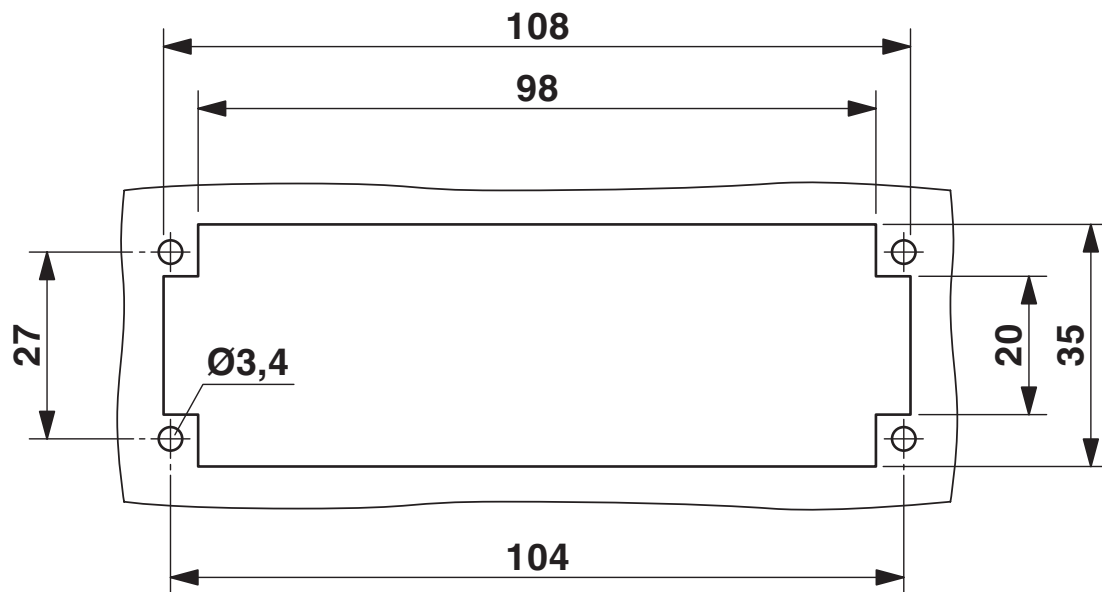
Drawings

Dimensional drawing



Dimensional drawing

Dimensional drawing



Mounting cutout when used without housing


HC-BB46-I-PT-M - Contact insert

1014424

<https://www.phoenixcontact.com/us/products/1014424>



Schematic diagram



Connection side: male left; female right

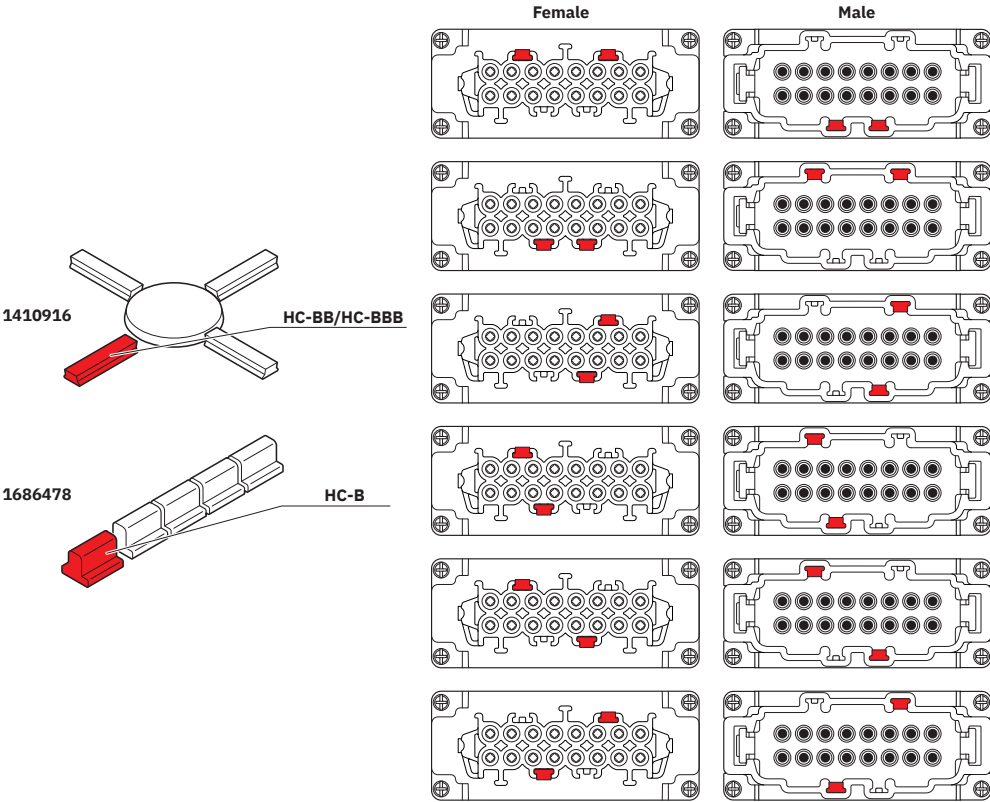
HC-BB46-I-PT-M - Contact insert

1014424

<https://www.phoenixcontact.com/us/products/1014424>

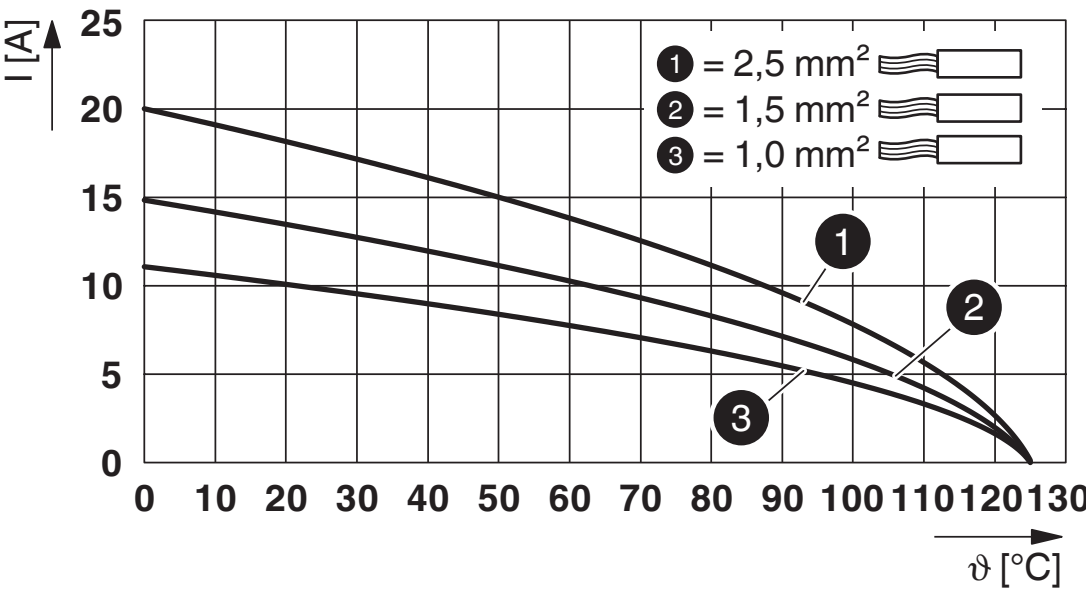


Schematic diagram



Coding options

Diagram

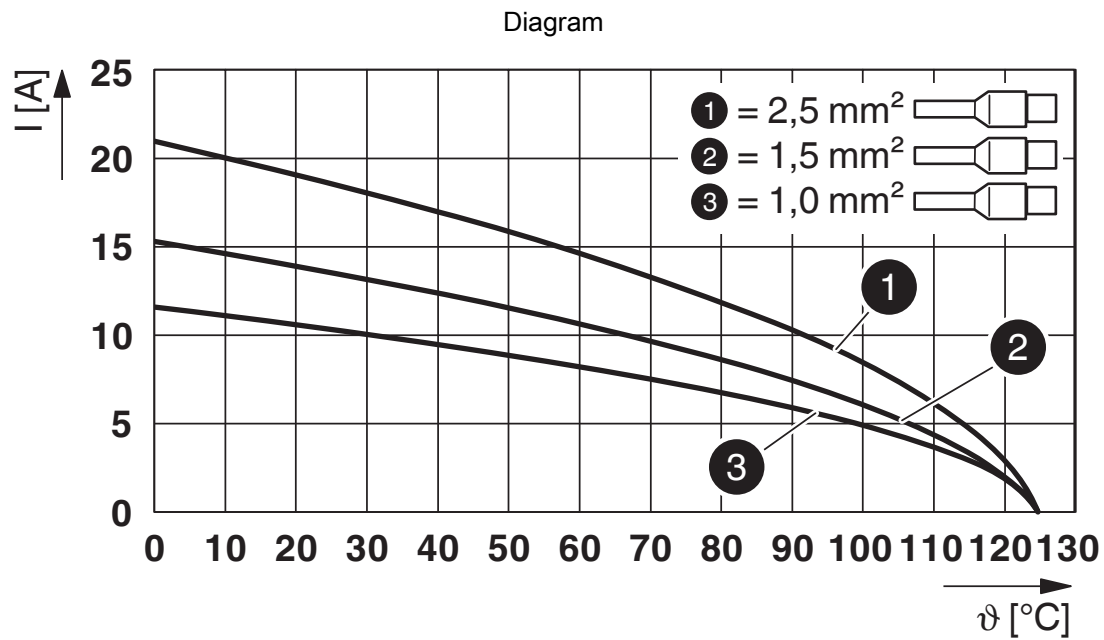


Derating diagram for flexible conductors

HC-BB46-I-PT-M - Contact insert

1014424

<https://www.phoenixcontact.com/us/products/1014424>



Derating diagram for flexible conductors with ferrule

HC-BB46-I-PT-M - Contact insert

1014424


<https://www.phoenixcontact.com/us/products/1014424>



Approvals

To download certificates, visit the product detail page: <https://www.phoenixcontact.com/us/products/1014424>

DNV
Approval ID: TAE000037S

keine	<div><div> UL Recognized Approval ID: E468743</div></div>			
	Nominal voltage U _N	Nominal current I _N	Cross section AWG	Cross section mm ²
	600 V	21 A	- 14	-

HC-BB46-I-PT-M - Contact insert



1014424

<https://www.phoenixcontact.com/us/products/1014424>

Classifications

ECLASS

ECLASS-13.0	27440205
ECLASS-15.0	27440205

ETIM

ETIM 9.0	EC000438
----------	----------

UNSPSC

UNSPSC 21.0	39121500
-------------	----------

HC-BB46-I-PT-M - Contact insert



1014424
<https://www.phoenixcontact.com/us/products/1014424>

Environmental product compliance

EU RoHS	
Fulfills EU RoHS substance requirements	Yes, No exemptions
China RoHS	
Environment friendly use period (EFUP)	EFUP-E
	No hazardous substances above the limits
EU REACH SVHC	
REACH candidate substance (CAS No.)	No substance above 0.1 wt%

Phoenix Contact 2025 © - all rights reserved
<https://www.phoenixcontact.com>

Phoenix Contact USA
586 Fulling Mill Road
Middletown, PA 17057, United States
(+717) 944-1300
info@phoenixcon.com