

# EV-GBG3C-1AC32A-7,5M6,0ESBK01 - AC charging cable



1003678

<https://www.phoenixcontact.com/us/products/1003678>

Please be informed that the data shown in this PDF document is generated from our online catalog. Please find the complete data in the user documentation. Our general terms of use for downloads are valid.



CHARX connect comfort, GB/T, AC charging cable, 32 A permanent, 440 V AC, with vehicle charging connector and open cable end, cable: 7.5 m, black, straight, with protective cap, housing: black, gray, PHOENIX CONTACT logo, NOTE: Cable management may be required., GB/T 20234.2-2015, GB/T 18487.1-2015, for charging electric vehicles (EV) with alternating current (AC) via GB/T vehicle charging inlets

## Product description

AC charging cable with vehicle charging connector and free cable end for charging electric vehicles (EV) with alternating current (AC) via GB/T vehicle charging inlets, for installation at charging stations for e-mobility (EVSE)

## Your advantages

- Complete product range
- Convenient handling due to the ergonomic, triple award-winning design
- Available with your logo on request - for consistent branding of your charging station
- Longitudinal water tightness reliably prevents water ingress
- Developed and produced in accordance with the IATF 16949 automotive standard and ISO 9001
- Tested in accordance with automotive standards LV124, LV214, and LV215-2
- Tested in accordance with EV Ready 37 requirements

## Commercial data

Item number	1003678
Packing unit	1 pc
Minimum order quantity	1 pc
Product key	XWBDCB
GTIN	4055626472317
Weight per piece (including packing)	2,266 g
Weight per piece (excluding packing)	2,266 g
Country of origin	PL

# EV-GBG3C-1AC32A-7,5M6,0ESBK01 - AC charging cable



1003678

<https://www.phoenixcontact.com/us/products/1003678>

## Technical data

### Product properties

Product type	AC charging cable
Product family	CHARX connect comfort
Application	for charging electric vehicles (EV) with alternating current (AC) via GB/T vehicle charging inlets for installation at charging stations for electromobility (EVSE)
Design	with protective cap
Charging standard	GB/T
Charging mode	Mode 3, Case C
Affixed logo	PHOENIX CONTACT logo
Customer variations	On request
Label	14.1 mm x 44.8 mm (customer logo on request)

### Electrical properties

#### Charging power and current (AC charging (1-phase))

Type of charging current	AC single-phase
Charging current	32 A AC (1-phase)
Charging power	8 kW (1-phase)
Rated voltage	250 V

#### Pin assignment (Leistungskontakte)

Note on the connection method	Crimp connection, cannot be disconnected
Number	3 (L, N, PE)
Rated voltage	440 V
Rated current	32 A

#### Pin assignment (Signalkontakte)

Note on the connection method	Crimp connection, cannot be disconnected
Type of signal transmission	Pulse width modulation
Number	2 (CP, CC)
Rated voltage	30 V AC
Rated current	2 A
Coding	680 Ω (between PE and CC)

### Dimensions

#### Vehicle charging connector

Width	60 mm
Height	112.4 mm
Depth	219.1 mm

### Material specifications

Color (Housing)	black (9005)
-----------------	--------------

# EV-GBG3C-1AC32A-7,5M6,0ESBK01 - AC charging cable



1003678

<https://www.phoenixcontact.com/us/products/1003678>

Color (Handle area)	black (9005)
Color (Actuating element)	black (9005)
Color (Mating face)	black (9005)
Color (Protective cap)	black (9005)
Color (Cable)	black (9005)
Material (Vehicle charging connector)	Plastic
Material (Cable outer sheath)	TPE-U
Material (Contact surface)	Silver
Note	The color appearance and gloss level of the charging cable may vary.

## Cable/line

Cable length	7.5 m
Wiring standards/regulations	prEN 50620/DIN EN 50620
Wiring certifications	VDE
Cable weight	max. 305.00 kg/km
Cable type	Class 5
Cable type	straight
Cable structure	3 x 6.0 mm <sup>2</sup> + 1 x 0.5 mm <sup>2</sup>
External cable diameter	12.80 mm ±0.4 mm
Outer sheath, material	TPE-U
Stripping length of the sheath	70 mm ±5 mm
Stripping length	70 mm ±5 mm
Cable resistance	≤ 0.0033 Ω/m (based on a power core, at an ambient temperature of 20°C)
Bending radius	min. 96 mm (7.5x diameter)
Cable length	7.5 m
Stripping length	70 mm ±5 mm
External cable diameter	12.80 mm ±0.4 mm
Cable type	Class 5
Wiring certifications	VDE
Wiring standards/regulations	prEN 50620/DIN EN 50620
Cable resistance	≤ 0.0033 Ω/m (based on a power core, at an ambient temperature of 20°C)

## Mechanical properties

### Mechanical data

Insertion/withdrawal cycles	> 10000
Insertion force	< 100 N
Withdrawal force	< 100 N

## Environmental and real-life conditions

### Ambient conditions

Degree of protection (Vehicle charging inlet)	IP55 (plugged in; when plugged in and ready to operate, the
---	---

# EV-GBG3C-1AC32A-7,5M6,0ESBK01 - AC charging cable



1003678

<https://www.phoenixcontact.com/us/products/1003678>

	degree of protection is only ensued if both plug-in components are original products from Phoenix Contact or suitable standard-compliant products)
Degree of protection (Infrastructure charging plug)	IP55 (plugged in; when plugged in and ready to operate, the degree of protection is only ensued if both plug-in components are original products from Phoenix Contact or suitable standard-compliant products)
Degree of protection (Protective cap)	IP54
Ambient temperature (operation)	-30 °C ... 50 °C
Ambient temperature (storage/transport)	-40 °C ... 80 °C
Altitude	5000 m (above sea level)

## Standards and regulations

### Connection in accordance with standard

Normative cable length restrictions	NOTE: Cable management may be required. Cable management is required in the US if the cable length exceeds 7.5 m (IEC 61851-1).
-------------------------------------	--

### Standards

Standards/regulations	GB/T 20234.2-2015 GB/T 18487.1-2015
-----------------------	--

# EV-GBG3C-1AC32A-7,5M6,0ESBK01 - AC charging cable

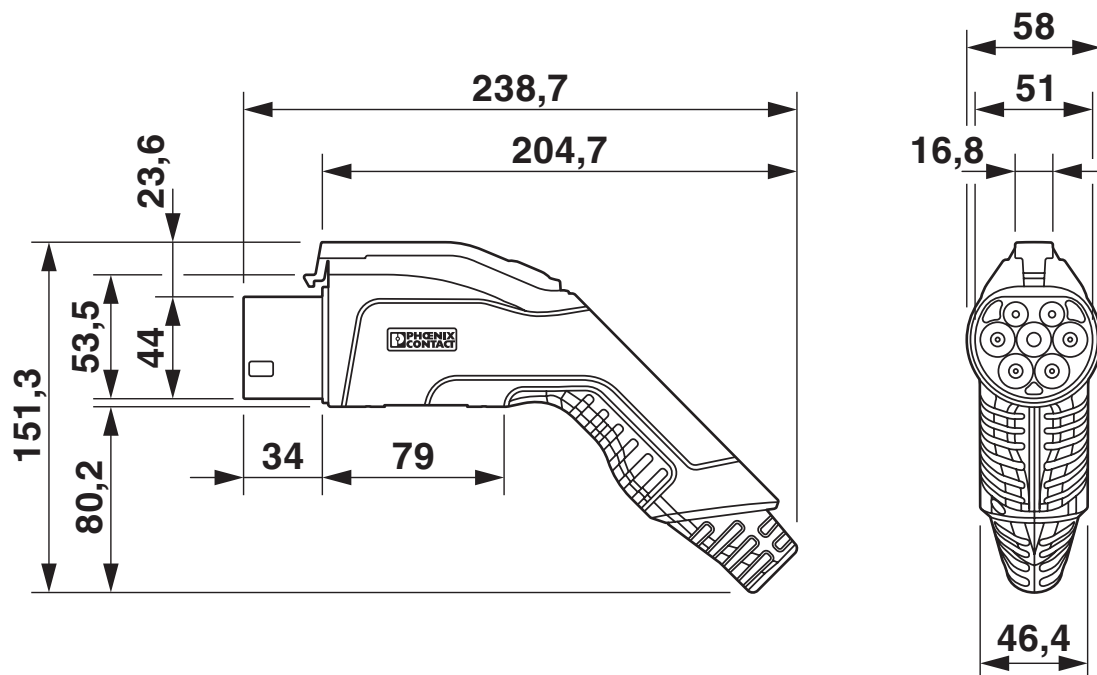


1003678

<https://www.phoenixcontact.com/us/products/1003678>

## Drawings

Dimensional drawing



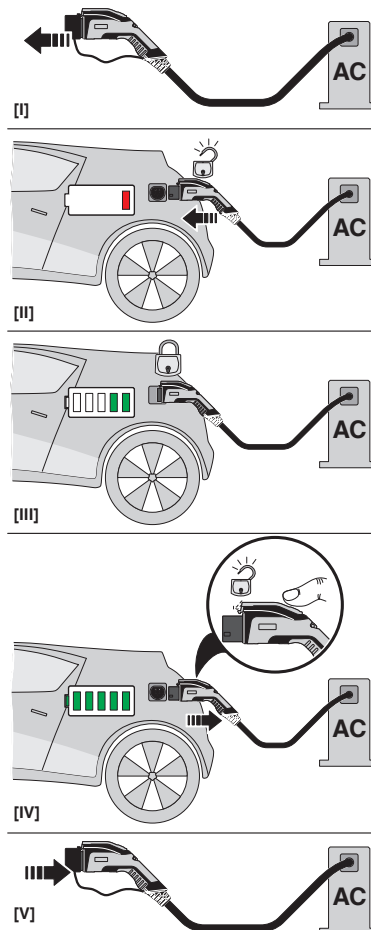
Make sure that the vehicle charging connector is placed in an appropriate charging connector holder, which ensures a minimum protection rating of IP24 in accordance with IEC 61851-1, for the entire time between charging. To create this charging connector holder, use the dimensions of the vehicle charging connector. Detailed dimensions can also be found in the Download area.

# EV-GBG3C-1AC32A-7,5M6,0ESBK01 - AC charging cable

1003678

<https://www.phoenixcontact.com/us/products/1003678>

## Schematic diagram



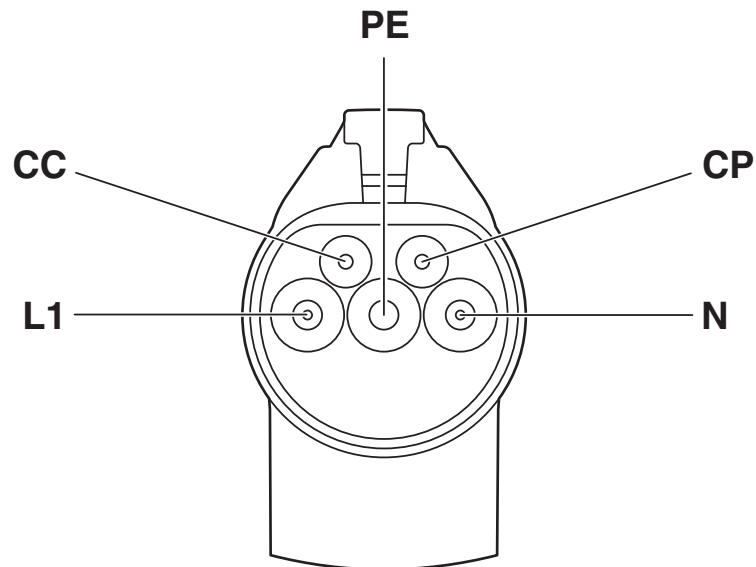
## Operating instructions

# EV-GBG3C-1AC32A-7,5M6,0ESBK01 - AC charging cable

1003678


<https://www.phoenixcontact.com/us/products/1003678>

Schematic diagram



Pin assignment of the Vehicle Connector

Schematic diagram



Terminology definition

# EV-GBG3C-1AC32A-7,5M6,0ESBK01 - AC charging cable



1003678  
<https://www.phoenixcontact.com/us/products/1003678>

## Classifications

### ECLASS

ECLASS-13.0	27144705
ECLASS-15.0	27144705

### ETIM

ETIM 9.0	EC002897
----------	----------

### UNSPSC

UNSPSC 21.0	39121500
-------------	----------



# EV-GBG3C-1AC32A-7,5M6,0ESBK01 - AC charging cable



1003678

<https://www.phoenixcontact.com/us/products/1003678>

## Environmental product compliance

### EU RoHS

Fulfills EU RoHS substance requirements	Yes
Exemption	6(c)

### China RoHS

Environment friendly use period (EFUP)	EFUP-50
	An article-related China RoHS declaration table can be found in the download area for the respective article under "Manufacturer declaration". For all articles with EFUP-E, no China RoHS declaration table issued and required.

### EU REACH SVHC

REACH candidate substance (CAS No.)	Lead(CAS: 7439-92-1)
SCIP	b22e2b90-a061-408d-9518-95ebd1eceedd

Phoenix Contact 2025 © - all rights reserved

<https://www.phoenixcontact.com>

Phoenix Contact USA  
586 Fulling Mill Road  
Middletown, PA 17057, United States  
(+717) 944-1300  
[info@phoenixcon.com](mailto:info@phoenixcon.com)