

DFK-2,8 - Panel feed-through terminal block



0706016

<https://www.phoenixcontact.com/us/products/0706016>

Please be informed that the data shown in this PDF document is generated from our online catalog. Please find the complete data in the user documentation. Our general terms of use for downloads are valid.



Panel feed-through terminal block, connection method: Screw connection with tension sleeve, Solder/Slip-on connection, number of positions: 1, load current: 18 A, cross section: 0.2 mm² - 4 mm², connection direction of the conductor to plug-in direction: 90 °, width: 6 mm, color: gray

Your advantages

- Well-known connection principle allows worldwide use
- Low temperature rise, thanks to maximum contact force
- Allows connection of two conductors
- Tool-free snap-in principle enables easy mounting on the device panel

Commercial data

Item number	0706016
Packing unit	50 pc
Minimum order quantity	50 pc
Sales key	AA28
Product key	AA1ABA
GTIN	4017918003678
Weight per piece (including packing)	5.412 g
Weight per piece (excluding packing)	5.362 g
Customs tariff number	85369010
Country of origin	PL

DFK-2,8 - Panel feed-through terminal block



0706016

<https://www.phoenixcontact.com/us/products/0706016>

Technical data

Product properties

Product type	Panel feed-through terminal block
Product family	DFK-2,8
Number of positions	1
Pitch	6 mm
Number of connections	2
Number of rows	1
Number of potentials	1

Insulation characteristics

Overvoltage category	III
Degree of pollution	3

Electrical properties

Properties

Nominal current I_N	17.5 A
Nominal voltage U_N	400 V
Rated voltage (III/3)	400 V
Rated surge voltage (III/3)	4 kV

Connection data

Connection technology

Nominal cross section	4 mm ²
-----------------------	-------------------

Conductor connection exterior

Connection method	Screw connection with tension sleeve
Connection direction of the conductor to plug-in direction	90 °
Conductor cross-section rigid	0.2 mm ² ... 4 mm ²
Conductor cross-section flexible	0.2 mm ² ... 4 mm ²
Conductor cross-section flexible, with ferrule without plastic sleeve	0.25 mm ² ... 4 mm ²
Conductor cross-section, flexible, with ferrule, with plastic sleeve	0.25 mm ² ... 2.5 mm ²
2 conductors with same cross section, solid	0.2 mm ² ... 1 mm ²
2 conductors with same cross section, flexible	0.2 mm ² ... 1.5 mm ²
2 conductors with same cross section, flexible, with ferrule without plastic sleeve	0.25 mm ² ... 1 mm ²
2 conductors with the same cross section, flexible, with TWIN ferrule with plastic sleeve	0.5 mm ² ... 2.5 mm ²
Internal cylindrical gage	A3
Stripping length	9 mm
Tightening torque	0.6 Nm ... 0.8 Nm

Conductor connection interior

DFK-2,8 - Panel feed-through terminal block



0706016
<https://www.phoenixcontact.com/us/products/0706016>

Connection method	Solder/Slip-on connection
Connection direction of the conductor to plug-in direction	0 °
Conductor cross-section rigid	0.2 mm² ... 1.5 mm²
Conductor cross-section flexible	0.2 mm² ... 1.5 mm²
Internal cylindrical gage	A3

Material specifications

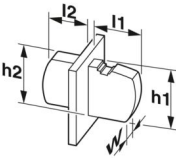
Material data - contact	
Note	WEEE/RoHS-compliant, free of whiskers according to IEC 60068-2-82/JEDEC JESD 201
Contact material	Cu alloy
Surface characteristics	tin-plated

Material data - housing	
Color (Housing)	gray (7042)
Insulating material	PA
Insulating material group	I
CTI according to IEC 60112	600
Flammability rating according to UL 94	V2

Notes

Safety note	
Safety note	<ul style="list-style-type: none">• Only electrically qualified personnel may install and operate the product. To recognize and prevent danger, the qualified personnel must be familiar with the basics of electrical engineering.• Observe the technical data provided here and refer to the documents listed under "Downloads". The download area contains important information, such as installation notes, technical drawings, and 3D data.• The cable entry funnel is not safe to touch. Never connect or disconnect the terminal when it is energized. Take appropriate steps to ensure touch protection.

Dimensions

Dimensional drawing	
Pitch	6 mm
Width [w]	6 mm
Height [h]	20.8 mm
Length [l]	37.5 mm

External dimensions

DFK-2,8 - Panel feed-through terminal block



0706016

<https://www.phoenixcontact.com/us/products/0706016>

Height [h1]	20.8 mm
Length [l1]	21.2 mm

Mechanical tests

Test for conductor damage and slackening

Specification	IEC 60947-7-1:2009-04
Result	Test passed

Pull-out test

Specification	IEC 60947-7-1:2009-04
Conductor cross-section/conductor type/tractive force setpoint/actual value	0.2 mm ² / solid / > 10 N
	0.2 mm ² / flexible / > 10 N
	4 mm ² / solid / > 60 N
	4 mm ² / flexible / > 60 N

Electrical tests

Temperature-rise test

Specification	IEC 60947-7-1:2009-04
Requirement temperature-rise test	Increase in temperature ≤ 45 K

Short-time withstand current

Specification	IEC 60947-7-1:2009-04
---------------	-----------------------

Air clearances and creepage distances | 1. Insulation coordination

Specification	IEC 60947-7-1:2009-04
Insulating material group	I
Comparative tracking index (IEC 60112)	CTI 600
Rated insulation voltage (III/3)	400 V
Rated surge voltage (III/3)	4 kV
minimum clearance value - non-homogenous field (III/3)	3 mm
minimum creepage distance (III/3)	5 mm

Environmental and real-life conditions

Vibration test

Specification	IEC 60068-2-6:2007-12
Frequency	10 - 150 - 10 Hz
Sweep speed	1 octave/min
Amplitude	0.35 mm (10 Hz ... 60.1 Hz)
Acceleration	5g (60.1 Hz ... 150 Hz)
Test duration per axis	2.5 h
Test directions	X-, Y- and Z-axis

Glow-wire test

Specification	IEC 60695-2-11:2014-02
Temperature	960 °C

DFK-2,8 - Panel feed-through terminal block



0706016

<https://www.phoenixcontact.com/us/products/0706016>

Time of exposure	30 s
------------------	------

Ambient conditions

Ambient temperature (operation)	-40 °C ... 100 °C (Depending on the current carrying capacity/derating curve)
Ambient temperature (storage/transport)	-40 °C ... 70 °C
Relative humidity (storage/transport)	30 % ... 70 %
Ambient temperature (assembly)	-5 °C ... 100 °C

Packaging specifications

Type of packaging	packed in cardboard
-------------------	---------------------

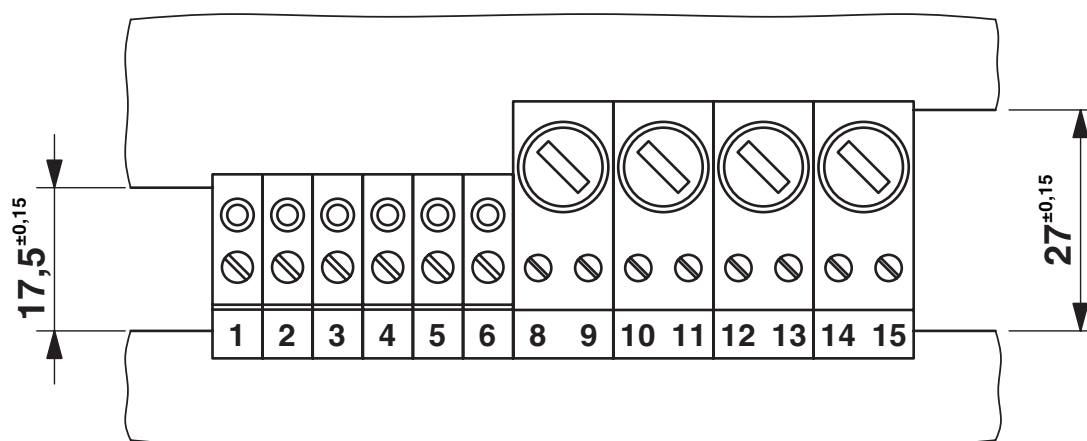
DFK-2,8 - Panel feed-through terminal block

0706016

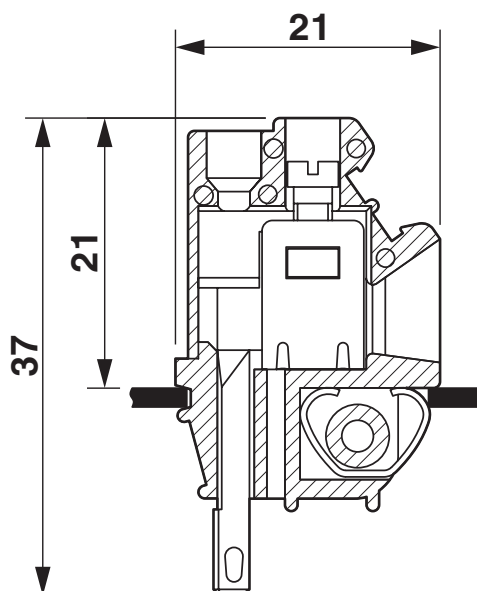
<https://www.phoenixcontact.com/us/products/0706016>

Drawings

Dimensional drawing



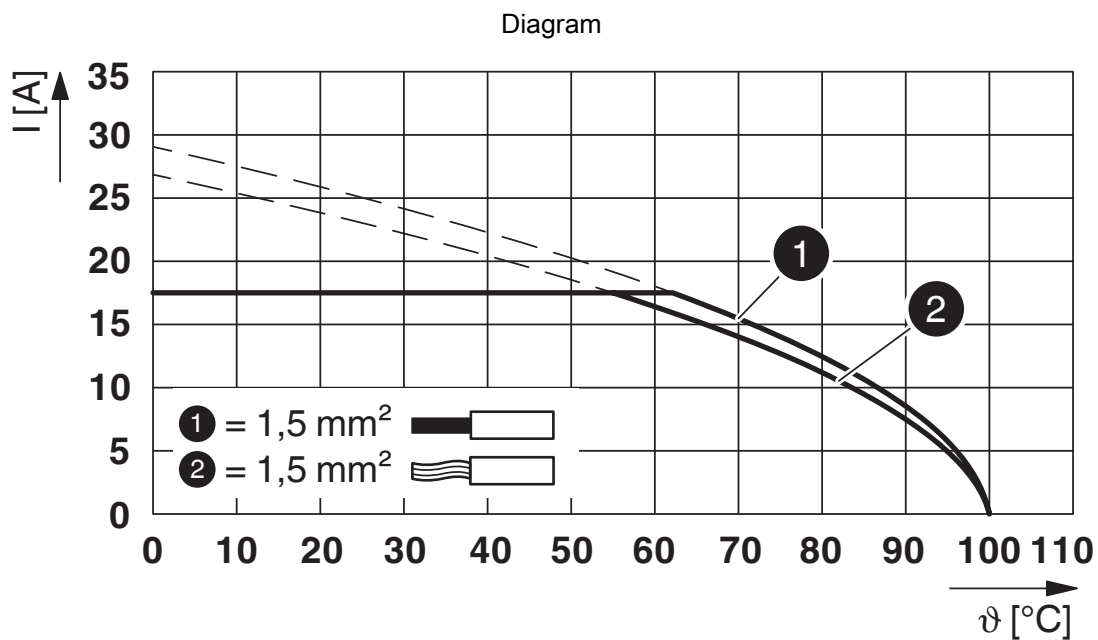
Dimensional drawing



DFK-2,8 - Panel feed-through terminal block

0706016

<https://www.phoenixcontact.com/us/products/0706016>



Type: DFK-2,8

DFK-2,8 - Panel feed-through terminal block




0706016


<https://www.phoenixcontact.com/us/products/0706016>

Approvals

To download certificates, visit the product detail page: <https://www.phoenixcontact.com/us/products/0706016>



CSA
Approval ID: 13631

	cULus Recognized Approval ID: E60425-19900730			
	Nominal voltage U _N	Nominal current I _N	Cross section AWG	Cross section mm ²
keine				
	300 V	15 A	28 - 12	-

DFK-2,8 - Panel feed-through terminal block



0706016

<https://www.phoenixcontact.com/us/products/0706016>

Classifications

ECLASS

ECLASS-13.0	27141134
ECLASS-15.0	27141134

ETIM

ETIM 9.0	EC001283
----------	----------

UNSPSC

UNSPSC 21.0	39121400
-------------	----------

DFK-2,8 - Panel feed-through terminal block



0706016
<https://www.phoenixcontact.com/us/products/0706016>

Environmental product compliance

EU RoHS	
Fulfills EU RoHS substance requirements	Yes, No exemptions
China RoHS	
Environment friendly use period (EFUP)	EFUP-E
	No hazardous substances above the limits
EU REACH SVHC	
REACH candidate substance (CAS No.)	No substance above 0.1 wt%
EF3.0 Climate Change	
CO2e kg	0.073 kg CO2e

Phoenix Contact 2025 © - all rights reserved
<https://www.phoenixcontact.com>

Phoenix Contact USA
586 Fulling Mill Road
Middletown, PA 17057, United States
(+717) 944-1300
info@phoenixcon.com