

# UW 16/S - Panel feed-through terminal block



3073351

<https://www.phoenixcontact.com/us/products/3073351>

Please be informed that the data shown in this PDF document is generated from our online catalog. Please find the complete data in the user documentation. Our general terms of use for downloads are valid.



Panel feed-through terminal block, connection method: Screw connection with tension sleeve, Screw connection with tension sleeve, number of positions: 1, load current: 76 A, cross section: 6 mm<sup>2</sup> - 25 mm<sup>2</sup>, connection direction of the conductor to plug-in direction: 0 °, width: 12.1 mm, color: gray

## Your advantages

- Well-known connection principle allows worldwide use
- Low temperature rise, thanks to maximum contact force
- Tool-free snap-in principle enables easy mounting on the device panel
- Automatic panel thickness compensation enables universal use

## Commercial data

Item number	3073351
Packing unit	50 pc
Minimum order quantity	50 pc
Sales key	AA28
Product key	AA1DDA
GTIN	4046356344609
Weight per piece (including packing)	37.15 g
Weight per piece (excluding packing)	32.7 g
Customs tariff number	85369010
Country of origin	CN

# UW 16/S - Panel feed-through terminal block



3073351

<https://www.phoenixcontact.com/us/products/3073351>

## Technical data

### Product properties

Product type	Panel feed-through terminal block
Product family	UW 16
Number of positions	1
Pitch	12.1 mm
Number of connections	2
Number of rows	1
Number of potentials	1

### Insulation characteristics

Overvoltage category	III
Degree of pollution	3

### Electrical properties

#### Properties

Nominal current $I_N$	76 A
Nominal voltage $U_N$	500 V (without spacer plate)
Rated voltage (III/3)	500 V
Rated surge voltage (III/3)	6 kV

### Connection data

#### Connection technology

Connector system	UW 16 / PW 16
Nominal cross section	16 mm <sup>2</sup>

#### Conductor connection exterior

Connection method	Screw connection with tension sleeve
Connection direction of the conductor to plug-in direction	0 °
Conductor cross-section rigid	6 mm <sup>2</sup> ... 25 mm <sup>2</sup>
Conductor cross-section flexible	6 mm <sup>2</sup> ... 16 mm <sup>2</sup>
Conductor cross-section flexible, with ferrule without plastic sleeve	6 mm <sup>2</sup> ... 16 mm <sup>2</sup>
Conductor cross-section, flexible, with ferrule, with plastic sleeve	6 mm <sup>2</sup> ... 16 mm <sup>2</sup>
2 conductors with same cross section, solid	2.5 mm <sup>2</sup> ... 10 mm <sup>2</sup>
2 conductors with same cross section, flexible	2.5 mm <sup>2</sup> ... 6 mm <sup>2</sup>
2 conductors with same cross section, flexible, with ferrule without plastic sleeve	4 mm <sup>2</sup> ... 6 mm <sup>2</sup>
2 conductors with the same cross section, flexible, with TWIN ferrule with plastic sleeve	4 mm <sup>2</sup> ... 6 mm <sup>2</sup>
Internal cylindrical gage	B7
Stripping length	16 mm
Tightening torque	2 Nm ... 2.3 Nm

# UW 16/S - Panel feed-through terminal block



3073351

<https://www.phoenixcontact.com/us/products/3073351>

## Conductor connection interior

Connection method	Screw connection with tension sleeve
Connection direction of the conductor to plug-in direction	0 °
Conductor cross-section rigid	6 mm² ... 25 mm²
Conductor cross-section flexible	6 mm² ... 16 mm²
Conductor cross-section flexible, with ferrule without plastic sleeve	6 mm² ... 16 mm²
Conductor cross-section, flexible, with ferrule, with plastic sleeve	6 mm² ... 16 mm²
2 conductors with same cross section, solid	2.5 mm² ... 10 mm²
2 conductors with same cross section, flexible	2.5 mm² ... 6 mm²
2 conductors with same cross section, flexible, with ferrule without plastic sleeve	4 mm² ... 6 mm²
2 conductors with the same cross section, flexible, with TWIN ferrule with plastic sleeve	4 mm² ... 6 mm²
Internal cylindrical gage	B7
Stripping length	16 mm
Tightening torque	2 Nm ... 2.3 Nm

## Mounting

Panel thickness	1 mm...6 mm
-----------------	-------------

Attachment to feed-through panel	
Tightening torque	1 Nm (Mounting screw torque)
Screw	M4

## Material specifications

### Material data - contact

Note	WEEE/RoHS-compliant, free of whiskers according to IEC 60068-2-82/JEDEC JESD 201
Contact material	Cu alloy
Surface characteristics	tin-plated

### Material data - housing

Color (Housing)	gray (7042)
Insulating material	PA
Insulating material group	I
CTI according to IEC 60112	600
Flammability rating according to UL 94	V0
Glow wire flammability index GWFI according to EN 60695-2-12	850
Glow wire ignition temperature GWIT according to EN 60695-2-13	775
Temperature for the ball pressure test according to EN 60695-10-2	125 °C

## Notes

# UW 16/S - Panel feed-through terminal block



3073351

<https://www.phoenixcontact.com/us/products/3073351>

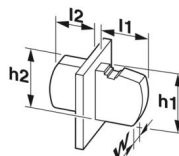
## Safety note

### Safety note

- Only electrically qualified personnel may install and operate the product.  
To recognize and prevent danger, the qualified personnel must be familiar with the basics of electrical engineering.
- Observe the technical data provided here and refer to the documents listed under "Downloads". The download area contains important information, such as installation notes, technical drawings, and 3D data.
- The cable entry funnel is not safe to touch. Never connect or disconnect the terminal when it is energized. Take appropriate steps to ensure touch protection.

## Dimensions

### Dimensional drawing



### Pitch

12.1 mm

### Width [w]

12.1 mm

## External dimensions

### Width [w]

12.1 mm

### Height [h1]

41.1 mm

### Length [l1]

36.8 mm

## Internal dimensions

### Width [w]

12.1 mm

### Height [h2]

38.3 mm

### Length [l2]

29.5 mm

## Mechanical tests

### Test for conductor damage and slackening

#### Specification

IEC 60947-7-1:2009-04

#### Result

Test passed

### Pull-out test

#### Specification

IEC 60947-7-1:2009-04

#### Conductor cross-section/conductor type/tractive force setpoint/actual value

6 mm<sup>2</sup> / solid / > 80 N

6 mm<sup>2</sup> / flexible / > 80 N

25 mm<sup>2</sup> / stranded / > 135 N

16 mm<sup>2</sup> / flexible / > 100 N

## Electrical tests

### Temperature-rise test

# UW 16/S - Panel feed-through terminal block



3073351

<https://www.phoenixcontact.com/us/products/3073351>

Specification	IEC 60947-7-1:2009-04
Requirement temperature-rise test	Increase in temperature $\leq 45$ K

## Short-time withstand current

Specification	IEC 60947-7-1:2009-04
---------------	-----------------------

## Air clearances and creepage distances | 1. Insulation coordination

Application	without spacer plate
Specification	IEC 60947-7-1:2009-04
Insulating material group	I
Comparative tracking index (IEC 60112)	CTI 600
Rated insulation voltage (III/3)	500 V
Rated surge voltage (III/3)	6 kV
minimum clearance value - non-homogenous field (III/3)	5.5 mm
minimum creepage distance (III/3)	6.3 mm

## Air clearances and creepage distances | 2. Insulation coordination

Application	with spacer plate
Specification	IEC 60947-7-1:2009-04
Insulating material group	I
Comparative tracking index (IEC 60112)	CTI 600
Rated insulation voltage (III/3)	800 V
Rated surge voltage (III/3)	8 kV
minimum clearance value - non-homogenous field (III/3)	8 mm
minimum creepage distance (III/3)	10 mm

## Environmental and real-life conditions

### Vibration test

Specification	IEC 60068-2-6:2007-12
Frequency	10 - 150 - 10 Hz
Sweep speed	1 octave/min
Amplitude	0.35 mm (10 Hz ... 60.1 Hz)
Acceleration	5g (60.1 Hz ... 150 Hz)
Test duration per axis	2.5 h
Test directions	X-, Y- and Z-axis

### Glow-wire test

Specification	IEC 60695-2-11:2014-02
Temperature	960 °C
Time of exposure	30 s

### Shocks

Specification	IEC 60068-2-27:2008-02
Pulse shape	Semi-sinusoidal
Acceleration	30g
Shock duration	18 ms

# UW 16/S - Panel feed-through terminal block



3073351

<https://www.phoenixcontact.com/us/products/3073351>

Test directions	X-, Y- and Z-axis (pos. and neg.)
-----------------	-----------------------------------

## Ambient conditions

Ambient temperature (operation)	-40 °C ... 105 °C (Depending on the current carrying capacity/derating curve)
Ambient temperature (storage/transport)	-40 °C ... 70 °C
Relative humidity (storage/transport)	30 % ... 70 %
Ambient temperature (assembly)	-5 °C ... 100 °C

## Packaging specifications

Type of packaging	packed in cardboard
-------------------	---------------------

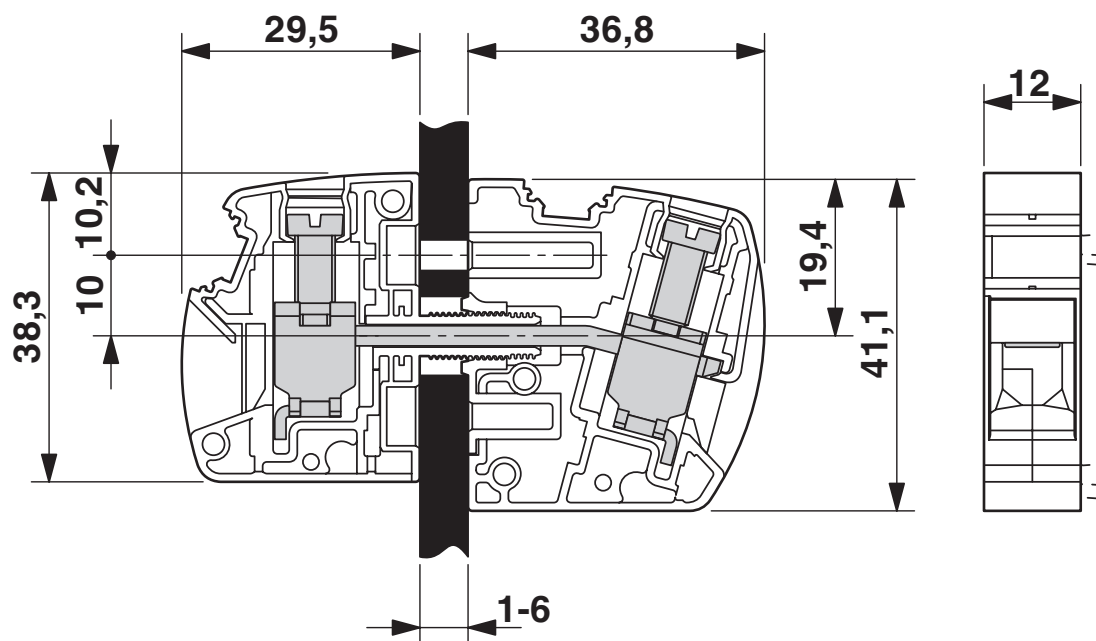
# UW 16/S - Panel feed-through terminal block

3073351

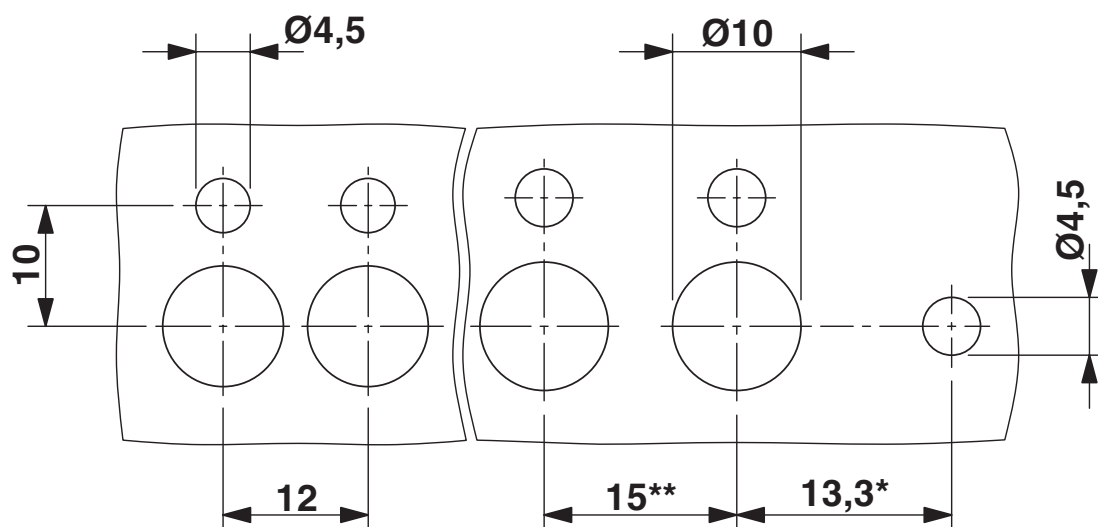
<https://www.phoenixcontact.com/us/products/3073351>

## Drawings

Dimensional drawing



Dimensional drawing



\* Only when using the UW...-F flange plate

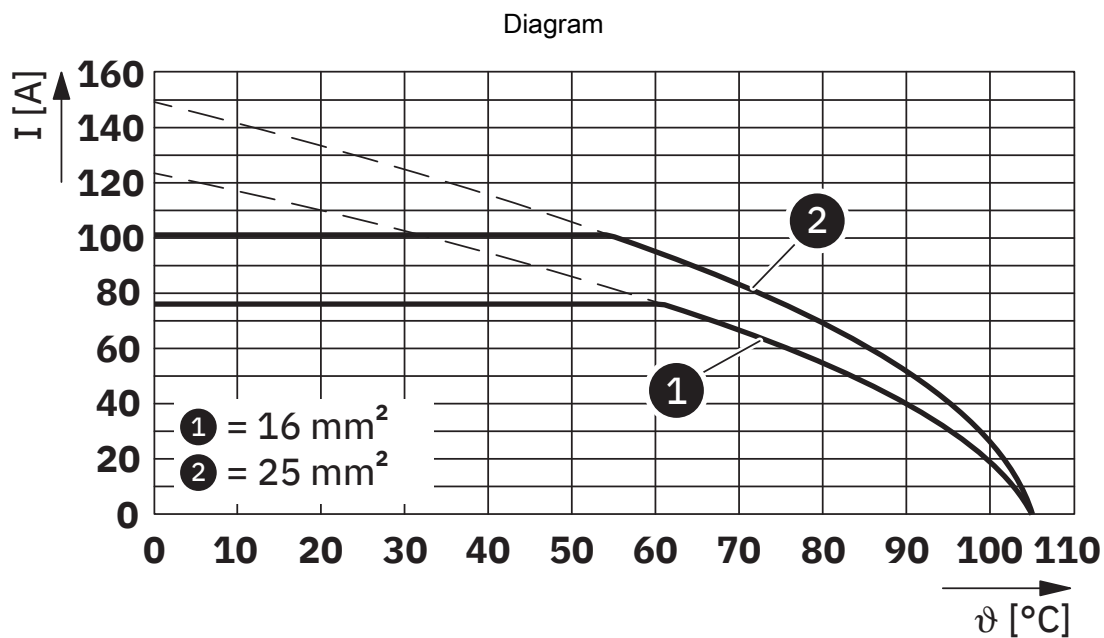
\*\* Dimensions when using the DP-UW... spacer plate

# UW 16/S - Panel feed-through terminal block



3073351

<https://www.phoenixcontact.com/us/products/3073351>



Type: UW 16



# UW 16/S - Panel feed-through terminal block





3073351

<https://www.phoenixcontact.com/us/products/3073351>

## Approvals

To download certificates, visit the product detail page: <https://www.phoenixcontact.com/us/products/3073351>

 <b>CSA</b> Approval ID: 13631				
	Nominal voltage $U_N$	Nominal current $I_N$	Cross section AWG	Cross section $\text{mm}^2$
B				
	600 V	80 A	10 - 4	-
C				
	600 V	80 A	10 - 4	-

 <b>cULus Recognized</b> Approval ID: E60425-20100423				
	Nominal voltage $U_N$	Nominal current $I_N$	Cross section AWG	Cross section $\text{mm}^2$
B				
	600 V	85 A	10 - 4	-
C				
	600 V	85 A	10 - 4	-

# UW 16/S - Panel feed-through terminal block



3073351

<https://www.phoenixcontact.com/us/products/3073351>

## Classifications

### ECLASS

ECLASS-13.0	27141134
ECLASS-15.0	27141134

### ETIM

ETIM 9.0	EC001283
----------	----------

### UNSPSC

UNSPSC 21.0	39121400
-------------	----------

# UW 16/S - Panel feed-through terminal block



3073351  
<https://www.phoenixcontact.com/us/products/3073351>

## Environmental product compliance

EU RoHS	
Fulfills EU RoHS substance requirements	Yes, No exemptions
China RoHS	
Environment friendly use period (EFUP)	EFUP-E
	No hazardous substances above the limits
EU REACH SVHC	
REACH candidate substance (CAS No.)	No substance above 0.1 wt%

Phoenix Contact 2025 © - all rights reserved  
<https://www.phoenixcontact.com>

Phoenix Contact USA  
586 Fulling Mill Road  
Middletown, PA 17057, United States  
(+717) 944-1300  
[info@phoenixcon.com](mailto:info@phoenixcon.com)