

PLC-BPT-120UC/21/SO46 - Relay base



2900453

<https://www.phoenixcontact.com/us/products/2900453>

Please be informed that the data shown in this PDF document is generated from our online catalog. Please find the complete data in the user documentation. Our general terms of use for downloads are valid.



6.2 mm PLC basic terminal block against interference currents/voltages on the control side with Push-in connection, without relay or solid-state relay, for mounting on DIN rail NS 35/7,5, with integrated RCZ filter, 1 changeover contact, input voltage 120 V AC

Your advantages

- High relay release voltage
- Resistant to interference currents

Commercial data

Item number	2900453
Packing unit	10 pc
Minimum order quantity	10 pc
Sales key	C461
Product key	DK62AM
GTIN	4046356512886
Weight per piece (including packing)	27.23 g
Weight per piece (excluding packing)	28.14 g
Customs tariff number	85366990
Country of origin	DE

Technical data

Notes

Utilization restriction

EMC note	EMC: class A product, see manufacturer's declaration in the download area
----------	---

Product properties

Product type	Relay socket
Product family	PLC-INTERFACE
Application	Filter to prevent interference
Operating mode	100% operating factor
Compatible components	Miniature relay, REL-MR-60DC/21AU, REL-MR-60DC/21; miniature optocoupler, OPT-60DC/48DC/100, OPT-60DC/24DC/2, OPT-60DC/230AC/1

Electrical properties

Protective circuit	Bridge rectifier; Bridge rectifier
	RCZ filter; RCZ filter

Input data

Nominal input voltage U_N	120 V AC
	110 V DC
	The nominal voltage of the plug-on electromechanical relay or solid-state relay (see necessary accessories) deviates from the nominal input voltage of the base with integrated upstream circuit
	120 V AC
	110 V DC
	The nominal voltage of the plug-on electromechanical relay or solid-state relay (see necessary accessories) deviates from the nominal input voltage of the base with integrated upstream circuit

Relay assembly

Nominal input voltage U_N	120 V AC
	110 V DC
Input voltage range in reference to U_N	0.8 ... 1.4
Typical input current at U_N	7 mA (50 Hz)
	8 mA (60 Hz)
Typical response time	7 ms
Typical release time	20 ms
Typical release voltage	50 V AC
Operating voltage display	Yellow LED
Protective circuit	Bridge rectifier; Bridge rectifier
	Filter; Filter

Optocoupler assembly

PLC-BPT-120UC/21/SO46 - Relay base



2900453

<https://www.phoenixcontact.com/us/products/2900453>

Nominal input voltage U_N	120 V AC
	110 V DC
Input voltage range in reference to U_N	0.85 ... 1.1
Typical input current at U_N	7 mA (50 Hz)
	8 mA (60 Hz)
Switching threshold "0" signal in reference to U_N	≤ 0.4
Typical response time	6 ms
Typical release time	10 ms
Operating voltage display	Yellow LED
Protective circuit	Bridge rectifier; Bridge rectifier
	Filter; Filter

Output data

Compatible components	Miniature relay, REL-MR-60DC/21AU, REL-MR-60DC/21; miniature optocoupler, OPT-60DC/48DC/100, OPT-60DC/24DC/2, OPT-60DC/230AC/1
Maximum switching voltage	48 V DC
Minimum switching voltage	3 V DC
Limiting continuous current	100 mA
Voltage drop at max. limiting continuous current	< 1 V
Output circuit	2-conductor, floating
Protective circuit	Reverse polarity protection
	Surge protection
Maximum switching voltage	30 V DC
Minimum switching voltage	3 V DC
Limiting continuous current	3 A
Voltage drop at max. limiting continuous current	< 200 mV
Maximum inrush current	15 A (10 ms)
Output circuit	2-conductor, floating
Protective circuit	Reverse polarity protection
	Surge protection
Maximum switching voltage	253 V AC (Partition plate PLC-ATP must be installed for voltages larger than 250 V (L1, L2, L3) between identical terminal points in adjacent modules. Potential bridging is then carried out with FBST 8-PLC... or ...FBST 500...)
Minimum switching voltage	24 V AC
Limiting continuous current	0.75 A
Voltage drop at max. limiting continuous current	< 1 V
Maximum inrush current	30 A (10 ms)
Output circuit	2-conductor, floating
Protective circuit	RCV circuit
Leakage current	< 1 mA
Phase angle $\cos \phi$ min	0.5
Max. load value	4.5 A ² s

Connection data

PLC-BPT-120UC/21/SO46 - Relay base



2900453

<https://www.phoenixcontact.com/us/products/2900453>

Connection method	Push-in connection
Stripping length	10 mm
Conductor cross-section rigid	0.14 mm² ... 2.5 mm²
Conductor cross-section flexible	0.14 mm² ... 2.5 mm²
	0.2 mm² ... 2.5 mm² (Single ferrule)
	2x 0.5 mm² ... 1 mm² (TWIN ferrule)
Conductor cross-section AWG	26 ... 14

Signaling

Status display	LED
----------------	-----

Dimensions

Width	6.2 mm
Height	80 mm
Depth	94 mm

Material specifications

Color	gray (RAL 7042)
Flammability rating according to UL 94 (Housing)	V0 (Housing)

Environmental and real-life conditions

Ambient conditions

Ambient temperature (operation)	-40 °C ... 55 °C
Ambient temperature (storage/transport)	-40 °C ... 85 °C

Approvals

CE

Certificate	CE-compliant
-------------	--------------

UKCA

Certificate	UKCA-compliant
-------------	----------------

Shipbuilding approval

Certificate	TAE0000196
-------------	------------

Corrosive gas test

Identification	ISA-S71.04. G3 Harsh Group
	EN 60068-2-60

Shipbuilding data

Temperature	D
Humidity	A
Vibration	B/C
EMC	B
Enclosure	Required protection according to the Rules shall be provided upon installation on board

PLC-BPT-120UC/21/SO46 - Relay base



2900453

<https://www.phoenixcontact.com/us/products/2900453>

EMC data

Electromagnetic compatibility	Conformance with EMC directive
Low Voltage Directive	Conformance with Low Voltage Directive

Standards and regulations

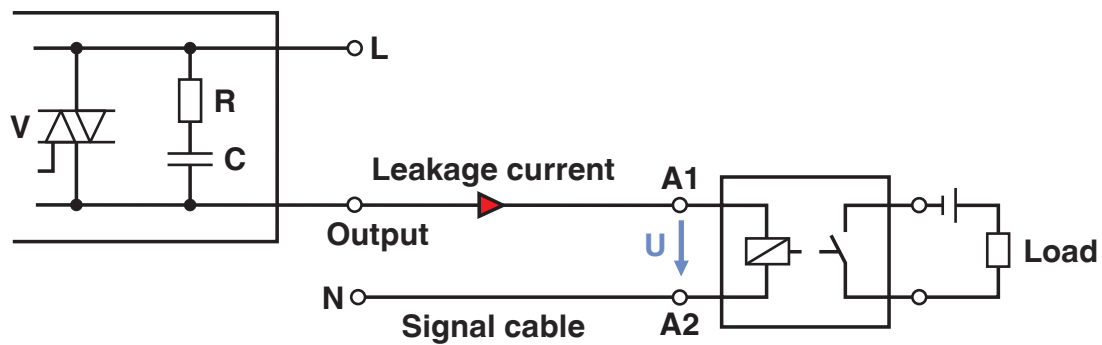
Standards/regulations	IEC/EN 60664-1
-----------------------	----------------

Mounting

Mounting type	DIN rail mounting
Assembly note	in rows with zero spacing
Mounting position	any

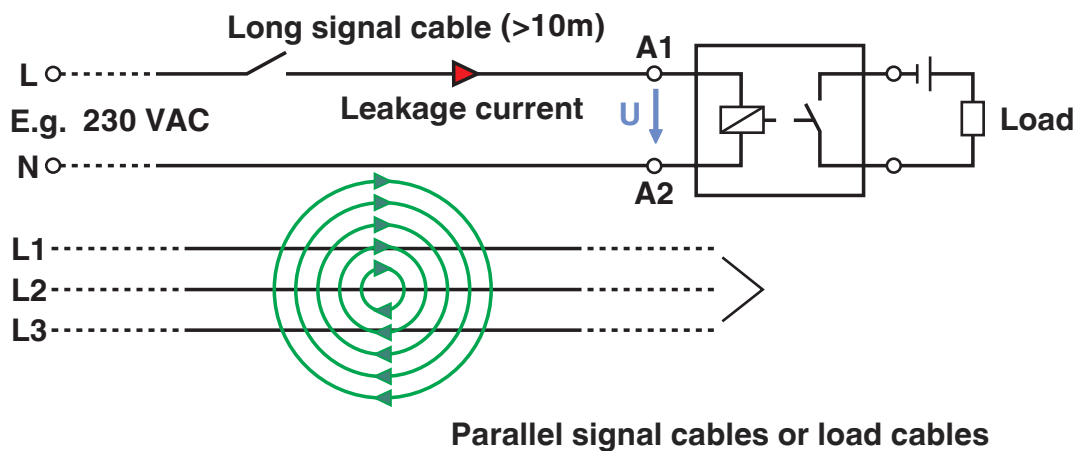
Drawings

Application drawing



Occurrence of interference signals
Scenario 1: controller - AC output card

Application drawing

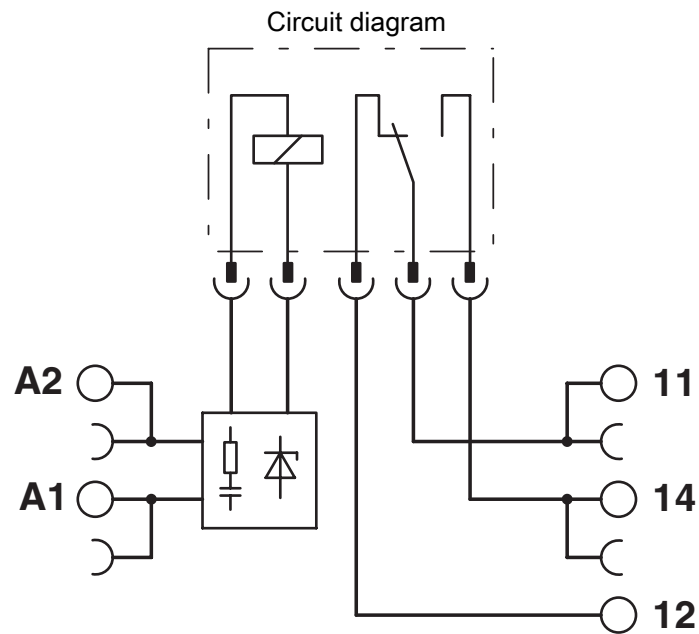


Occurrence of interference signals
Scenario 2: long signal cables

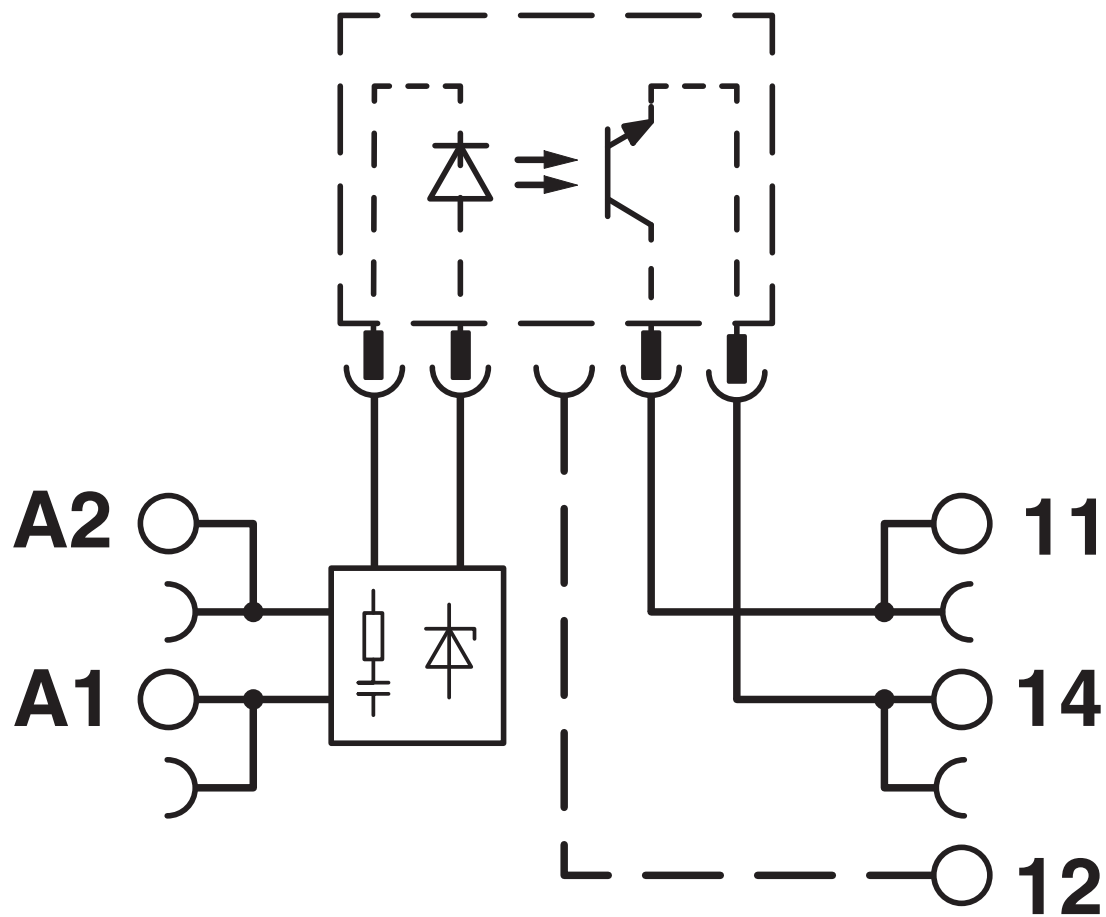
PLC-BPT-120UC/21/SO46 - Relay base

2900453

<https://www.phoenixcontact.com/us/products/2900453>

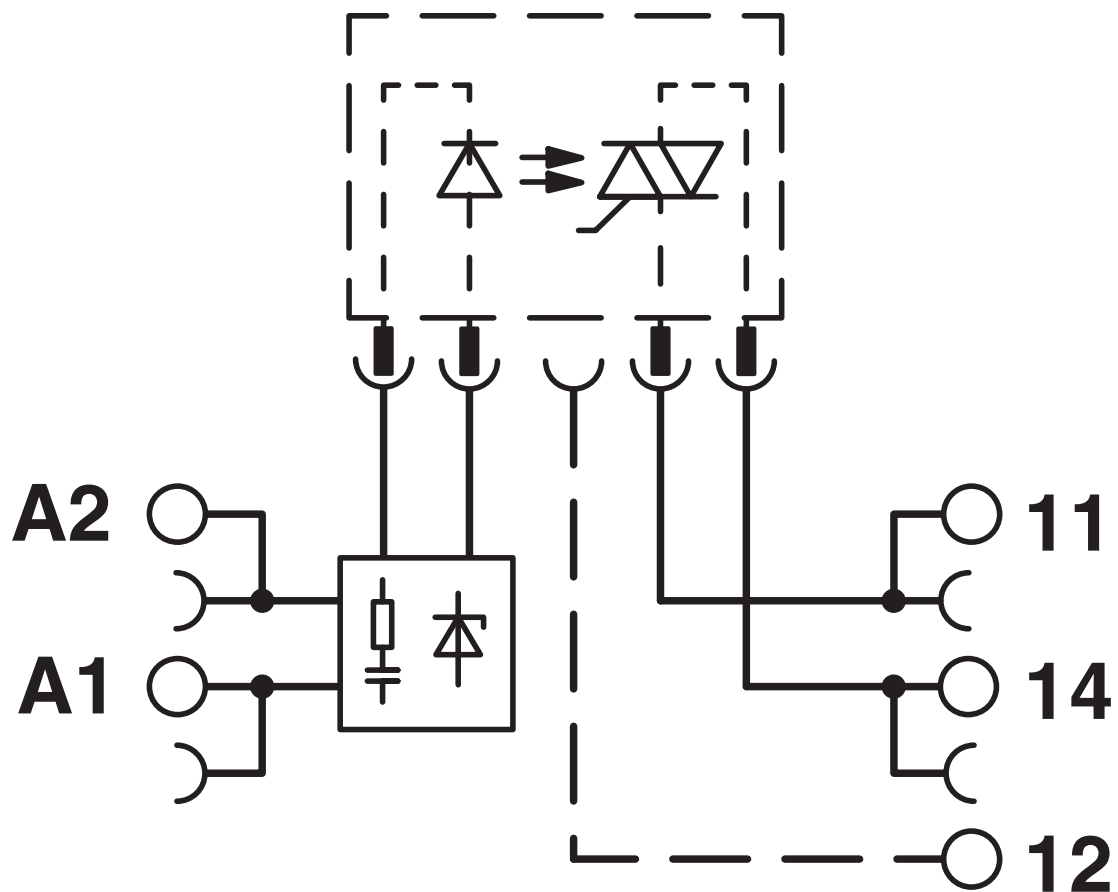


Circuit diagram



DC output

Circuit diagram



AC output

PLC-BPT-120UC/21/SO46 - Relay base



2900453

<https://www.phoenixcontact.com/us/products/2900453>

Approvals

To download certificates, visit the product detail page: <https://www.phoenixcontact.com/us/products/2900453>



cUL Recognized
Approval ID: E238705



UL Recognized
Approval ID: E238705



EAC
Approval ID: RU D-DE.B*00573/18



DNV GL
Approval ID: TAE0000196

PLC-BPT-120UC/21/SO46 - Relay base



2900453

<https://www.phoenixcontact.com/us/products/2900453>

Classifications

ECLASS

ECLASS-13.0	27371603
ECLASS-15.0	27371603

ETIM

ETIM 9.0	EC001456
----------	----------

UNSPSC

UNSPSC 21.0	39122300
-------------	----------

PLC-BPT-120UC/21/SO46 - Relay base



2900453

<https://www.phoenixcontact.com/us/products/2900453>

Environmental product compliance

EU RoHS

Fulfills EU RoHS substance requirements	Yes
Exemption	7(a), 7(c)-I

China RoHS

Environment friendly use period (EFUP)	EFUP-50
	An article-related China RoHS declaration table can be found in the download area for the respective article under "Manufacturer declaration". For all articles with EFUP-E, no China RoHS declaration table issued and required.

EU REACH SVHC

REACH candidate substance (CAS No.)	Lead(CAS: 7439-92-1)
SCIP	ba8c3803-f89f-47f3-bc29-f0c574323937

Phoenix Contact 2025 © - all rights reserved

<https://www.phoenixcontact.com>

Phoenix Contact USA
586 Fulling Mill Road
Middletown, PA 17057, United States
(+717) 944-1300
info@phoenixcon.com