

DIKD 1,5-PV BK - Initiator/actuator terminal block



2715571

<https://www.phoenixcontact.com/us/products/2715571>

Please be informed that the data shown in this PDF document is generated from our online catalog. Please find the complete data in the user documentation. Our general terms of use for downloads are valid.



Initiator/actuator terminal block, with equipotential bonder, nom. voltage: 250 V, nominal current: 24 A, connection method: Screw connection, 1st, 2nd and 3rd level, Rated cross section: 2.5 mm², cross section: 0.2 mm² - 4 mm², mounting type: NS 35/7,5, NS 35/15, color: black

Your advantages

- The potential distributor terminal block is available with gray, blue or black insulating housing for clear potential identification
- Bridgeable upper level for potential distribution over more than 6 terminal points
- Space-saving potential distributor terminal block

Commercial data

Item number	2715571
Packing unit	50 pc
Minimum order quantity	50 pc
Sales key	BE12
Product key	BE1217
GTIN	4017918061463
Weight per piece (including packing)	21.08 g
Weight per piece (excluding packing)	21.08 g
Customs tariff number	85369010
Country of origin	PL

Technical data

Product properties

Product type	Sensor/actuator terminal block
Number of connections	6
Number of rows	3
Potentials	1

Insulation characteristics

Overvoltage category	III
Degree of pollution	3

Electrical properties

Rated surge voltage	4 kV
Maximum power dissipation for nominal condition	0.77 W

Connection data

Number of connections per level	2
Nominal cross section	2.5 mm ²

1st, 2nd and 3rd level

Connection method	Screw connection
Screw thread	M3
Tightening torque	0.5 ... 0.6 Nm
Stripping length	8 mm
Internal cylindrical gage	A3
Connection in acc. with standard	IEC 60947-7-1
Conductor cross-section rigid	0.2 mm ² ... 4 mm ²
Cross section AWG	24 ... 12 (converted acc. to IEC)
Conductor cross-section flexible	0.2 mm ² ... 2.5 mm ²
Conductor cross-section, flexible [AWG]	24 ... 14 (converted acc. to IEC)
Conductor cross-section flexible (ferrule without plastic sleeve)	0.25 mm ² ... 2.5 mm ²
Flexible conductor cross-section (ferrule with plastic sleeve)	0.25 mm ² ... 2.5 mm ²
Cross-section with insertion bridge, rigid	4 mm ²
Cross-section with insertion bridge, flexible	2.5 mm ²
2 conductors with same cross section, solid	0.2 mm ² ... 1 mm ²
2 conductors with same cross section, flexible	0.2 mm ² ... 1 mm ²
2 conductors with same cross section, flexible, with ferrule without plastic sleeve	0.25 mm ² ... 1 mm ²
2 conductors with the same cross section, flexible, with TWIN ferrule with plastic sleeve	0.5 mm ² ... 1 mm ²
Nominal current	24 A
Maximum load current	32 A (in case of a 4 mm ² conductor cross-section, the maximum load current must not be exceeded by the total current of all connected conductors.)

DIKD 1,5-PV BK - Initiator/actuator terminal block



2715571

<https://www.phoenixcontact.com/us/products/2715571>

Nominal voltage	250 V
Nominal cross section	2.5 mm ²

Dimensions

Width	6.2 mm
Height	72.5 mm
Depth on NS 35/7,5	54.5 mm
Depth on NS 35/15	62 mm

Material specifications

Color	black (RAL 9005)
Flammability rating according to UL 94	V2
Insulating material group	I
Insulating material	PA
Static insulating material application in cold	-40 °C
Temperature index of insulation material (DIN EN 60216-1 (VDE 0304-21))	125 °C
Relative insulation material temperature index (Elec., UL 746 B)	125 °C

Electrical tests

Surge voltage test

Result	Test passed
--------	-------------

Temperature-rise test

Requirement temperature-rise test	Increase in temperature ≤ 45 K
Result	Test passed
Result	Test passed

Power-frequency withstand voltage

Test voltage setpoint	1.5 kV
Result	Test passed

Mechanical properties

Mechanical data

Open side panel	No
-----------------	----

Mechanical tests

Mechanical strength

Result	Test passed
--------	-------------

Attachment on the carrier

DIN rail/fixing support	NS 35
Result	Test passed

Environmental and real-life conditions

DIKD 1,5-PV BK - Initiator/actuator terminal block



2715571

<https://www.phoenixcontact.com/us/products/2715571>

Needle-flame test

Time of exposure	30 s
Result	Test passed

Ambient conditions

Ambient temperature (operation)	-60 °C ... 110 °C (Operating temperature range incl. self-heating; for max. short-term operating temperature, see RTI Elec.)
Ambient temperature (storage/transport)	-25 °C ... 60 °C (for a short time, not exceeding 24 h, -60 °C to +70 °C)
Ambient temperature (assembly)	-5 °C ... 70 °C
Ambient temperature (actuation)	-5 °C ... 70 °C
Permissible humidity (operation)	20 % ... 90 %
Permissible humidity (storage/transport)	30 % ... 70 %

Standards and regulations

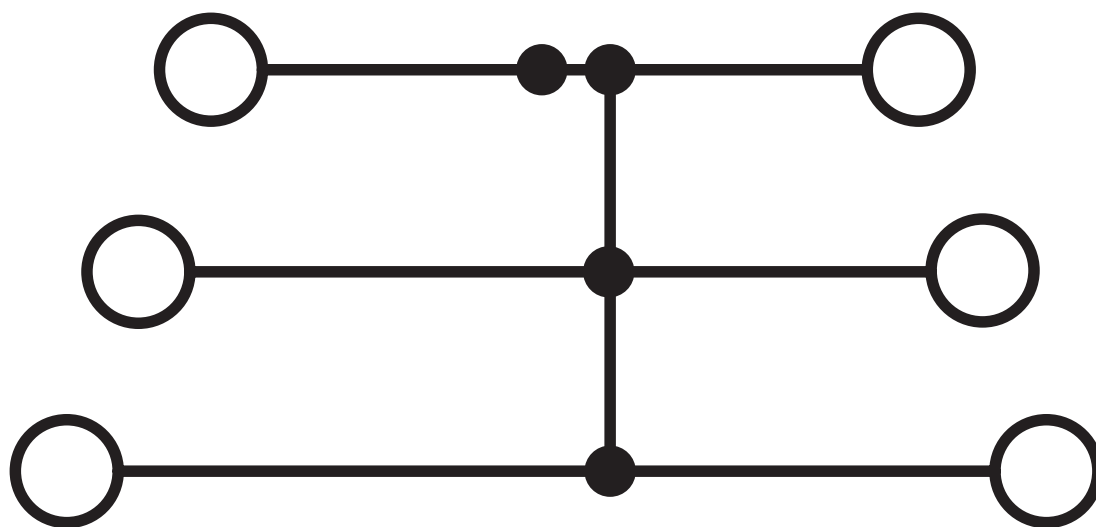
Connection in acc. with standard	IEC 60947-7-1
----------------------------------	---------------

Mounting

Mounting type	NS 35/7,5
	NS 35/15

Drawings

Circuit diagram



- 1 = fixed bridge
- 2 = insertion bridge
- 3 = partition plate

DIKD 1,5-PV BK - Initiator/actuator terminal block





2715571


<https://www.phoenixcontact.com/us/products/2715571>

Approvals

To download certificates, visit the product detail page: <https://www.phoenixcontact.com/us/products/2715571>

 CSA Approval ID: 13631				
	Nominal voltage U_N	Nominal current I_N	Cross section AWG	Cross section mm^2
keine				
	300 V	15 A	28 - 14	-

 EAC Approval ID: KZ7500651131219505				
---	--	--	--	--

 cULus Recognized Approval ID: E60425				
	Nominal voltage U_N	Nominal current I_N	Cross section AWG	Cross section mm^2
B				
	300 V	15 A	30 - 14	-
PE connection	-	-	30 - 14	-
C				
	150 V	15 A	30 - 14	-
PE connection	-	-	30 - 14	-
D				
	300 V	10 A	30 - 14	-

DIKD 1,5-PV BK - Initiator/actuator terminal block



2715571

<https://www.phoenixcontact.com/us/products/2715571>

Classifications

ECLASS

ECLASS-13.0	27250112
ECLASS-15.0	27250112

ETIM

ETIM 9.0	EC000900
----------	----------

UNSPSC

UNSPSC 21.0	39121400
-------------	----------

DIKD 1,5-PV BK - Initiator/actuator terminal block



2715571

<https://www.phoenixcontact.com/us/products/2715571>

Environmental product compliance

EU RoHS

Fulfills EU RoHS substance requirements	Yes, No exemptions
---	--------------------

China RoHS

Environment friendly use period (EFUP)	EFUP-E
	No hazardous substances above the limits

EU REACH SVHC

REACH candidate substance (CAS No.)	No substance above 0.1 wt%
-------------------------------------	----------------------------

Phoenix Contact 2025 © - all rights reserved
<https://www.phoenixcontact.com>

Phoenix Contact USA
586 Fulling Mill Road
Middletown, PA 17057, United States
(+717) 944-1300
info@phoenixcon.com