

PSI-MOS-RS485W2/FO1300 E - FO converters



2708562

<https://www.phoenixcontact.com/us/products/2708562>

Please be informed that the data shown in this PDF document is generated from our online catalog. Please find the complete data in the user documentation. Our general terms of use for downloads are valid.



FO converter with integrated optical diagnostics, alarm contact, for RS-485 2-wire bus systems (SUCONET K, MODBUS ...) up to 500 kbps, NRZ coding, termination device with an FO interface (SC-Duplex), 1300 nm, for fiberglass cable

Product description

The **PSI-MOS-RS485W2/FO...** FO converters convert the electrical data signal into an optical one by protocol transparent means. The integrated optical diagnostics allow permanent monitoring of the FO paths during installation and also during operation. The floating switch contact is activated when the signal output on the fiber optic paths drops to a critical level. The **PSI-MOS-RS485W2/FO... E** termination devices convert an RS-485 interface to a fiber optic cable. They are ideal for point-to-point connections.

Your advantages

- Connections can be plugged in via a COMBICON screw terminal block
- Supply voltage and data signals routed through the DIN rail connectors
- Can be combined with the PSI copper repeater in a modular way using DIN rail connectors
- Automatic data rate detection or fixed data rate setting via DIP switches
- Redundant power supply possible by means of optional system power supply unit
- High-quality electrical isolation between all interfaces (RS-485 // fiber optic ports // power supply // DIN rail connector)
- Approved for use in zone 2
- Floating switch contact for advance warning of critical FO paths
- Integrated optical diagnostics for continuous monitoring of FO paths
- Suitable for data rates up to 500 kbps

Commercial data

Item number	2708562
Packing unit	1 pc
Minimum order quantity	1 pc
Sales key	DN06
Product key	DNC212
GTIN	4046356176279
Weight per piece (including packing)	235 g
Weight per piece (excluding packing)	241.3 g
Customs tariff number	85176200
Country of origin	DE

Technical data

Notes

Note on application

Note on application	Only for industrial use
---------------------	-------------------------

Utilization restriction

CCCEX note	Use in potentially explosive areas is not permitted in China.
------------	---

Product properties

Product type	Media converter
Product family	PSI-MOS
MTTF	903 Years (SN 29500 standard, temperature 25°C, operating cycle 21%)
	412 Years (SN 29500 standard, temperature 40°C, operating cycle 34.25%)
	169 Years (SN 29500 standard, temperature 40°C, operating cycle 100%)
MTBF	484 Years (Telcordia standard, 25°C temperature, 21% operating cycle (5 days a week, 8 hours a day))
	102 Years (Telcordia standard, 40°C temperature, 34.25% operating cycle (5 days a week, 12 hours a day))

Electrical properties

Electrical isolation	VCC // RS-485
Maximum power dissipation for nominal condition	1.375 W
Test voltage data interface/power supply	1.5 kV _{rms} (50 Hz, 1 min.)

Supply

Supply voltage range	18 V DC ... 32 V DC
Nominal supply voltage	24 V DC
Typical current consumption	55 mA (24 V DC)
Max. current consumption	90 mA
	≤ 2 A (For operation in a joining station, via the DIN rail connector)

Output data

Switching

Output name	Relay output
Output description	Alarm output
Number of outputs	1
Maximum switching voltage	60 V DC (Resistive Load, General Load)
	30 V AC (Resistive load)
	42 V AC (peak, resistive load)
Limiting continuous current	0.46 A

PSI-MOS-RS485W2/FO1300 E - FO converters



2708562

<https://www.phoenixcontact.com/us/products/2708562>

Connection data

Supply

Connection method	COMBICON plug-in screw terminal block
Stripping length	7.00 mm
Tightening torque	0.56 Nm ... 0.79 Nm

Interfaces

Bit distortion, input	± 35 % (permitted)
Bit distortion, output	< 6.25 %
Signal	Modbus
	S-BUS
	Suconet K
	J-BUS
	DATA HIGHWAY

Data: optical FO

No. of channels	1
Transmit capacity, minimum	-3.4 dBm (50/125 µm, multimode fiberglass)
	-4.7 dBm (62.5/125 µm, multimode fiberglass)
	-5.5 dBm (9/125 µm, singlemode fiberglass)
Transmission length incl. 3 dB system reserve	25 km (With F-G 50/125 0.7 dB/km at 1300 nm)
	22 km (with F-G 62.5/125 0.8 dB/km at 1300 nm)
	45 km (With F-E 9/125 0,4 dB/km at 1300 nm)
Transmission protocol	Protocol-transparent to the RS-485 interface
Connection method	SC duplex
Wavelength	1300 nm
Minimum receiver sensitivity	-25.5 dBm (50/125 µm)
	-25.5 dBm (62,5/125 µm)
	-26.5 dBm (9/125 µm)
Maximum receiver sensitivity	0 dBm (9/125 µm)
Transmission medium	Multi-mode fiberglass
	Single-mode fiberglass

Data: RS-485 interface, 2-wire

Serial transmission speed	4.8/ 9.6/ 19.2/ 38.4/ 57.6/ 75/ 93.75/ 115.2/ 136/ 187.5/ 375/ 500 kbps
Connection method	Pluggable screw connection
Transmission length	≤ 1200 m (depending on the data rate, with shielded, twisted data cable)
Termination resistor	390 Ω (Can be connected)
	220 Ω
	390 Ω
Single conductor/terminal point, rigid	0.2 mm² ... 2.5 mm²
Single-wire/terminal point, flexible	0.2 mm² ... 2.5 mm²

PSI-MOS-RS485W2/FO1300 E - FO converters

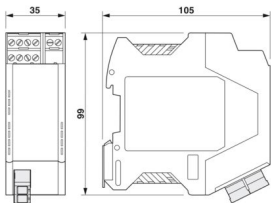


2708562

<https://www.phoenixcontact.com/us/products/2708562>

Max. AWG conductor cross-section, flexible	14
Min. AWG conductor cross-section, flexible	24
Single-wire/terminal point, rigid AWG max.	14
Single-wire/terminal point, rigid AWG min.	24
Stripping length	7 mm
Transmission medium	Copper
File format/coding	UART (11/10 bit switchable; NRZ), slip-tolerant
Data direction switching	Automatic control

Dimensions

Dimensional drawing	
Width	35 mm
Height	99 mm
Depth	105 mm

Material specifications

Color (Housing)	gray (RAL 7042)
Material (Housing)	PA 6.6-FR

Cable/line

FO cable

Fiber types	50/125 µm
	9/125 µm
	Fiberglass

Mechanical tests

Vibration resistance in accordance with EN 60068-2-6/IEC 60068-2-6	Vibration (operation): 5g, 10...150 Hz, 2.5 h, in XYZ direction
Shock in accordance with EN 60068-2-27/IEC 60068-2-27	Shock (operation): 15g, 11 ms period, half-sine shock pulse

Environmental and real-life conditions

Ambient conditions

Degree of protection	IP20
Ambient temperature (operation)	-20 °C ... 60 °C
Ambient temperature (storage/transport)	-40 °C ... 85 °C
Altitude	≤ 5000 m (For restrictions, see the manufacturer's declaration for altitude operation)
	≤ 2000 m (Hazardous locations)
Permissible humidity (operation)	30 % ... 95 % (non-condensing)

Approvals

CE

Certificate	CE-compliant
-------------	--------------

ATEX

Identification	Ex II 3 G Ex ec IIC T4 Gc
Certificate	UL 21 ATEX 2550X
Note	Please follow the special installation instructions in the documentation!

IECEX

Identification	Ex ec IIC T4 Gc
Certificate	IECEX ULD 21.0013X

UL, USA/Canada

Identification	Class I, Zone 2, AEx ec IIC T4 Gc
	Ex ec IIC T4 Gc X
	Class I, Div. 2, Groups A, B, C, D

Corrosive gas test

Identification	ISA-S71.04-1985 G3 Harsh Group A
----------------	----------------------------------

EMC data

Electromagnetic compatibility	Conformance with EMC Directive 2014/30/EU
Noise immunity	EN 61000-6-2

Noise emission

Standards/regulations	EN 55011
-----------------------	----------

Electrostatic discharge

Standards/regulations	EN 61000-4-2
-----------------------	--------------

Electrostatic discharge

Contact discharge	± 6 kV
Discharge in air	± 8 kV
Comments	Criterion B

Electromagnetic HF field

Standards/regulations	EN 61000-4-3
-----------------------	--------------

Electromagnetic HF field

Field intensity	10 V/m
Comments	Criterion A

Fast transients (burst)

Standards/regulations	EN 61000-4-4
-----------------------	--------------

Fast transients (burst)

PSI-MOS-RS485W2/FO1300 E - FO converters



2708562

<https://www.phoenixcontact.com/us/products/2708562>

Input	± 2 kV
Signal	± 2 kV
Comments	Criterion B

Surge current load (surge)

Standards/regulations	EN 61000-4-5
-----------------------	--------------

Surge current load (surge)

Input	± 0.5 kV
Signal	± 1 kV
Comments	Criterion B

Conducted interference

Standards/regulations	EN 61000-4-6
-----------------------	--------------

Conducted interference

Comments	Criterion A
Voltage	10 V

Emitted interference

Standards/regulations	EN 55011
Comments	Class A, industrial applications

Criteria

Criterion A	Normal operating behavior within the specified limits.
Criterion B	Temporary impairment to operational behavior that is corrected by the device itself.

Standards and regulations

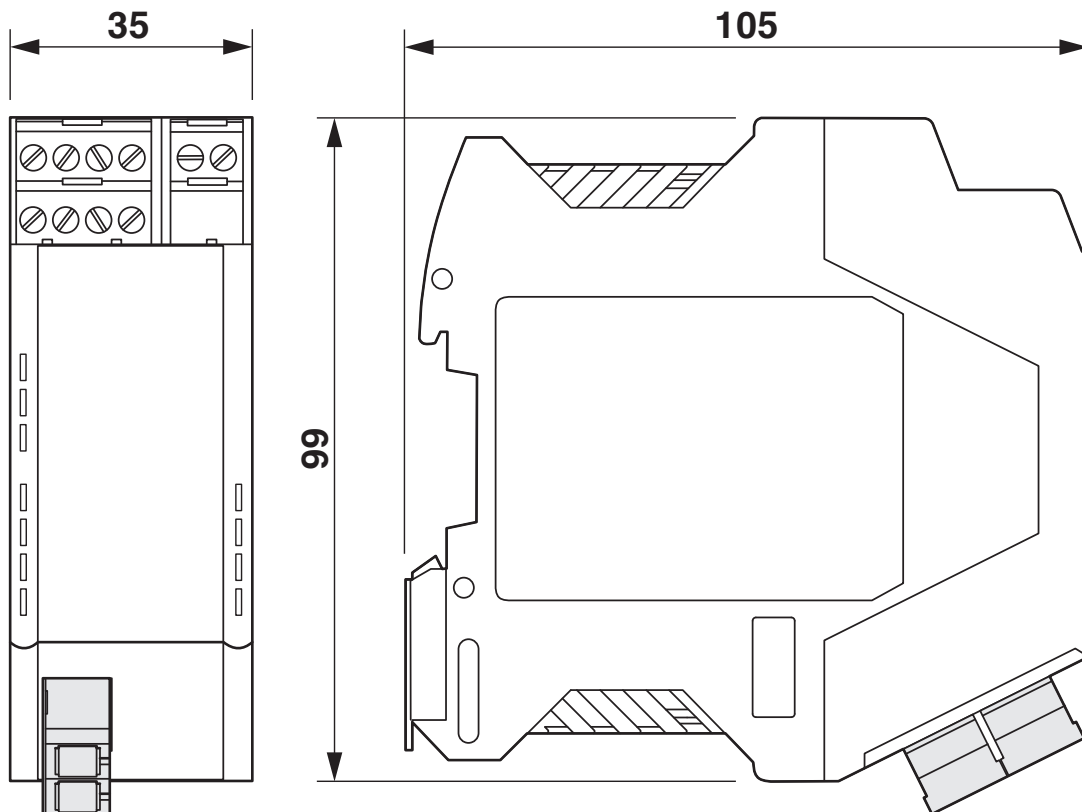
Free from substances that could impair the application of coating	VDMA 24364:2018-05
---	--------------------

Mounting

Mounting type	DIN rail mounting
---------------	-------------------

Drawings

Dimensional drawing

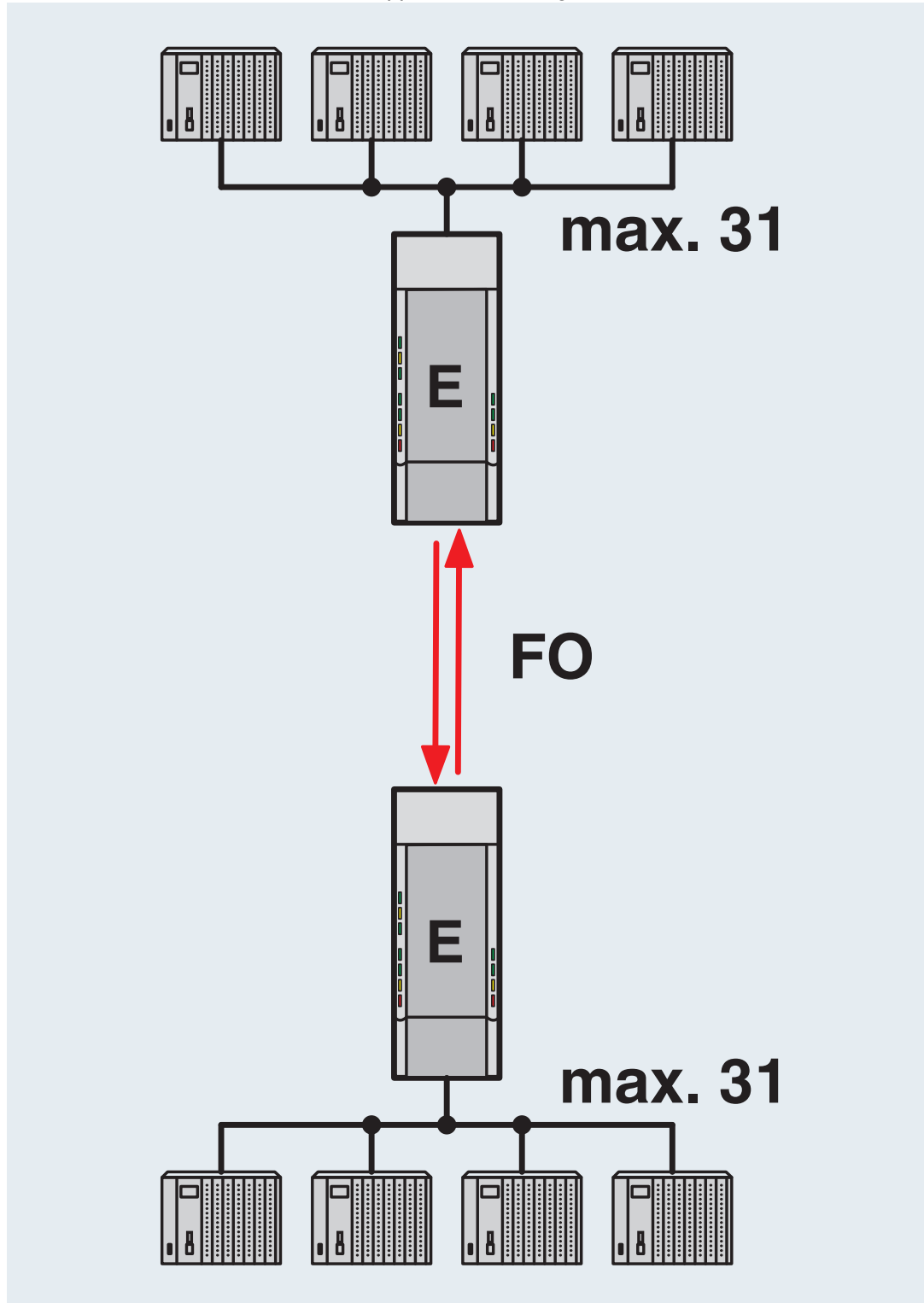


Housing dimensions

2708562

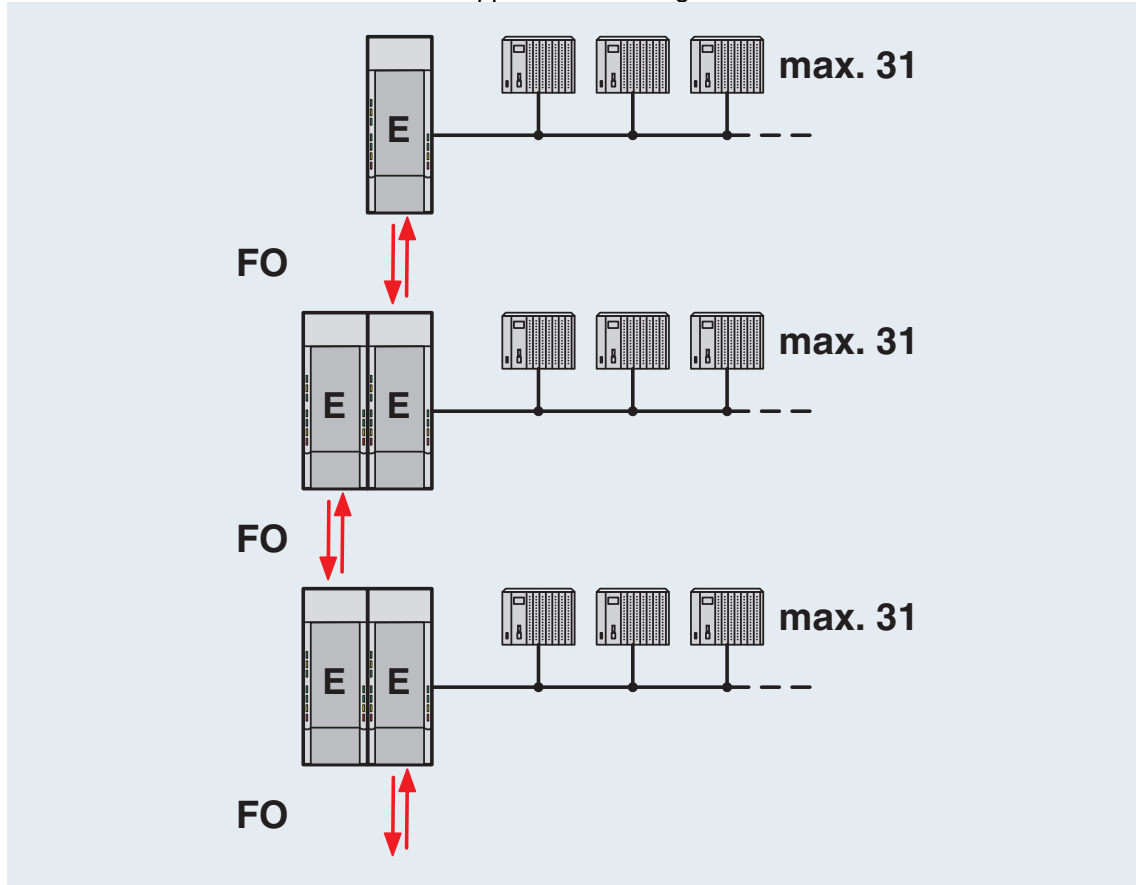
<https://www.phoenixcontact.com/us/products/2708562>

Application drawing



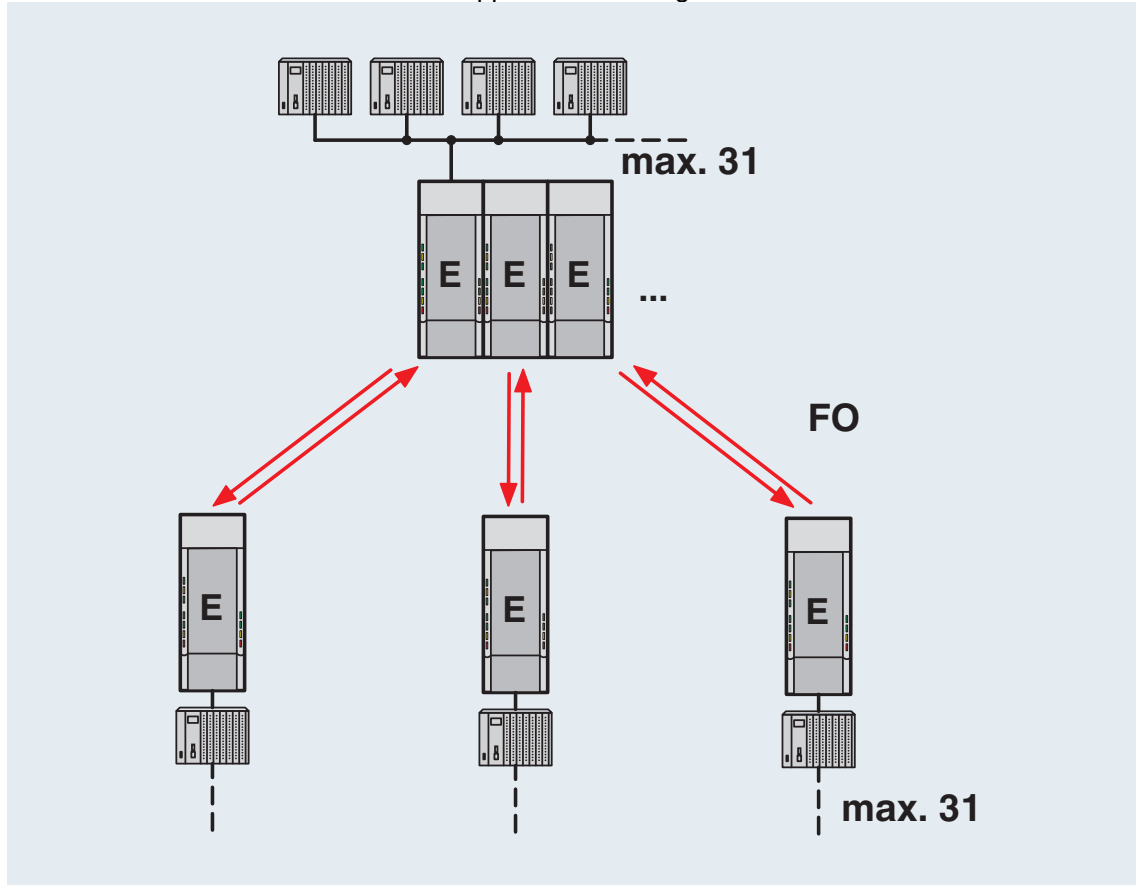
Point-to-point connection

Application drawing



Line structure

Application drawing

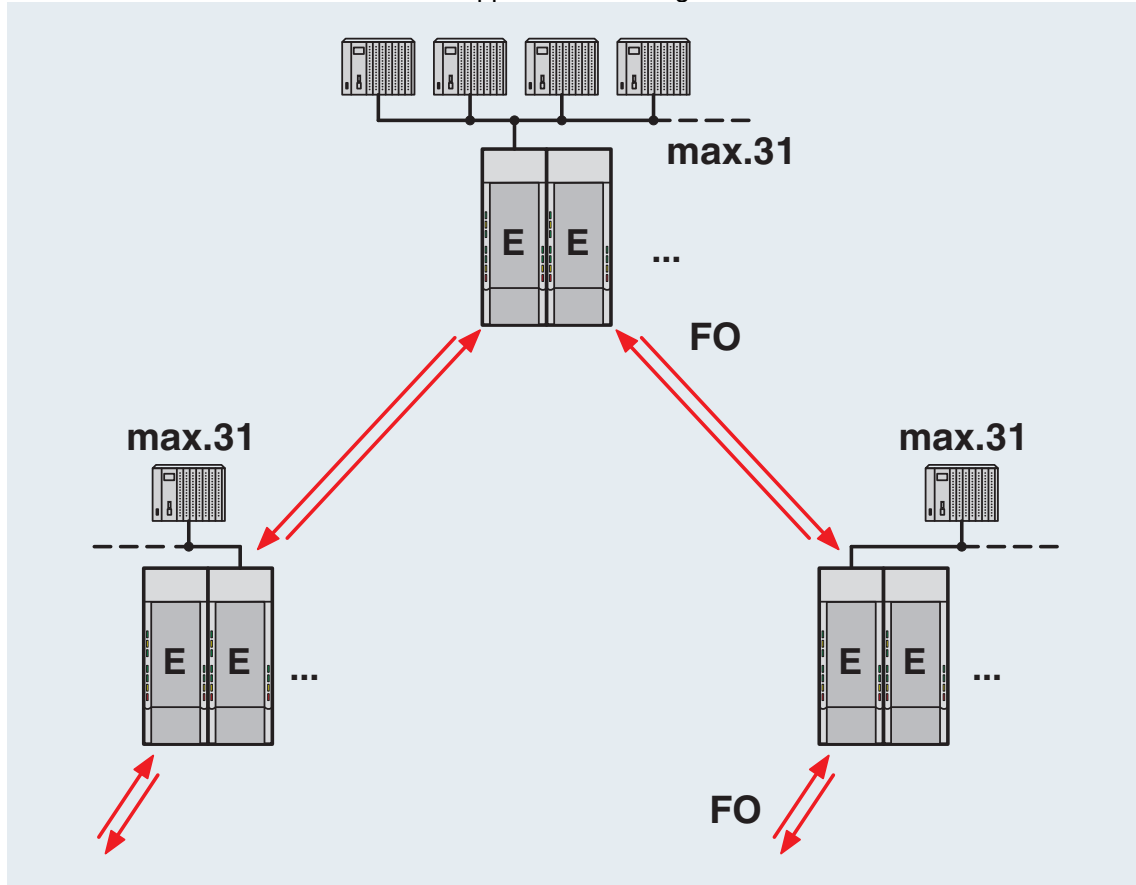


Star structure

2708562

<https://www.phoenixcontact.com/us/products/2708562>

Application drawing



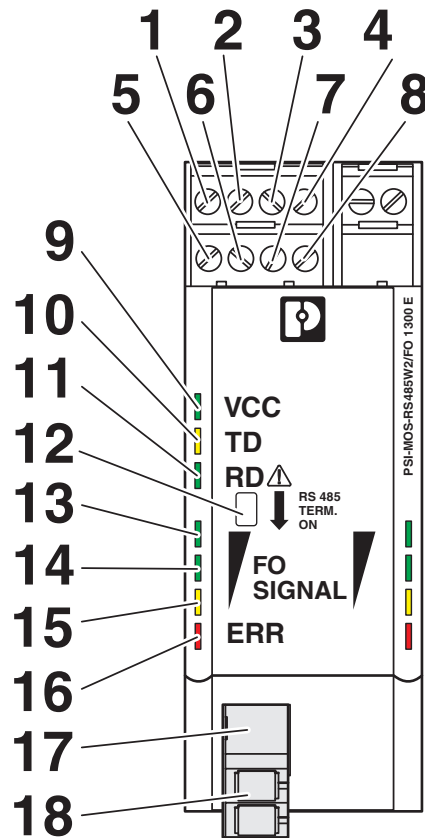
Tree structure

PSI-MOS-RS485W2/FO1300 E - FO converters

2708562

<https://www.phoenixcontact.com/us/products/2708562>

Schematic diagram



Front view

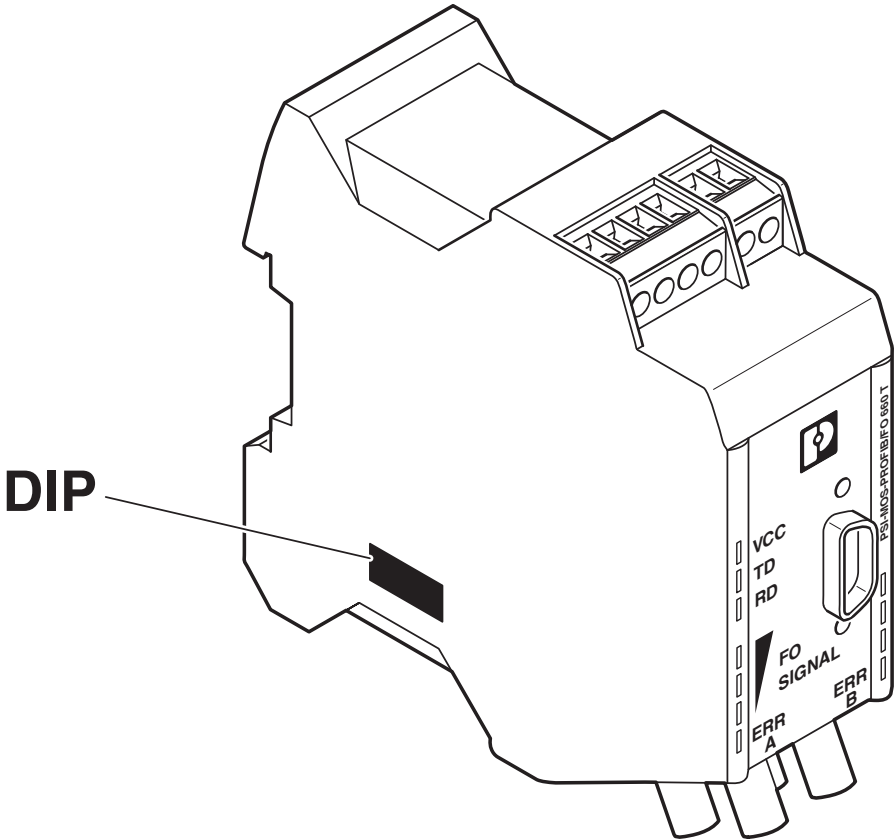
PSI-MOS-RS485W2/FO1300 E - FO converters



2708562

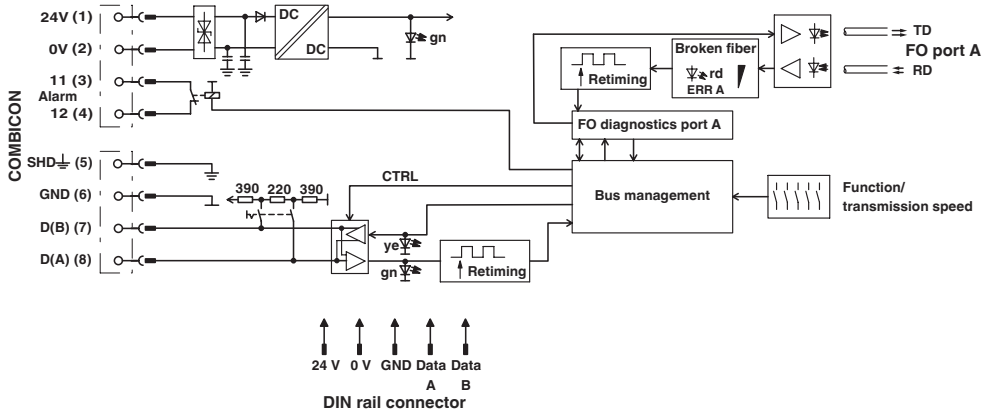
<https://www.phoenixcontact.com/us/products/2708562>

Schematic diagram



Position of DIP switches

Block diagram



Basic circuit diagram

PSI-MOS-RS485W2/FO1300 E - FO converters



2708562

<https://www.phoenixcontact.com/us/products/2708562>

Approvals

To download certificates, visit the product detail page: <https://www.phoenixcontact.com/us/products/2708562>



cULus Listed

Approval ID: E238705



cULus Recognized

Approval ID: E238705



ATEX

Approval ID: PxCIF07ATEX2708559X



cUL Listed

Approval ID: E199827



UL Listed

Approval ID: E199827

PSI-MOS-RS485W2/FO1300 E - FO converters



2708562

<https://www.phoenixcontact.com/us/products/2708562>

Classifications

ECLASS

ECLASS-13.0	19170411
ECLASS-15.0	19170411

ETIM

ETIM 9.0	EC001467
----------	----------

UNSPSC

UNSPSC 21.0	43201500
-------------	----------

Environmental product compliance

EU RoHS	
Fulfills EU RoHS substance requirements	Yes
Exemption	7(c)-I
China RoHS	
Environment friendly use period (EFUP)	EFUP-50
	An article-related China RoHS declaration table can be found in the download area for the respective article under "Manufacturer declaration". For all articles with EFUP-E, no China RoHS declaration table issued and required.
EU REACH SVHC	
REACH candidate substance (CAS No.)	No substance above 0.1 wt%