

CA-12S1N8AHZ00 - Device connector rear mounting



1619788

<https://www.phoenixcontact.com/us/products/1619788>

Please be informed that the data shown in this PDF document is generated from our online catalog. Please find the complete data in the user documentation. Our general terms of use for downloads are valid.



M23, Device connector rear mounting, series: CA, straight, shielded: yes, for standard and SPEEDCON interlock, No. of pos.: 12, Direction of rotation: Standard, contact connection type: Socket, Crimp connection, Axial seal, coding: N, this item is expected to be lead-free from Q1 2027 in accordance with RoHS II without exception 6c (Pb < 0.1%), a lead-free alternative is possible on request in advance. This product is in the process of being discontinued. This product must no longer be considered for new projects. Please contact your sales representative for alternatives.

Your advantages

- Safe use in the field, thanks to high degree of protection
- Connector for flexible on-site assembly
- Consistent EMC protection for reliable transmission of signals
- Crimping connection: vibration- and temperature-resistant assembly
- Application-specific panel mounting optionally with thread or anti-rotation protection and lock nut

Commercial data

Item number	1619788
Packing unit	1 pc
Minimum order quantity	1 pc
Sales key	AB31
Product key	ABRAER
GTIN	4046356821292
Weight per piece (including packing)	48.4 g
Weight per piece (excluding packing)	41.709 g
Customs tariff number	85366990
Country of origin	DE

Technical data

Notes

Order information:	Order 12 x 1 mm crimp contacts separately
Safety note	
Safety note	<p>WARNING: The connectors may not be plugged in or disconnected under load. Ignoring the warning or improper use may damage persons and/or property.</p> <ul style="list-style-type: none"> • WARNING: Commission properly functioning products only. The products must be regularly inspected for damage. Decommission defective products immediately. Replace damaged products. Repairs are not possible. • WARNING: Only electrically qualified personnel may install and operate the product. They must observe the following safety notes. The qualified personnel must be familiar with the basics of electrical engineering. They must be able to recognize and prevent danger. The relevant symbol on the packaging indicates that only personnel familiar with electrical engineering are allowed to install and operate the product. • The products are suitable for applications in plant, controller, and electrical device engineering. • When operating the connectors in outdoor applications, they must be separately protected against environmental influences. • Assembled products may not be manipulated or improperly opened. • Only use mating connectors that are specified in the technical data of the standards listed (e.g. the ones listed in the product accessories online at phoenixcontact.com/products). • When using the product in direct connection with third-party manufacturers, the user is responsible. • For operating voltages > 50 V AC, conductive connector housings must be grounded • Ensure that the protective or functional ground has been properly connected. • VDE 0100/1.97 § 411.1.3.2 and DIN EN 60 204/11.98 § 14.1.3 are applicable when combining several circuits in a cable and/or connector • Only use tools recommended by Phoenix Contact • The installation notes/Design In documents online on the download page at phoenixcontact.com/products must be observed for this product. • Operate the connector only when it is fully plugged in and interlocked. • Ensure that when laying the cable, the tensile load on the connectors does not exceed the upper limit specified in the standards. • Observe the minimum bending radius of the cable. Lay the cable without twisting it. • The connector warms up in normal operation. Depending on the ambient conditions, the surface of the connector can continue to warm up. In this case, the user is responsible for posting

CA-12S1N8AHZ00 - Device connector rear mounting



1619788

<https://www.phoenixcontact.com/us/products/1619788>

warnings (e.g. DIN EN ISO 13732-1:2008-12).

Product properties

Product type	Circular connectors (device side)
Series	CA
Number of positions	12

Material specifications

Flammability rating according to UL 94	V0
--	----

Connector

Insulating body

Note	Order information: Order crimp contacts Ø 1 mm separately
Coding	N
Material (Insulating body)	PA 6.6
Connection method	Crimp connection
Contact switching type	Socket
Application	Signal
Number of positions	12
Direction of rotation	Standard
Connection profile	12
Number Contact (Signal contacts)	12
Diameter Contact (Signal contacts)	1 mm
Litz wire cross-section min. Contact (Signal contacts)	0.08 mm ²
Litz wire cross-section max. Contact (Signal contacts)	1 mm ²
Rated current Contact (Signal contacts)	8 A (for max. connection cross section)
Rated voltage Contact (Signal contacts)	48 V AC 74 V DC
Rated surge voltage	1.5 kV
Overvoltage category	III
Degree of pollution	3

Housing

Type	Feed-through header
Thread type	M23
Design	straight
Type of locking	for standard and SPEEDCON interlock
Pg screw connection	none
Mounting type	Rear wall/screw mounting (M25 x 1,5)
Assembly note	Central fastening
Material (Housing)	GD-Zn
Material (Rotating parts)	CuZn
Degree of protection (plugged in)	IP67
Seal for the device	Axial seal

CA-12S1N8AHZ00 - Device connector rear mounting



1619788

<https://www.phoenixcontact.com/us/products/1619788>

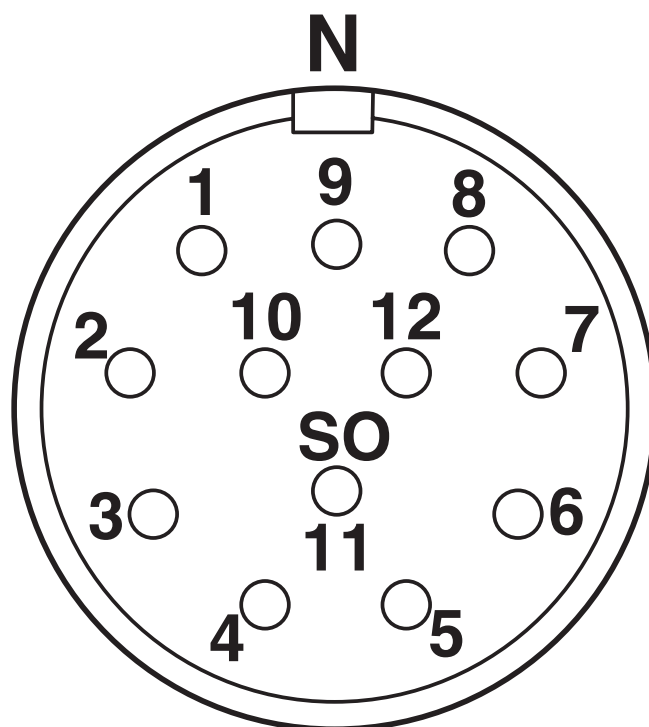
Environmental and real-life conditions

Ambient conditions

Ambient temperature (operation)	-40 °C ... 125 °C
Permissible humidity (storage/transport)	50 % ... 65 %

Drawings

Schematic diagram

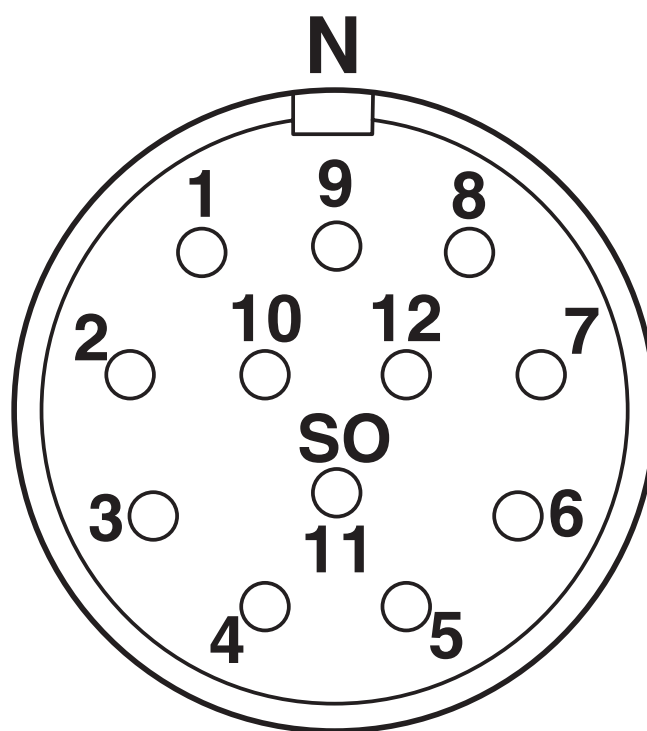


Connector pin assignment

1619788

<https://www.phoenixcontact.com/us/products/1619788>

Schematic diagram



Connector pin assignment

CA-12S1N8AHZ00 - Device connector rear mounting





1619788

<https://www.phoenixcontact.com/us/products/1619788>

Approvals

To download certificates, visit the product detail page: <https://www.phoenixcontact.com/us/products/1619788>

 cUL Recognized Approval ID: E335019-20141210				
	Nominal voltage U_N	Nominal current I_N	Cross section AWG	Cross section mm^2
keine				
	48 V	4 A	20	-

 UL Recognized Approval ID: E335019-20141210				
	Nominal voltage U_N	Nominal current I_N	Cross section AWG	Cross section mm^2
keine				
	48 V	6 A	20	-

CA-12S1N8AHZ00 - Device connector rear mounting



1619788

<https://www.phoenixcontact.com/us/products/1619788>

Classifications

ECLASS

ECLASS-13.0	27440109
ECLASS-15.0	27440109

ETIM

ETIM 9.0	EC003569
----------	----------

UNSPSC

UNSPSC 21.0	39121400
-------------	----------

CA-12S1N8AHZ00 - Device connector rear mounting



1619788

<https://www.phoenixcontact.com/us/products/1619788>

Environmental product compliance

EU RoHS

Fulfills EU RoHS substance requirements	Yes
Exemption	6(c)

China RoHS

Environment friendly use period (EFUP)	EFUP-50
	An article-related China RoHS declaration table can be found in the download area for the respective article under "Manufacturer declaration". For all articles with EFUP-E, no China RoHS declaration table issued and required.

EU REACH SVHC

REACH candidate substance (CAS No.)	Lead(CAS: 7439-92-1)
SCIP	a56c5c2e-177c-4ca6-adca-49e5a4b7cdb9

Phoenix Contact 2025 © - all rights reserved

<https://www.phoenixcontact.com>

Phoenix Contact USA
586 Fulling Mill Road
Middletown, PA 17057, United States
(+717) 944-1300
info@phoenixcon.com