

PSR-ESS-M2-H110-2000-A - Emergency stop switch



1221735

<https://www.phoenixcontact.com/us/products/1221735>

Please be informed that the data shown in this PDF document is generated from our online catalog. Please find the complete data in the user documentation. Our general terms of use for downloads are valid.



Emergency stop switch in IP65 housing, in conjunction with appropriate evaluation unit suitable for use up to PL e (EN ISO 13849-1), SIL 3 (EN IEC 62061), surface installation, 5-pos. M12 connection

Product description

Phoenix Contact emergency stop switches are electromechanical switching devices with a safety function. They are used to safely shut down or stop machines and systems in order to prevent or minimize personal injury and property damage. The portfolio includes a modular system as well as a preconfigured solution. The preconfigured emergency stop switch is ready for immediate use and is connected via a 5-position M12 male connector. Thanks to the robust design, the emergency stop switches can be used flexibly and can be integrated directly into the machine.

Your advantages

- IP65 degree of protection allows mounting directly in the machine
- Reduction of wiring errors with uniform 5-position M12 connection
- Rapid on-site diagnostics with color-coded switching position indicator
- In applications with appropriate evaluation device suitable for use up to PL e (EN ISO 13849-1), SIL 3 (EN IEC 62061)

Commercial data

Item number	1221735
Packing unit	1 pc
Minimum order quantity	1 pc
Sales key	DN04
Product key	DNA622
GTIN	4063151311100
Weight per piece (including packing)	223.3 g
Weight per piece (excluding packing)	223.3 g
Customs tariff number	85365080
Country of origin	DE

PSR-ESS-M2-H110-2000-A - Emergency stop switch



1221735

<https://www.phoenixcontact.com/us/products/1221735>

Technical data

Notes

Note on application

Note on application	Only for industrial use
---------------------	-------------------------

Product properties

Product type	Emergency stop switch
Insulation characteristics	
Overvoltage category	III (applies to the installed contact module)
Pollution degree	3 (applies to the installed contact module)

Electrical properties

Rated surge voltage	1.5 kV
---------------------	--------

Contact information

Contact switching type	2 force-guided N/C contacts
Contact material	AgNi
Positive opening action	in accordance with EN 60947-5-1, Annex K
Voltage	max. (see load limit current)
Current	max. (see load limit current)
Electrical service life	10 ⁶ switching cycles
Mechanical service life	50,000 switching cycles
Bouncing time	< 9 ms

Load limit current in accordance with IEC/EN 60947-5-1

Standard	IEC/EN 60947-5-1
Utilization category	AC15
Rated insulation voltage U _i	600 V
Rated operating voltage U _e	60 V
Rated operating current I _e	3 A
Switching capacity	10x I _e
Utilization category	DC13
Rated insulation voltage U _i	600 V
Rated operating voltage U _e	60 V
Rated operating current I _e	24 V
	1 A
	2 A
Switching capacity	1.1x I _e

Connection data

Connection method	M12 connector, A-coded
-------------------	------------------------

Dimensions

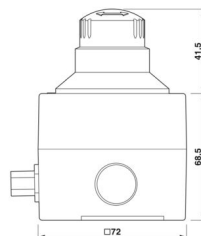
PSR-ESS-M2-H110-2000-A - Emergency stop switch



1221735

<https://www.phoenixcontact.com/us/products/1221735>

Dimensional drawing



Width	72 mm
Height	72 mm
Depth	110 mm

Material specifications

Color (Mushroom head button)	red (RAL 3001)
Color (Upper housing part)	yellow (RAL 1018)
Color (Lower housing part)	black (RAL 9005)
Flammability rating according to UL 94	V2 (Actuator)
	V0 (Contact element)
	V2 (Housing)
	UR (M12 plug UR-approved)
Housing material	PA

Environmental and real-life conditions

Ambient conditions

Degree of protection	IP65
Ambient temperature (operation)	-25 °C ... 60 °C
Ambient temperature (storage/transport)	-25 °C ... 85 °C
Maximum altitude	max. 2000 m (Above sea level)
Shock	15g / 11 ms, in accordance with IEC 60068-2-27
Vibration (operation)	10 Hz ... 500 Hz, 0.35 mm amplitude, 5g, in accordance with IEC 60068-2-6

Mounting

Mounting type	Surface installation
Assembly note	Mounting hole: Ø 4.2 mm
Mounting position	any

PSR-ESS-M2-H110-2000-A - Emergency stop switch

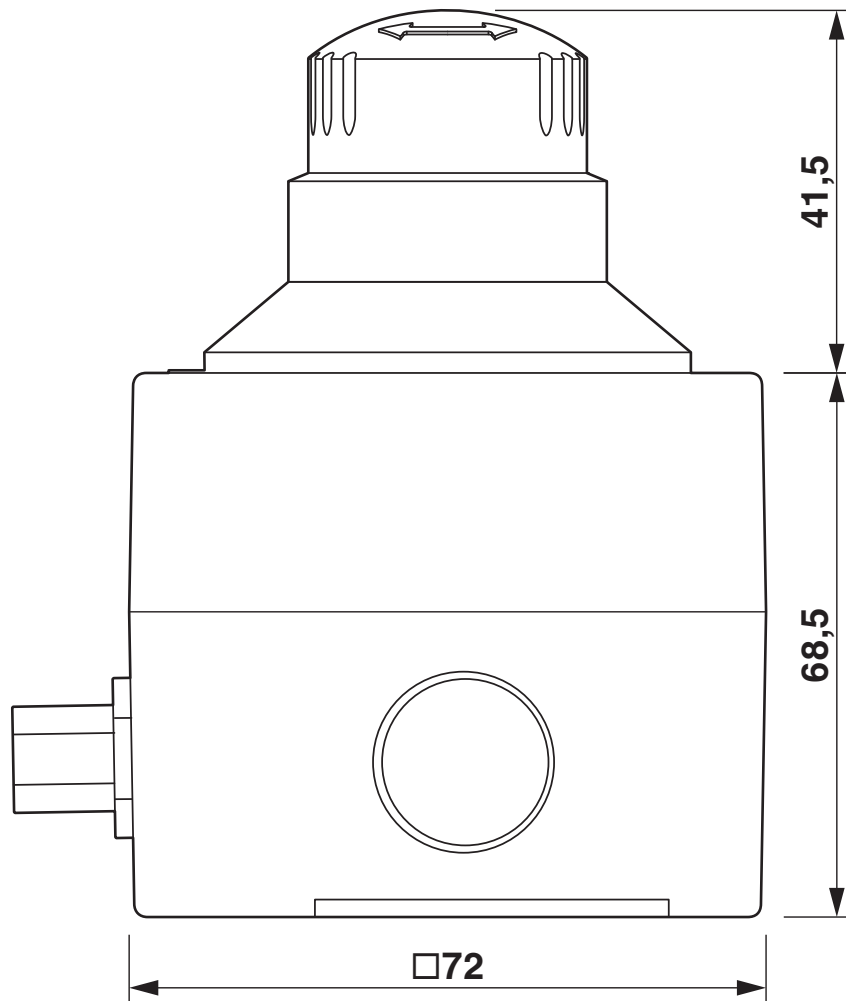


1221735

<https://www.phoenixcontact.com/us/products/1221735>

Drawings

Dimensional drawing



Dimensions (in mm)


PSR-ESS-M2-H110-2000-A - Emergency stop switch



1221735

<https://www.phoenixcontact.com/us/products/1221735>

Approvals

 To download certificates, visit the product detail page: <https://www.phoenixcontact.com/us/products/1221735>



Functional Safety

Approval ID: B 029429 0031



cUL Recognized

Approval ID: E519465



UL Recognized

Approval ID: E519465

PSR-ESS-M2-H110-2000-A - Emergency stop switch



1221735

<https://www.phoenixcontact.com/us/products/1221735>

Classifications

ECLASS

ECLASS-13.0	27371216
ECLASS-15.0	27371216
ECLASS-15.0 ASSET	27250101

ETIM

ETIM 9.0	EC000225
----------	----------

UNSPSC

UNSPSC 21.0	39122200
-------------	----------

Environmental product compliance

EU RoHS

Fulfills EU RoHS substance requirements	Yes, No exemptions
---	--------------------

China RoHS

Environment friendly use period (EFUP)	EFUP-25
	An article-related China RoHS declaration table can be found in the download area for the respective article under "Manufacturer declaration". For all articles with EFUP-E, no China RoHS declaration table issued and required.

EU REACH SVHC

REACH candidate substance (CAS No.)	No substance above 0.1 wt%
-------------------------------------	----------------------------