

EV-T2M3SO12-4P-B-SET - Infrastructure charging socket



1164417
<https://www.phoenixcontact.com/us/products/1164417>

Please be informed that the data shown in this PDF document is generated from our online catalog. Please find the complete data in the user documentation. Our general terms of use for downloads are valid.



CHARX connect modular, Type 2, Infrastructure charging socket, 32 A , 480 V AC, Basic, Set, without single-core wires, locking actuator: 12 V, 4-pos., square, Rear panel mounting, M5 thread, housing: black, with square protective cover, for charging electric vehicles (EV) with alternating current (AC), PHOENIX CONTACT logo, IEC 62196-2

Product description

Infrastructure charging sockets with protective cover, for charging electric vehicles (EV) with alternating current (AC), compatible with Type 2 Infrastructure Plugs. For installation at charging stations for E-Mobility (EVSE)

Your advantages

- Protected against overheating with precise temperature measurement
- Flexible mounting and easy maintenance with plug-in cables
- Available with your logo on request - for consistent branding of your charging station
- Waterproof and dirtproof due to fully molded contacts
- Developed and produced in accordance with the IATF 16949 automotive standard and ISO 9001
- Uniform, space-saving installation space

Commercial data

Item number	1164417
Packing unit	1 pc
Minimum order quantity	1 pc
Sales key	EM01
Product key	XWBFLD
GTIN	4063151176075
Weight per piece (including packing)	541 g
Weight per piece (excluding packing)	21 g
Customs tariff number	85366990
Country of origin	DE

EV-T2M3SO12-4P-B-SET - Infrastructure charging socket



1164417

<https://www.phoenixcontact.com/us/products/1164417>

Set consists of

EV-T2M3SO12-4P-B - Infrastructure charging socket

1164300

<https://www.phoenixcontact.com/us/products/1164300>



CHARX connect modular, Type 2, Infrastructure charging socket, 32 A , 480 V AC, Basic, without single-core wires, locking actuator: 12 V, 4-pos., square, Rear panel mounting, M5 thread, housing: black, for charging electric vehicles (EV) with alternating current (AC), PHOENIX CONTACT logo, IEC 62196-2

EV-T2SOC-B - Protective cover

1164293

<https://www.phoenixcontact.com/us/products/1164293>



CHARX connect modular, Type 2, Protective cover, Accessories, Basic, square, Front mounting, M5 thread, with self-locking mechanism, for attaching to infrastructure charging sockets, Embossed PHOENIX CONTACT logo, IEC 62196-2

EV-T2M3SO12-4P-B-SET - Infrastructure charging socket



1164417

<https://www.phoenixcontact.com/us/products/1164417>

EV-T2M3SO-CAP - Protective cap

1202424

<https://www.phoenixcontact.com/us/products/1202424>



CHARX connect modular, Type 2, Protective cap, Accessories, circular, for strain relief and touch protection, IEC 62196-2

EV-T2M3SO12-4P-B-SET - Infrastructure charging socket



1164417

<https://www.phoenixcontact.com/us/products/1164417>

Technical data

Product properties

Product type	Infrastructure charging socket
Product family	CHARX connect modular
Application	for charging electric vehicles (EV) with alternating current (AC) compatible with infrastructure charging plugs
Type	square square circular
Design	with square protective cover
Compatibility	The square basic protective cover version included in this set is not compatible with the shutter. Choose a set with a premium and/or round protective cover version for this.
Charging standard	Type 2
Charging mode	Mode 3, Case B
Affixed logo	PHOENIX CONTACT logo
Customer variations	On request

Electrical properties

Charging power and current (AC charging (3-phase))

Type of charging current	AC 3-phase
Charging current	max. 32 A AC (3-phase)
Charging power	max. 26.6 kW (3-phase)
Charging power rating	max. 22 kW (32 A, 3-phase)
Rated voltage	480 V

Pin assignment (Leistungskontakte)

Note on the connection method	Connection via spade connector, separable and reconnectable
Number	5 (L1, L2, L3, N, PE)
Rated voltage	480 V AC
Rated current	max. 32 A (The infrastructure charging socket is designed for both 1-phase and 3-phase charging with charging currents of up to 32 A.)

Pin assignment (Signalkontakte)

Note on the connection method	Connection via spade connector, separable and reconnectable
Type of signal transmission	Pulse width modulation
Number	2 (CP, PP)
Rated voltage	30 V AC
Rated current	2 A

Locking actuator

Locking actuator	12 V, 4-pos. Top center position
------------------	-------------------------------------

EV-T2M3SO12-4P-B-SET - Infrastructure charging socket



1164417

<https://www.phoenixcontact.com/us/products/1164417>

Possible power supply range at the motor	9 V ... 16 V
Maximum voltage for locking detection	30 V
Typical motor current for locking	0.2 A
Reverse current of the motor	max. 1 A
Max. dwell time with reverse current	1000 ms
Recommended adaptation time	600 ms
Pause time after entry or exit path	3 s
Service life insertion cycles	> 10000 load cycles
Lock recognition	available
Mechanical emergency release	available
Ambient temperature (operation)	-30 °C ... 50 °C
Cable length	0.5 m
Cable structure	4 x 0.5 mm ²

Dimensions

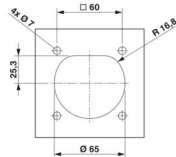
Bore dimensions

Width	60 mm
Height	60 mm

Infrastructure charging socket

Width	75 mm
Height	91.71 mm
Depth	87.95 mm (with protective cap for strain relief and touch protection attached at the back, included in delivery and already mounted) 73.35 mm (without protective cap for strain relief and touch protection attached at the back, removal tool see accessories)

Protective cap

Width	64 mm
Height	57 mm
Depth	24 mm
Dimensional drawing	
Max. wall thickness	max. 50.00 mm (Rear panel mounting, normative maximum specification for infrastructure plug) max. 27.00 mm (Rear panel mounting, normative maximum specification for infrastructure charging plug when using protective cover 1164293)

Material specifications

Color (Housing)	black (9005)
Color (Protective cover)	black (9005)

EV-T2M3SO12-4P-B-SET - Infrastructure charging socket



1164417

<https://www.phoenixcontact.com/us/products/1164417>

Material (Housing)	Plastic
Material (Protective cover)	Plastic
Material (Contact surface)	Silver

Cable/line

Cable type	without single-core wires
	Single-core wires for AC and communication are available separately, see accessories

Single-core wires for locking actuator

Cable length	0.5 m
Cable structure	4 x 0.5 mm ²
Single wire, material	PVC
Single wire, color	BU/RD, BU/GN, BU/YE, BU/BN
External cable diameter	1.60 mm ±0.20 mm
Cable resistance	≤ 37.1 Ω/m

Mechanical properties

Type of cover movement	Self-locking
------------------------	--------------

Mechanical data

Insertion/withdrawal cycles	> 10000
Insertion force	< 100 N
Withdrawal force	< 100 N

Environmental and real-life conditions

Ambient conditions

Degree of protection (Infrastructure charging socket)	IP44 (plugged in)
Degree of protection (Protective cover)	IP54
Ambient temperature (operation)	-30 °C ... 50 °C
Ambient temperature (storage/transport)	-40 °C ... 80 °C
Altitude	5000 m (above sea level)

Standards and regulations

Standards

Standards/regulations	IEC 62196-2
-----------------------	-------------

Mounting

Mounting type Infrastructure charging socket	Rear panel mounting (0 to 90 degree frontal inclination possible)
Mounting type Protective cover	Rear panel mounting
Mounting hole diameter	7.00 mm (ø)
Fixing screws	M5 thread
Screws included in the scope of delivery	none

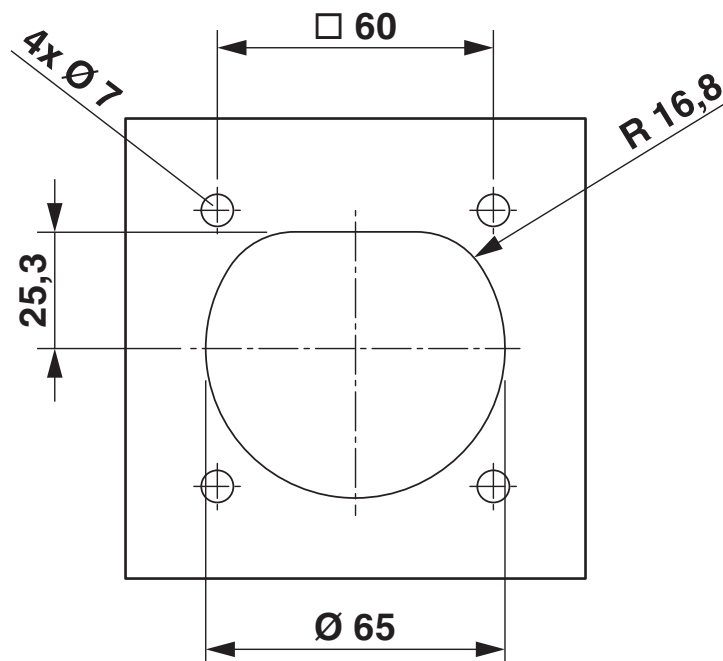
EV-T2M3SO12-4P-B-SET - Infrastructure charging socket

1164417

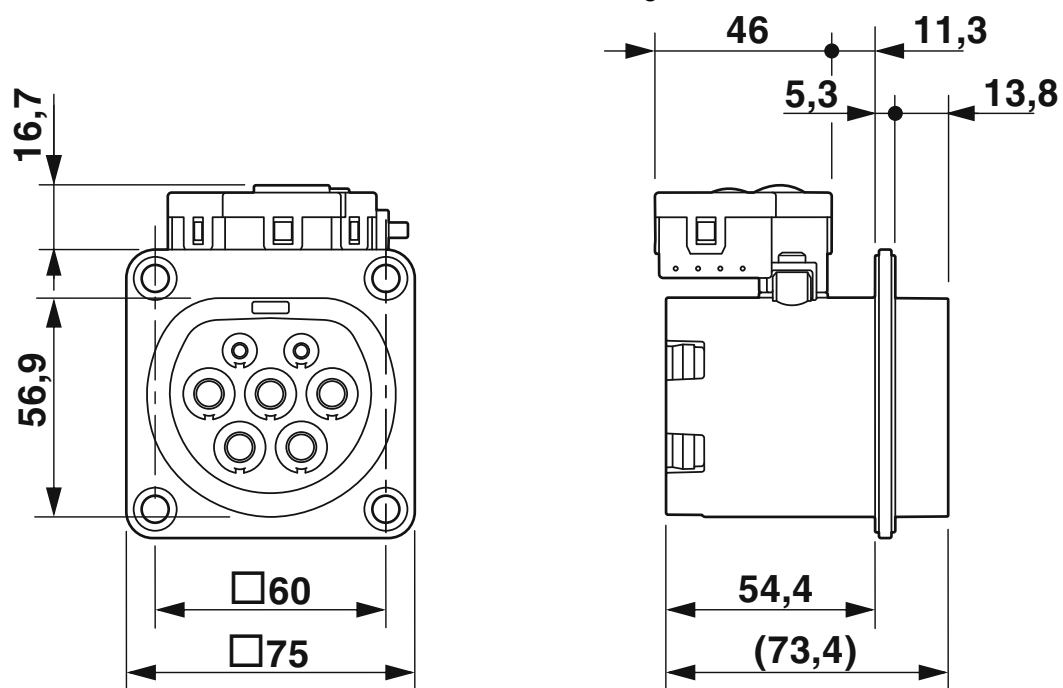
<https://www.phoenixcontact.com/us/products/1164417>

Drawings

Dimensional drawing



Dimensional drawing

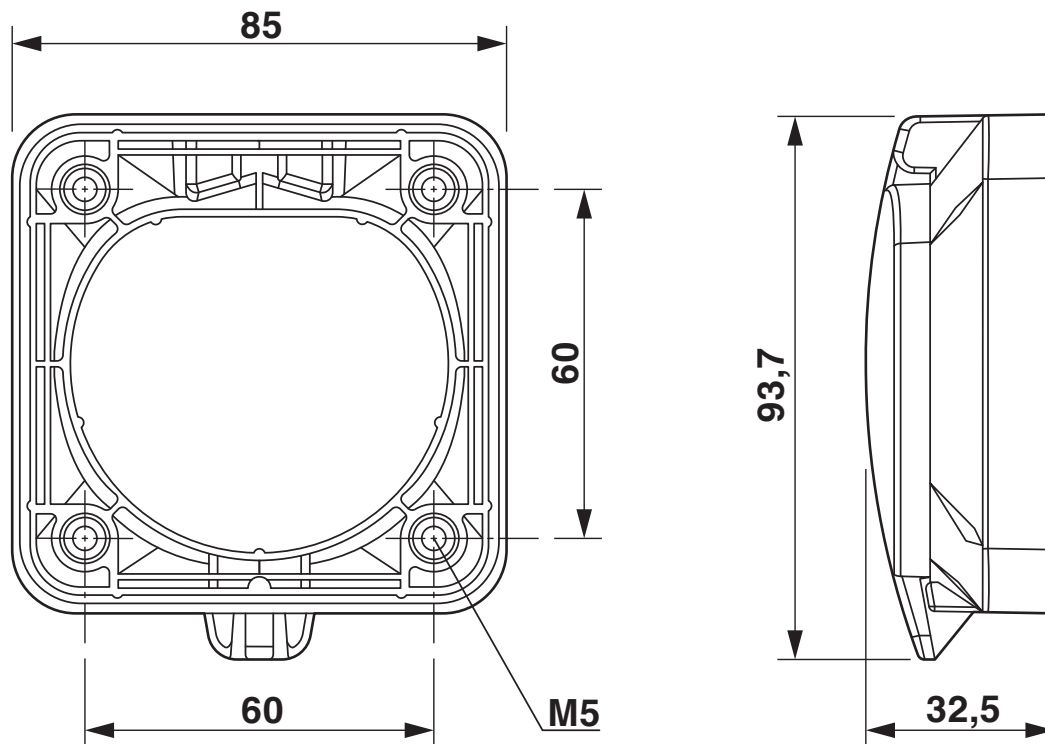


EV-T2M3SO12-4P-B-SET - Infrastructure charging socket

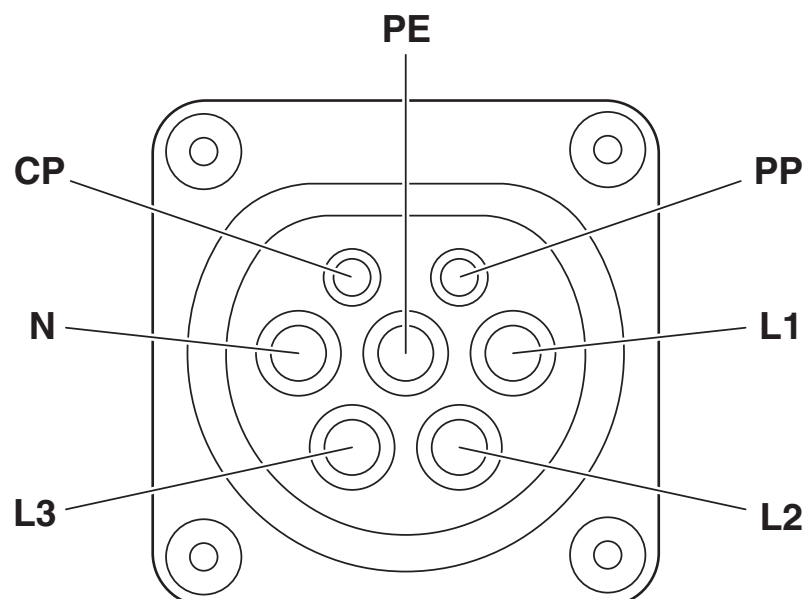
1164417

<https://www.phoenixcontact.com/us/products/1164417>

Dimensional drawing



Connection diagram



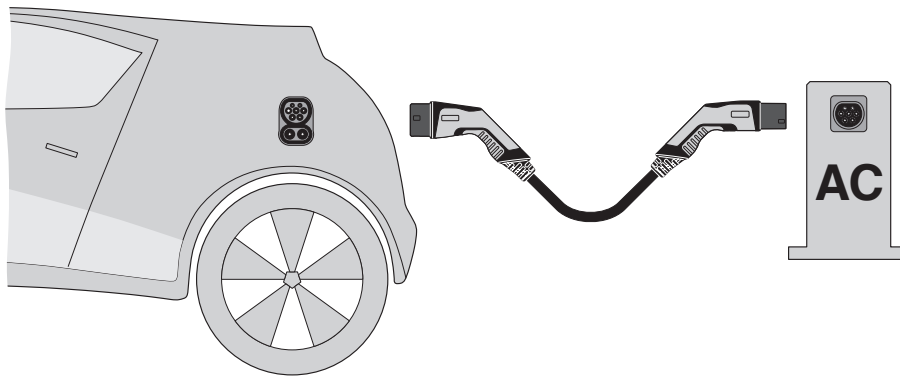
Pin assignment of infrastructure charging socket

EV-T2M3SO12-4P-B-SET - Infrastructure charging socket

1164417

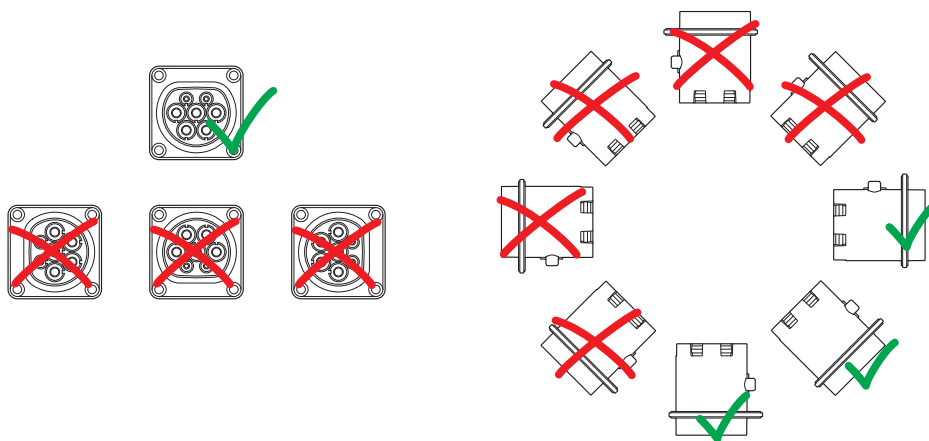
<https://www.phoenixcontact.com/us/products/1164417>

Schematic diagram



Operating instructions

Schematic diagram



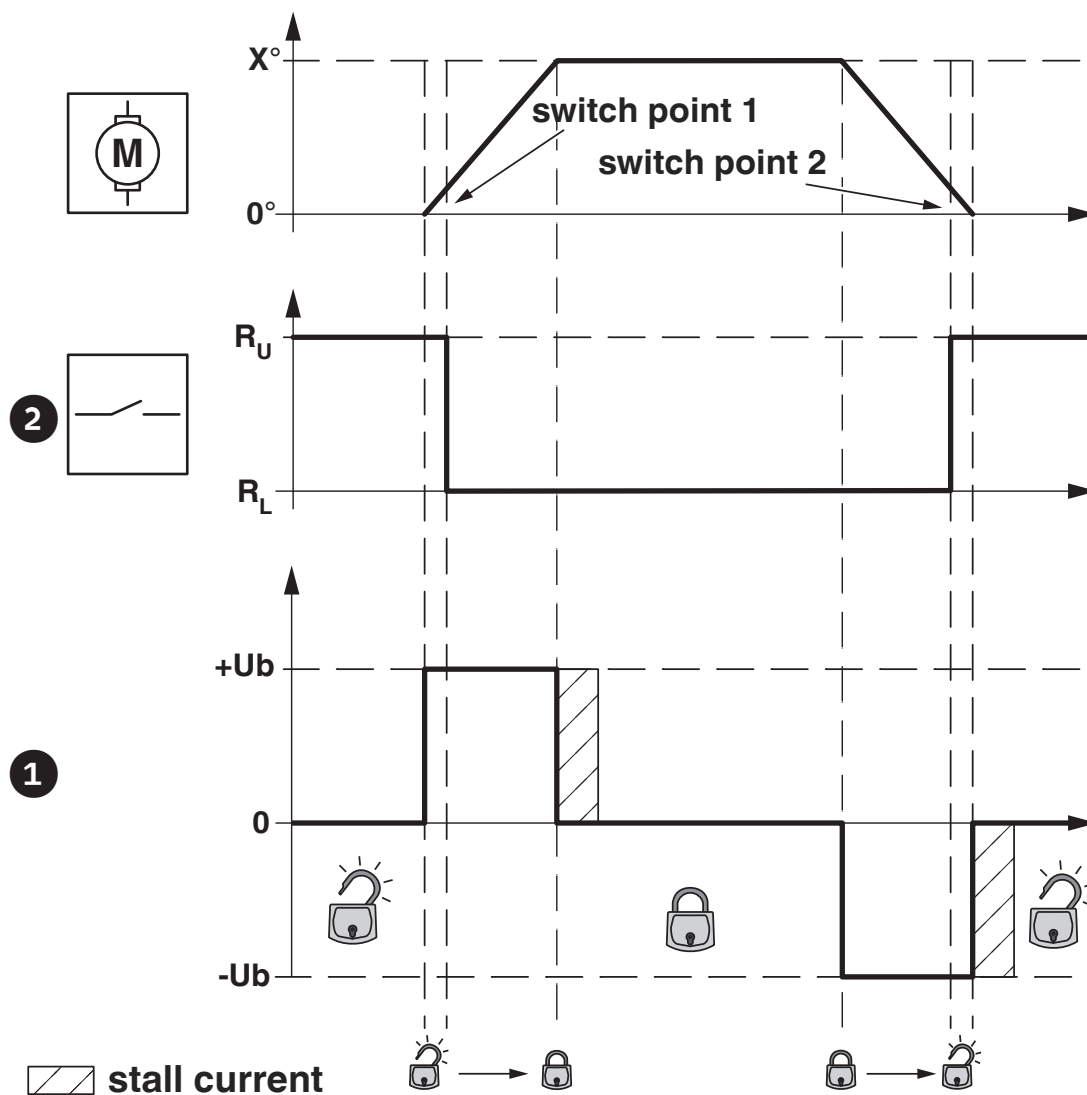
Installation positions

EV-T2M3SO12-4P-B-SET - Infrastructure charging socket

1164417

<https://www.phoenixcontact.com/us/products/1164417>

Schematic diagram



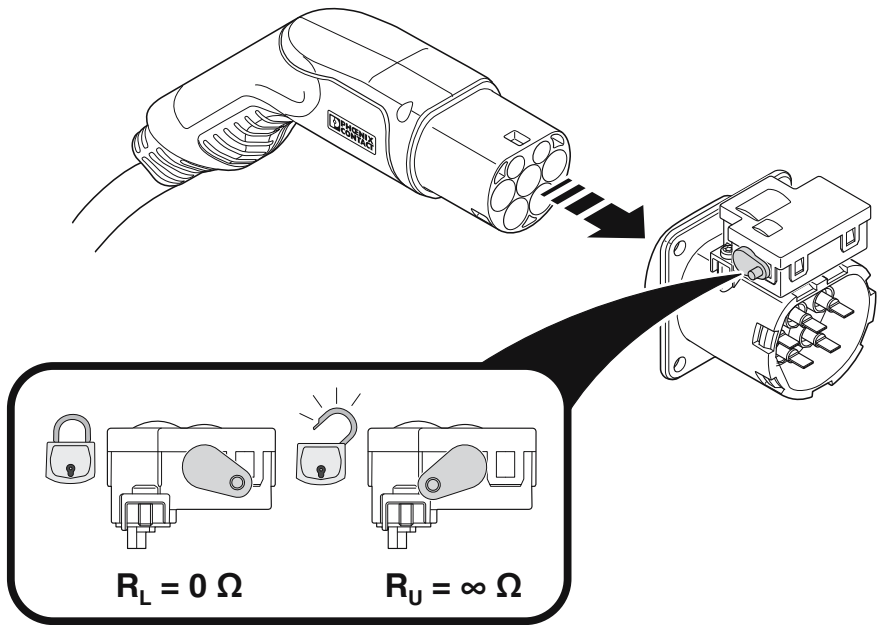
Locking states of the locking actuator

EV-T2M3SO12-4P-B-SET - Infrastructure charging socket



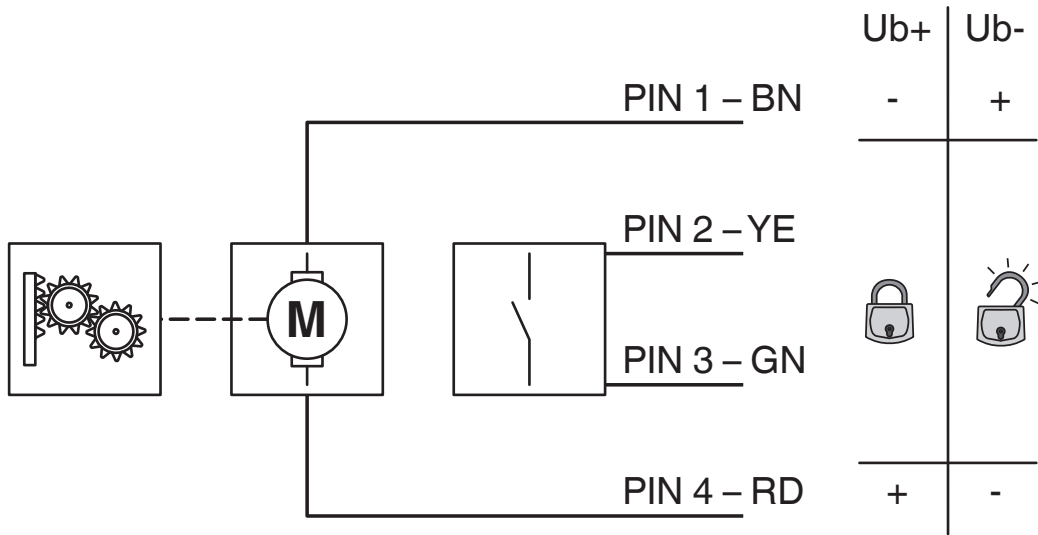
1164417
<https://www.phoenixcontact.com/us/products/1164417>

Schematic diagram



Position of the emergency unlocking lever on the locking actuator

Block diagram



Block diagram of the locking actuator

EV-T2M3SO12-4P-B-SET - Infrastructure charging socket



1164417

<https://www.phoenixcontact.com/us/products/1164417>

Approvals

📄 To download certificates, visit the product detail page: <https://www.phoenixcontact.com/us/products/1164417>



VDE Gutachten mit Fertigungsüberwachung

Approval ID: 40053862

EV-T2M3SO12-4P-B-SET - Infrastructure charging socket



1164417
<https://www.phoenixcontact.com/us/products/1164417>

Classifications

ECLASS

ECLASS-13.0	27144706
ECLASS-15.0	27144706

ETIM

ETIM 9.0	EC002898
----------	----------

UNSPSC

UNSPSC 21.0	39121800
-------------	----------

EV-T2M3SO12-4P-B-SET - Infrastructure charging socket



1164417
<https://www.phoenixcontact.com/us/products/1164417>

Environmental product compliance

EU RoHS	
Fulfills EU RoHS substance requirements	Not applicable, No electrical and electronic equipment (EEE), cannot be used in EEE
EU REACH SVHC	
REACH candidate substance (CAS No.)	Lead(CAS: 7439-92-1)
SCIP	f6926433-3682-4c35-92e6-cfc6799ba01f

Phoenix Contact 2025 © - all rights reserved
<https://www.phoenixcontact.com>

Phoenix Contact USA
586 Fulling Mill Road
Middletown, PA 17057, United States
(+717) 944-1300
info@phoenixcon.com