

# PLC-PT-ELR W1/ 2-24DC - Reversing load relay



1069556

<https://www.phoenixcontact.com/us/products/1069556>

Please be informed that the data shown in this PDF document is generated from our online catalog. Please find the complete data in the user documentation. Our general terms of use for downloads are valid.



PLC-INTERFACE as an electronic reversing load relay, consisting of PLC-BPT.../21 basic terminal block with Push-in connection and integrated circuit, for driving DC motors, with LED display and protective circuit, output: 10 ... 30 V DC/2 A

## Your advantages

- Wear-free reversing
- Short-circuit, surge, and overload-proof output
- Braking by controlling both inputs
- Integrated locking circuit and load wiring

## Commercial data

Item number	1069556
Packing unit	1 pc
Minimum order quantity	1 pc
Sales key	C476
Product key	DK7621
GTIN	4055626744865
Weight per piece (including packing)	54.8 g
Weight per piece (excluding packing)	38.9 g
Customs tariff number	85371098
Country of origin	DE

# PLC-PT-ELR W1/ 2-24DC - Reversing load relay



1069556

<https://www.phoenixcontact.com/us/products/1069556>

## Technical data

### Notes

#### Utilization restriction

EMC note	EMC: class A product, see manufacturer's declaration in the download area
----------	---

### Product properties

Product type	Solid-state contactor
Product family	PLC-INTERFACE
Operating mode	100% operating factor

#### Insulation characteristics: Air clearances and creepage distances between the power circuits

Insulation	Basic insulation
Overvoltage category	II
Pollution degree	2

### Electrical properties

Number of phases	1
Maximum power dissipation for nominal condition	0.4 W

#### Air clearances and creepage distances between the power circuits

Rated insulation voltage	50 V
Rated surge voltage	0.5 kV

#### Supply

Input name	Device supply
Rated control circuit supply voltage $U_S$	24 V DC
Control supply voltage range	19.2 V DC ... 28.8 V DC

### Input data

#### Control

Input name	Control input right/left
Rated actuating voltage $U_C$	24 V DC
Triggering voltage range	19.2 V DC ... 28.8 V DC
Rated actuating current $I_C$	$\approx 1$ mA
Typical response time	200 $\mu$ s
Protective circuit	Reverse polarity protection
	Surge protection
Surge voltage protection	> 33 V DC
Transmission frequency	300 Hz
Switchover time $R_L/L_L$ (turn-on time)	80 ms

### Output data

# PLC-PT-ELR W1/ 2-24DC - Reversing load relay



1069556

<https://www.phoenixcontact.com/us/products/1069556>

## DC output

Note	Protect the supply voltage at the output using a suitable fuse.
Rated operating voltage $U_e$	24 V DC
Operating voltage range	10 V DC ... 30 V DC
Rated operating current (Load output)	2 A
Load current	2 A
Quiescent current	10 mA
Protective circuit	Reverse polarity protection; Polarity protection diode (No continuous protection against polarity reversal)
	Surge protection
Surge voltage protection	> 33 V DC

## Motor switching output

Note	Short-circuit and overload protection
Continuous load current	2 A (see derating curve)
Short-circuit current	15 A (during braking)
Protective circuit	Surge protection
	RC element
Surge voltage protection	> 33 V DC

## Connection data

Connection method	Push-in connection
Stripping length	10 mm
Conductor cross-section rigid	0.14 mm <sup>2</sup> ... 2.5 mm <sup>2</sup>
Conductor cross-section flexible	0.14 mm <sup>2</sup> ... 2.5 mm <sup>2</sup>
	0.2 mm <sup>2</sup> ... 2.5 mm <sup>2</sup> (Single ferrule)
	2x 0.5 mm <sup>2</sup> ... 1 mm <sup>2</sup> (TWIN ferrule)
Conductor cross-section AWG	26 ... 14

## Signaling

Status display	LED (yellow)
Operating voltage display	Green LED

## Dimensions

Width	6.5 mm
Height	80 mm
Depth	94 mm

## Material specifications

Color	gray (RAL 7042)
Flammability rating according to UL 94	V0

## Environmental and real-life conditions

### Ambient conditions

# PLC-PT-ELR W1/ 2-24DC - Reversing load relay



1069556

<https://www.phoenixcontact.com/us/products/1069556>

Degree of protection	IP20
Ambient temperature (operation)	-25 °C ... 60 °C
Ambient temperature (storage/transport)	-40 °C ... 85 °C

## Approvals

UKCA

Certificate	UKCA-compliant
-------------	----------------

CE

Certificate	CE-compliant
-------------	--------------

## Standards and regulations

Air clearances and creepage distances between the power circuits

Standards/regulations	IEC 60664
	EN 50178

## Mounting

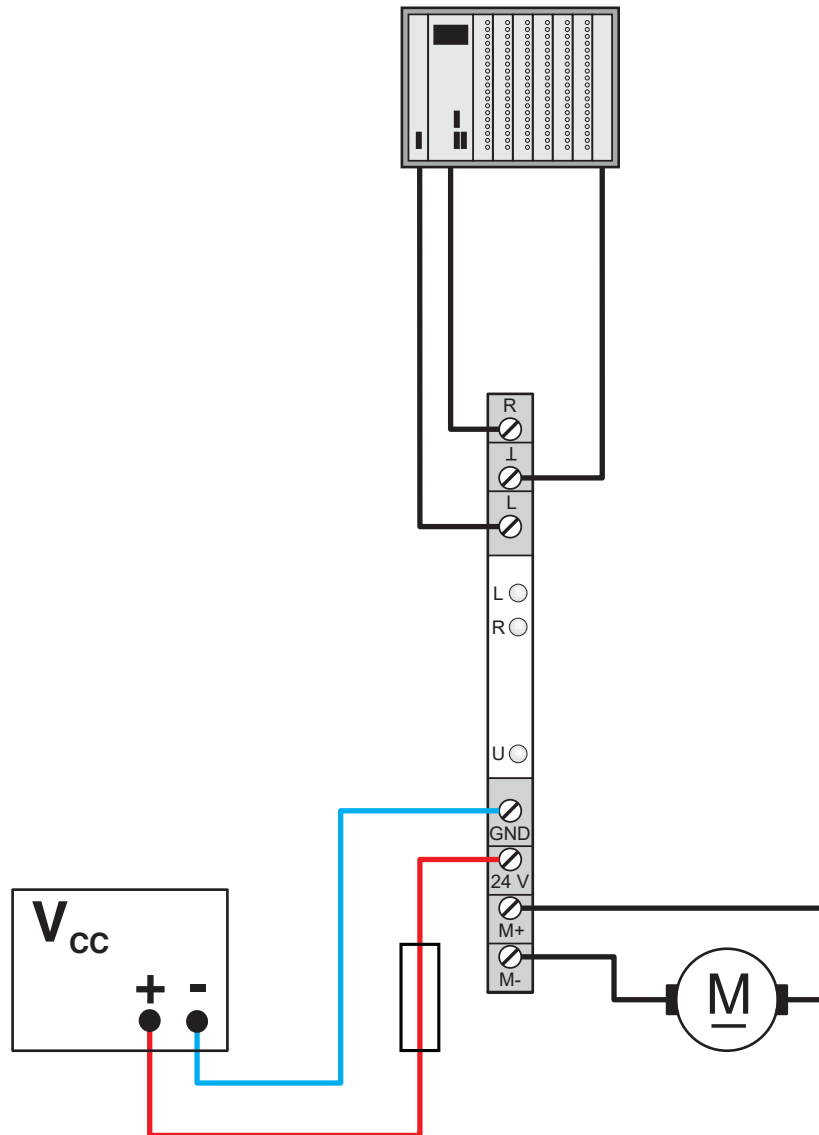
Mounting type	DIN rail mounting
Assembly note	in rows with zero spacing
Mounting position	Vertical (horizontal DIN rail)

1069556

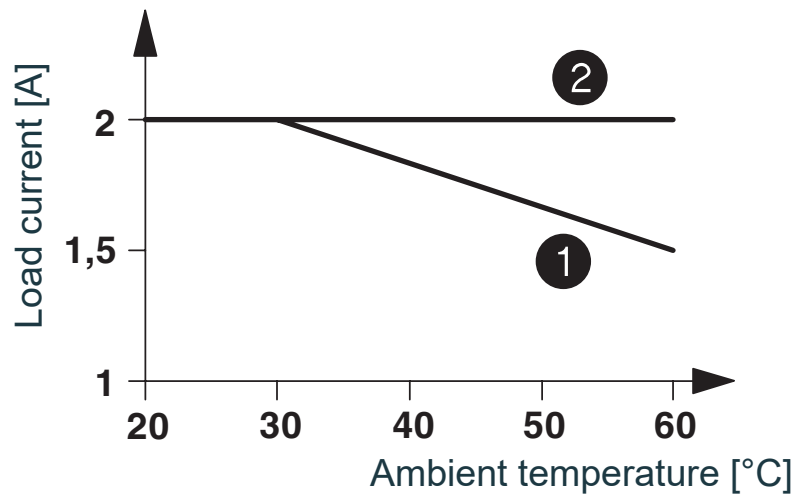
<https://www.phoenixcontact.com/us/products/1069556>

## Drawings

### Application drawing

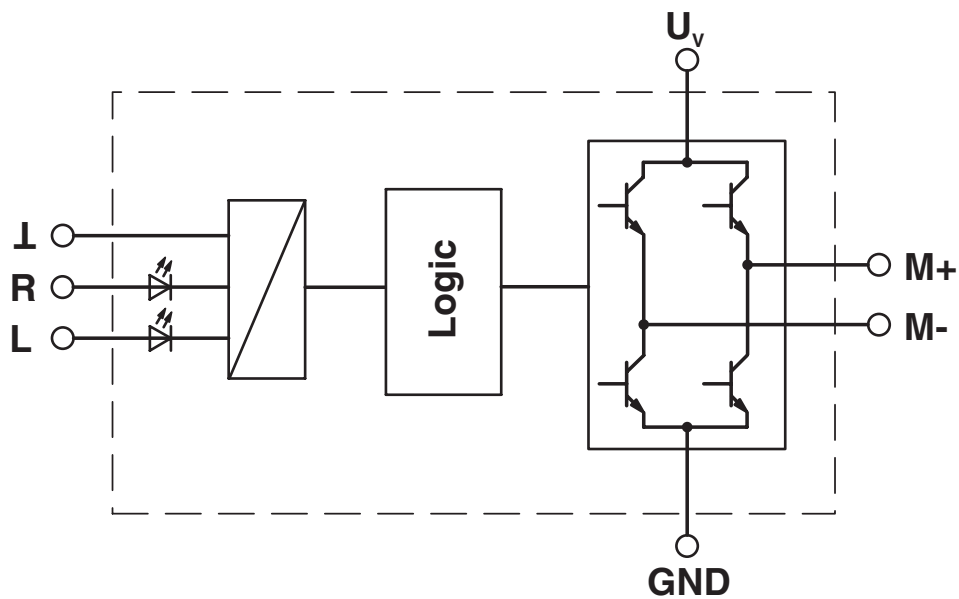


Diagram



- ① In rows with zero spacing
- ② stand-alone device

Circuit diagram



# PLC-PT-ELR W1/ 2-24DC - Reversing load relay



1069556

<https://www.phoenixcontact.com/us/products/1069556>

## Classifications

### ECLASS

ECLASS-13.0	27371018
ECLASS-15.0	27371018

### ETIM

ETIM 9.0	EC002552
----------	----------

### UNSPSC

UNSPSC 21.0	39122300
-------------	----------

# PLC-PT-ELR W1/ 2-24DC - Reversing load relay



1069556

<https://www.phoenixcontact.com/us/products/1069556>

## Environmental product compliance

### EU RoHS

Fulfills EU RoHS substance requirements	Yes
Exemption	7(a), 7(c)-I

### China RoHS

Environment friendly use period (EFUP)	EFUP-50
	An article-related China RoHS declaration table can be found in the download area for the respective article under "Manufacturer declaration". For all articles with EFUP-E, no China RoHS declaration table issued and required.

### EU REACH SVHC

REACH candidate substance (CAS No.)	Lead(CAS: 7439-92-1)
SCIP	f6555878-affe-4009-b4e4-2482f852692f

Phoenix Contact 2025 © - all rights reserved

<https://www.phoenixcontact.com>

Phoenix Contact USA  
586 Fulling Mill Road  
Middletown, PA 17057, United States  
(+717) 944-1300  
[info@phoenixcon.com](mailto:info@phoenixcon.com)