

HC-K 8/24-ESTC - Contact insert

1636318

<https://www.phoenixcontact.com/us/products/1636318>



Please be informed that the data shown in this PDF document is generated from our online catalog. Please find the complete data in the user documentation. Our general terms of use for downloads are valid.



Contact insert, number of positions: 8+24+PE, size: B10, power contacts: 8, control contacts: 24, Pin, Crimp connection, 230 V, 16 A, 0.5 mm² ... 4 mm², application: Power/signal

Your advantages

- Shock and vibration-resistant in accordance with DIN EN 61373

Commercial data

Item number	1636318
Packing unit	1 pc
Minimum order quantity	1 pc
Sales key	BF61
Product key	AF7ABA
GTIN	4046356011457
Weight per piece (including packing)	54.1 g
Weight per piece (excluding packing)	52.7 g
Customs tariff number	85366990
Country of origin	CN

HC-K 8/24-ESTC - Contact insert

1636318

<https://www.phoenixcontact.com/us/products/1636318>



Technical data

Notes

General	For housing HC-B10, power contacts: CK 2,5-ED, control contacts: CK 1,6-ED (crimp contacts not included in scope of delivery)
General	Connectors may be operated only when there is no load/voltage.

Mounting

Assembly note	To ensure correct use, installation in housing with IP54 protection or better is required
---------------	---

Product properties

Product type	Contact insert with a fixed no. of positions
Series	HC-K
Application	Power/signal
Type	B10
Number of positions	32
Connection profile	8+24+PE
Contact numbering	1 - 8 (power contacts) 1 - 24 (control contacts)
No. of power contacts	8
No. of control contacts	24
Contact material type	turned

Insulation characteristics

Overvoltage category	III
Degree of pollution	3

Dimensions

Dimensional drawing	
Width	34 mm
Height	36 mm
Length	64 mm
Drill hole distance, horizontal	57 mm

Mechanical characteristics

Contact diameter	2.5 mm
------------------	--------

Connection data

Connection technology	
-----------------------	--

HC-K 8/24-ESTC - Contact insert



1636318

<https://www.phoenixcontact.com/us/products/1636318>

Connection technology	Crimp connection (power contacts)
	Crimp connection (Signal contacts)

Conductor connection

Conductor cross section	0.5 mm ² ... 4 mm ² (power contacts)
	0.14 mm ² ... 2.5 mm ² (control contacts)
Connection cross section AWG	20 ... 12 (power contacts)
	26 ... 14 (control contacts)
Tightening torque	0.8 Nm ... 1.2 Nm (PE connection)
	0.5 Nm ... 0.8 Nm (Mounting screws for mounting in the HEAVYCON housing)
Stripping length of the individual wire	7.5 mm (Power)
	8 mm (Signal 0.14 mm ² ... 1.5 mm ²)
	6 mm (Signal 2.5 mm ²)

Electrical properties

Rated voltage (III/3)	230 V (Power contacts wire-ground)
	400 V (Power contacts wire-wire)
	160 V
Rated voltage for power contacts	230/400 V
Rated surge voltage	4 kV (power contacts)
	2.5 kV (control contacts)
Rated current	16 A (power contacts)
	10 A (control contacts)

Mechanical properties

Mechanical data

Insertion/withdrawal cycles	≥ 500
-----------------------------	-------

Material specifications

Flammability rating according to UL 94	V0
Contact material	Cu alloy
Contact carrier material	PC
Material of contact surface, power contact	Ag (alternat. Au)
Material of contact surface, control contact	Ag (alternatively Au)
Standards/regulations	PC
	PC

Environmental and real-life conditions

Ambient conditions

Ambient temperature (operation) (Operation)	-40 °C ... 125 °C (including heating up of contacts)
---	--

Standards and regulations

Testing

HC-K 8/24-ESTC - Contact insert



1636318

<https://www.phoenixcontact.com/us/products/1636318>

Standards/regulations	PC: Fire protection in rail vehicles - requirement set R22 acc. to DIN EN 45545-2 (Risk level HL1 - HL2)
	PC: Fire protection in rail vehicles - requirement set R23 acc. to DIN EN 45545-2 (Risk level HL1 - HL3)

HC-K 8/24-ESTC - Contact insert

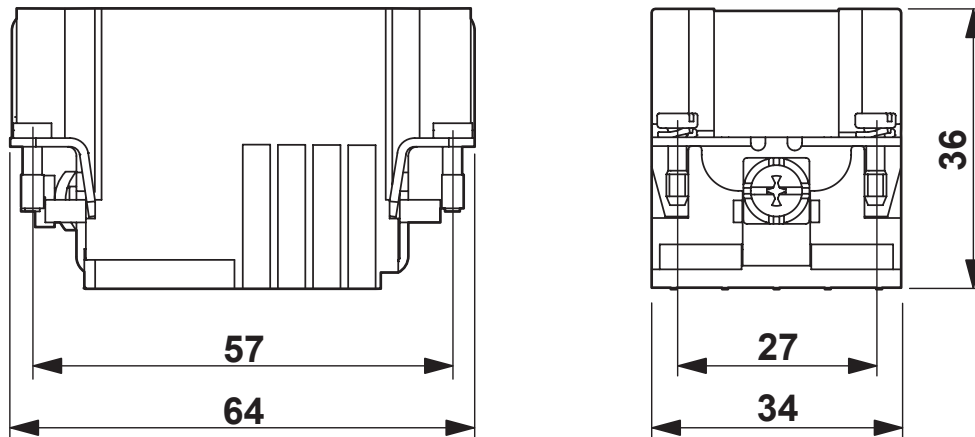
1636318

<https://www.phoenixcontact.com/us/products/1636318>



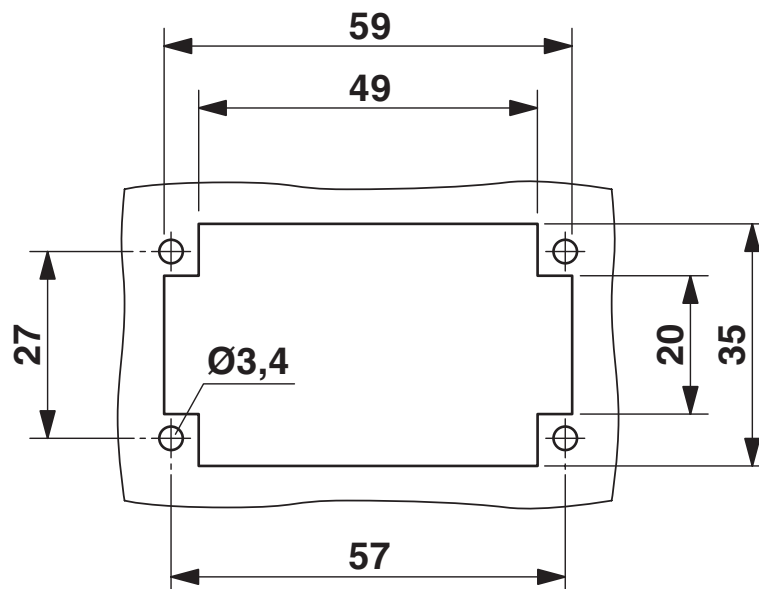
Drawings

Dimensional drawing




Dimensional drawing

Dimensional drawing



Mounting cutout when used without housing

Schematic diagram



Connector pin assignment, connection side

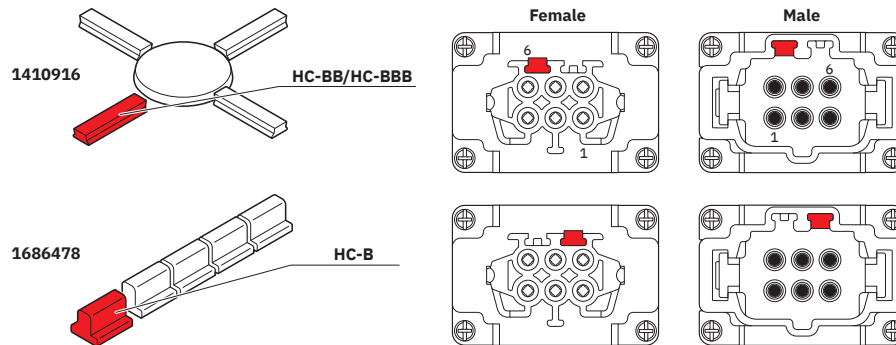
HC-K 8/24-ESTC - Contact insert

1636318

<https://www.phoenixcontact.com/us/products/1636318>

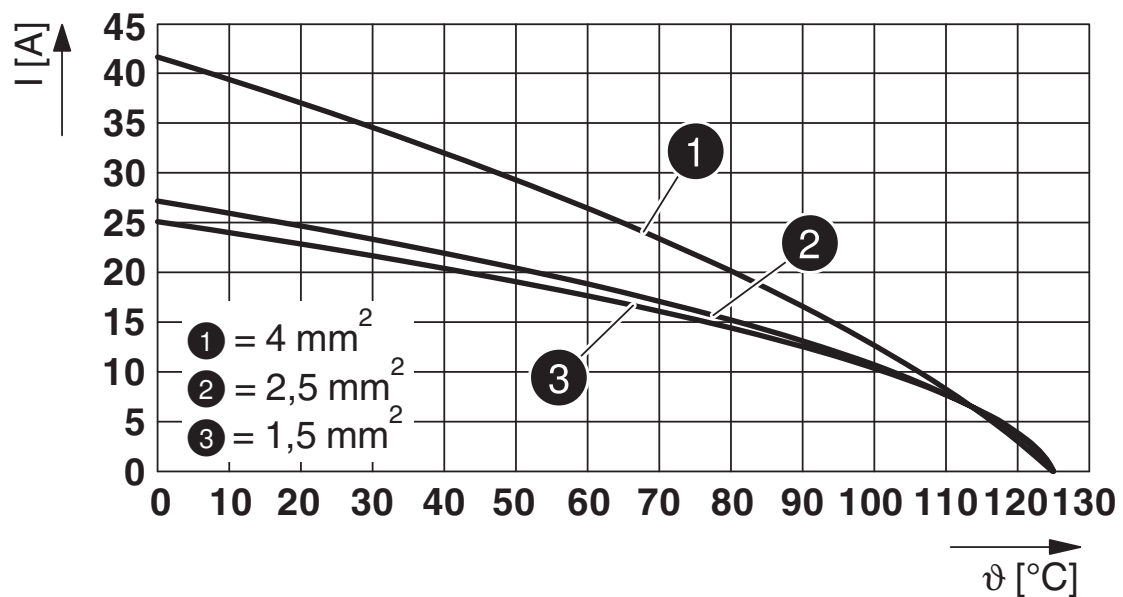


Schematic diagram



Coding options

Diagram



Derating diagram

HC-K 8/24-ESTC - Contact insert




1636318

<https://www.phoenixcontact.com/us/products/1636318>

Approvals

To download certificates, visit the product detail page: <https://www.phoenixcontact.com/us/products/1636318>

<div> UL Recognized Approval ID: FILE E 118976</div>				
	Nominal voltage U_N	Nominal current I_N	Cross section AWG	Cross section mm^2
keine				
Power	600 V	16 A	- 14	-
Control	600 V	10 A	- 14	-

HC-K 8/24-ESTC - Contact insert



1636318

<https://www.phoenixcontact.com/us/products/1636318>

Classifications

ECLASS

ECLASS-13.0	27440205
ECLASS-15.0	27440205

ETIM

ETIM 9.0	EC000438
----------	----------

UNSPSC

UNSPSC 21.0	39121500
-------------	----------

HC-K 8/24-ESTC - Contact insert



1636318
<https://www.phoenixcontact.com/us/products/1636318>

Environmental product compliance

EU RoHS	
Fulfills EU RoHS substance requirements	Yes, No exemptions
China RoHS	
Environment friendly use period (EFUP)	EFUP-E
	No hazardous substances above the limits
EU REACH SVHC	
REACH candidate substance (CAS No.)	No substance above 0.1 wt%

Phoenix Contact 2025 © - all rights reserved
<https://www.phoenixcontact.com>

Phoenix Contact USA
586 Fulling Mill Road
Middletown, PA 17057, United States
(+717) 944-1300
info@phoenixcon.com