

EV-T1G2C-1AC32A-25FT10ASBK01 - AC charging cable



1628423

<https://www.phoenixcontact.com/us/products/1628423>

Please be informed that the data shown in this PDF document is generated from our online catalog. Please find the complete data in the user documentation. Our general terms of use for downloads are valid.



CHARX connect comfort, Type 1, AC charging cable, 32 A permanent, 250 V AC, with vehicle charging connector and open cable end, cable: 25 ft, black, straight, with protective cap, PHOENIX CONTACT logo, NOTE: Cable management may be required., SAE J1772, for charging electric vehicles (EV) with alternating current (AC) via type 1 vehicle charging inlets

Product description

AC charging cable with vehicle charging connector and free cable end for charging electric vehicles (EV) with alternating current (AC) via type 1 vehicle charging inlets, for installation at charging stations for e-mobility (EVSE)

Your advantages

- Complete product range
- Convenient handling due to the ergonomic, triple award-winning design
- Available with your logo on request - for consistent branding of your charging station
- Longitudinal water tightness reliably prevents water ingress
- Developed and produced in accordance with the IATF 16949 automotive standard and ISO 9001
- Tested in accordance with automotive standards LV124, LV214, and LV215-2
- Tested in accordance with EV Ready 37 requirements
- Laser-marked mating face in accordance with DIN EN 17186

Commercial data

Item number	1628423
Packing unit	1 pc
Minimum order quantity	1 pc
Sales key	EM01
Product key	XWBDAB
GTIN	4055626446592
Weight per piece (including packing)	3,704 g
Weight per piece (excluding packing)	3,634 g
Customs tariff number	85444290
Country of origin	PL

EV-T1G2C-1AC32A-25FT10ASBK01 - AC charging cable



1628423

<https://www.phoenixcontact.com/us/products/1628423>

Technical data

Product properties

Product type	AC charging cable
Product family	CHARX connect comfort
Application	for charging electric vehicles (EV) with alternating current (AC) via type 1 vehicle charging inlets
	for installation at charging stations for electromobility (EVSE)
Design	with protective cap
Charging standard	Type 1
Charging mode	AC level 2
Affixed logo	PHOENIX CONTACT logo
Customer variations	On request

Electrical properties

Charging power and current (AC charging (1-phase))

Type of charging current	AC single-phase
Charging current	32 A AC (1-phase)
Charging power	8 kW (1-phase)
Rated voltage	250 V

Pin assignment (Leistungskontakte)

Note on the connection method	Crimp connection, cannot be disconnected
Number	3 (L1, N, PE)
Rated voltage	250 V AC
Rated current	32 A

Pin assignment (Signalkontakte)

Note on the connection method	Crimp connection, cannot be disconnected
Type of signal transmission	Pulse width modulation
Number	2 (CP, CS)
Rated voltage	30 V AC
Rated current	2 A
Coding	480 Ω (Lever actuated)
	150 Ω (Lever not actuated)

Dimensions

Vehicle charging connector

Width	58 mm
Height	151.1 mm
Depth	236.1 mm

Material specifications

Color (Housing)	black (9005)
-----------------	--------------

EV-T1G2C-1AC32A-25FT10ASBK01 - AC charging cable



1628423

<https://www.phoenixcontact.com/us/products/1628423>

Color (Handle area)	gray (7042)
Color (Actuating element)	silver grey (7001)
Color (Mating face)	black (9005)
Color (Protective cap)	black (9005)
Color (Cable)	black (9005)
Material (Vehicle charging connector)	Plastic
Material (Cable outer sheath)	TPE-U
Material (Contact surface)	Silver
Note	The color appearance and gloss level of the charging cable may vary.

Cable/line

Cable length	25 ft
Wiring standards/regulations	UL 62
	FFSO7.E343212
Cable weight	max. 385.00 kg/km
Cable type	straight
Cable structure	3 x 10 AWG + 1 x 18 AWG
External cable diameter	17.00 mm ±0.4 mm
Outer sheath, material	TPE
Stripping length of the sheath	70 mm ±5 mm
Stripping length	70 mm ±5 mm
Cable resistance	≤ 0.00351 Ω/m (based on a power core, at an ambient temperature of 20°C)
Bending radius	min. 255 mm (15x diameter)

Mechanical properties

Mechanical data

Insertion/withdrawal cycles	> 10000
Insertion force	< 75 N
Withdrawal force	< 75 N

Environmental and real-life conditions

Ambient conditions

Degree of protection (Vehicle charging inlet)	IP44 (plugged in; when plugged in and ready to operate, the degree of protection is only ensued if both plug-in components are original products from Phoenix Contact or suitable standard-compliant products)
Degree of protection (Protective cap)	IP54
Ambient temperature (operation)	-30 °C ... 50 °C
Ambient temperature (storage/transport)	-40 °C ... 80 °C
Altitude	5000 m (above sea level)

Standards and regulations

EV-T1G2C-1AC32A-25FT10ASBK01 - AC charging cable



1628423
<https://www.phoenixcontact.com/us/products/1628423>

Connection in accordance with standard	
Normative cable length restrictions	NOTE: Cable management may be required. Cable management is required in the US if the cable length exceeds 7.5 m (IEC 61851-1).
Standards	
Standards/regulations	SAE J1772

EV-T1G2C-1AC32A-25FT10ASBK01 - AC charging cable

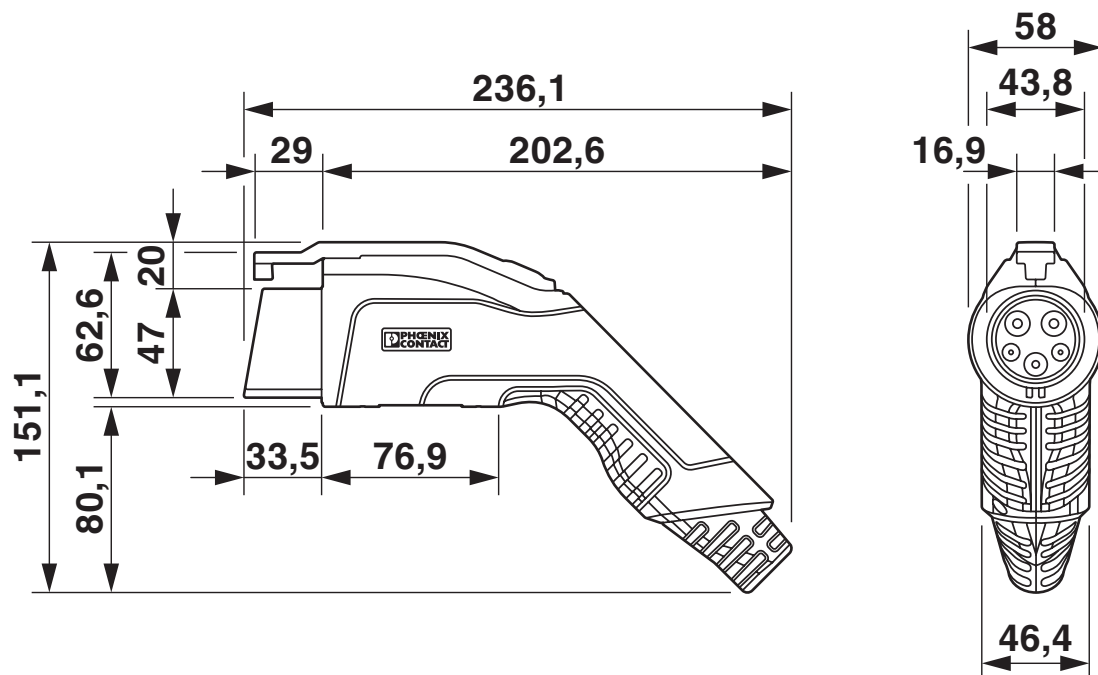


1628423

<https://www.phoenixcontact.com/us/products/1628423>

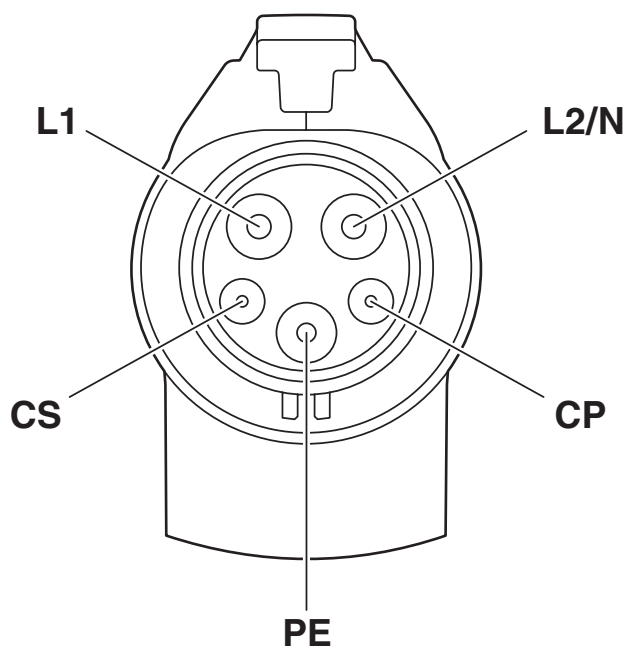
Drawings

Dimensional drawing



Make sure that the vehicle charging connector is placed in an appropriate charging connector holder, which ensures a minimum protection rating of IP24 in accordance with IEC 61851-1, for the entire time between charging. To create this charging connector holder, use the dimensions of the vehicle charging connector. Detailed dimensions can also be found in the Download area.

Connection diagram



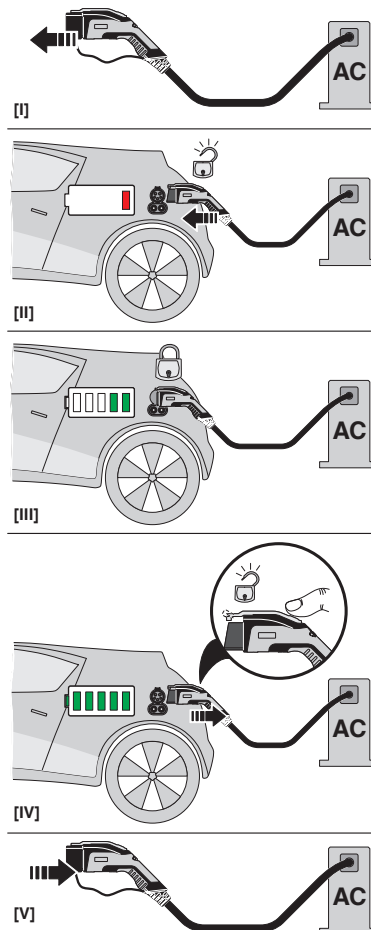
Pin assignment of the Vehicle Connector

EV-T1G2C-1AC32A-25FT10ASBK01 - AC charging cable

1628423


<https://www.phoenixcontact.com/us/products/1628423>

Schematic diagram



Operating instructions

Schematic diagram



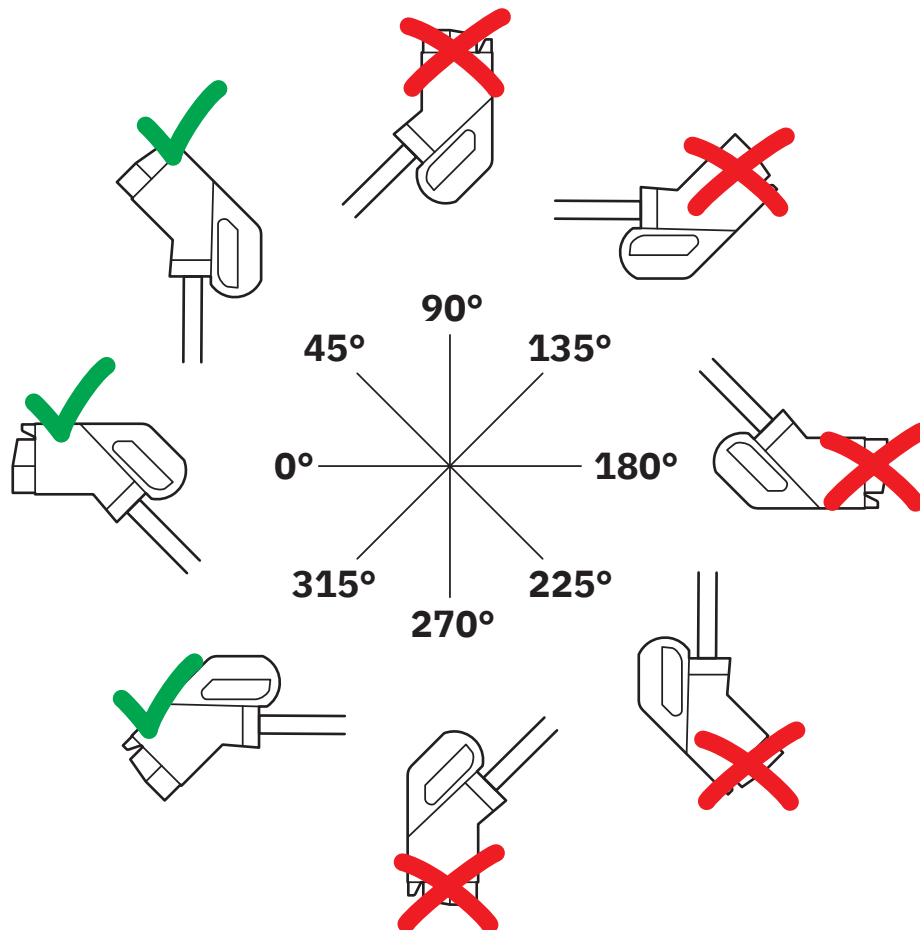
Terminology definition

EV-T1G2C-1AC32A-25FT10ASBK01 - AC charging cable

1628423

<https://www.phoenixcontact.com/us/products/1628423>

Schematic diagram



Installation positions


EV-T1G2C-1AC32A-25FT10ASBK01 - AC charging cable



1628423
<https://www.phoenixcontact.com/us/products/1628423>

Approvals

To download certificates, visit the product detail page: <https://www.phoenixcontact.com/us/products/1628423>

<div> cULus Recognized Approval ID: E473195-20160303</div>				
	Nominal voltage U_N	Nominal current I_N	Cross section AWG	Cross section mm^2
keine				
	250 V	32 A	- 10	-

EV-T1G2C-1AC32A-25FT10ASBK01 - AC charging cable



1628423
<https://www.phoenixcontact.com/us/products/1628423>

Classifications

ECLASS

ECLASS-13.0	27144705
ECLASS-15.0	27144705

ETIM

ETIM 9.0	EC002897
----------	----------

UNSPSC

UNSPSC 21.0	39121500
-------------	----------

EV-T1G2C-1AC32A-25FT10ASBK01 - AC charging cable



1628423

<https://www.phoenixcontact.com/us/products/1628423>

Environmental product compliance

EU RoHS

Fulfills EU RoHS substance requirements	Yes
Exemption	6(c)

China RoHS

Environment friendly use period (EFUP)	EFUP-50
	An article-related China RoHS declaration table can be found in the download area for the respective article under "Manufacturer declaration". For all articles with EFUP-E, no China RoHS declaration table issued and required.

EU REACH SVHC

REACH candidate substance (CAS No.)	Lead(CAS: 7439-92-1)
SCIP	98f8075e-3316-4cf9-93e9-fdd9785a17d3

Phoenix Contact 2025 © - all rights reserved

<https://www.phoenixcontact.com>

Phoenix Contact USA
586 Fulling Mill Road
Middletown, PA 17057, United States
(+717) 944-1300
info@phoenixcon.com