

Please be informed that the data shown in this PDF document is generated from our online catalog. Please find the complete data in the user documentation. Our general terms of use for downloads are valid.



M23, Device connector front mounting, series: CA, straight, shielded: yes, for standard and SPEEDCON interlock, No. of pos.: 12, Direction of rotation: Standard, contact connection type: Pin, Crimp connection, Flat gasket, flange dimensions: 25 mm x 25 mm, coding: N

Your advantages

- Safe use in the field, thanks to high degree of protection
- Connector for flexible on-site assembly
- Consistent EMC protection for reliable transmission of signals
- Crimping connection: vibration- and temperature-resistant assembly

Commercial data

Item number	1619966
Packing unit	1 pc
Minimum order quantity	1 pc
Sales key	AB31
Product key	ABRAEL
GTIN	4046356820165
Weight per piece (including packing)	26.1 g
Weight per piece (excluding packing)	18.909 g
Customs tariff number	85366990
Country of origin	DE

# CA-12P1N8A2S00 - Device connector front mounting



1619966

<https://www.phoenixcontact.com/us/products/1619966>

## Technical data

### Notes

Order information:	Order 12 x 1 mm crimp contacts separately
--------------------	---

### Product properties

Product type	Circular connectors (device side)
--------------	-----------------------------------

### Connector

#### Insulating body

Note	Order information: Order crimp contacts Ø 1 mm separately
Coding	N
Material (Insulating body)	PA 6.6
Connection method	Crimp connection
Contact switching type	Pin
Application	Signal
Number of positions	12
Direction of rotation	Standard
Connection profile	12
Number Contact (Signal contacts)	12
Diameter Contact (Signal contacts)	1 mm
Litz wire cross-section min. Contact (Signal contacts)	0.08 mm <sup>2</sup>
Litz wire cross-section max. Contact (Signal contacts)	1 mm <sup>2</sup>
Rated current Contact (Signal contacts)	8 A (for max. connection cross section)
Rated voltage Contact (Signal contacts)	48 V AC
	74 V DC
Rated surge voltage	1.5 kV
Overvoltage category	III
Degree of pollution	3

#### Housing

Type	Flange housing
Thread type	M23
Design	straight
Type of locking	for standard and SPEEDCON interlock
Pg screw connection	none
Mounting type	Front mounting/square flange (4x Ø 3.2 mm)
Flange dimensions	25 mm x 25 mm
Material (Housing)	GD-Zn
Degree of protection (plugged in)	IP67
Seal for the device	Flat gasket

### Environmental and real-life conditions

# CA-12P1N8A2S00 - Device connector front mounting



1619966

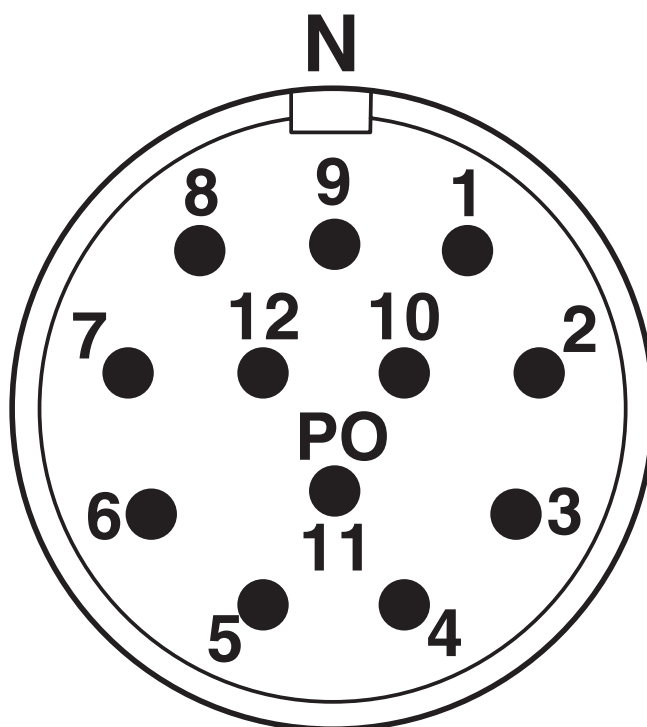
<https://www.phoenixcontact.com/us/products/1619966>

## Ambient conditions

Ambient temperature (operation)	-40 °C ... 125 °C
Permissible humidity (storage/transport)	50 % ... 65 %

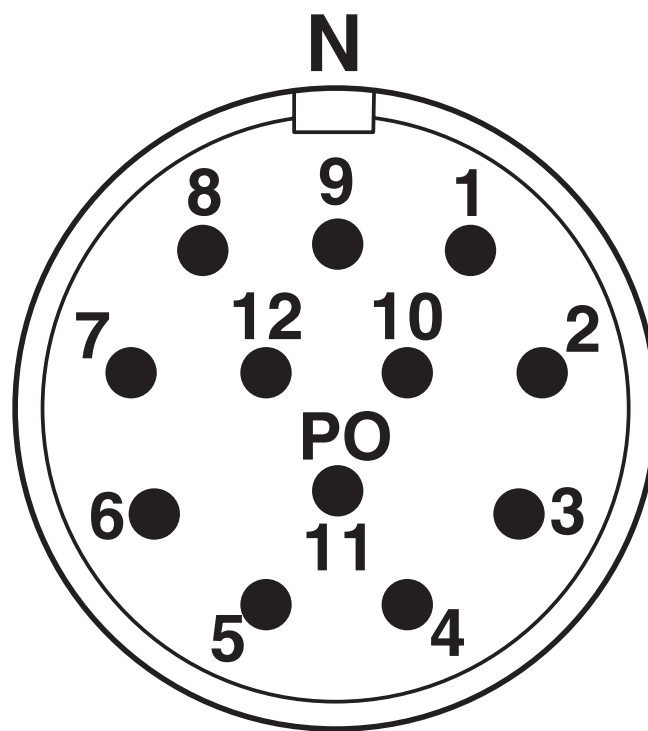
## Drawings

Schematic diagram



Connector pin assignment


Schematic diagram




Connector pin assignment

Approvals

To download certificates, visit the product detail page: <https://www.phoenixcontact.com/us/products/1619966>

<div> <b>cUL Recognized</b> Approval ID: E335019-20141210</div>				
	Nominal voltage $U_N$	Nominal current $I_N$	Cross section AWG	Cross section $\text{mm}^2$
keine				
	48 V	4 A	20	-

<div> <b>UL Recognized</b> Approval ID: E335019-20141210</div>				
	Nominal voltage $U_N$	Nominal current $I_N$	Cross section AWG	Cross section $\text{mm}^2$
keine				
	48 V	6 A	20	-

# CA-12P1N8A2S00 - Device connector front mounting



1619966

<https://www.phoenixcontact.com/us/products/1619966>

## Classifications

### ECLASS

ECLASS-13.0	27440109
ECLASS-15.0	27440109

### ETIM

ETIM 9.0	EC003569
----------	----------

### UNSPSC

UNSPSC 21.0	39121400
-------------	----------

Environmental product compliance

EU RoHS	
Fulfills EU RoHS substance requirements	Yes, No exemptions
China RoHS	
Environment friendly use period (EFUP)	EFUP-E
	No hazardous substances above the limits
EU REACH SVHC	
REACH candidate substance (CAS No.)	No substance above 0.1 wt%