

RF-12S1N8AWB00 - Device connector front mounting



1607830

<https://www.phoenixcontact.com/us/products/1607830>

Please be informed that the data shown in this PDF document is generated from our online catalog. Please find the complete data in the user documentation. Our general terms of use for downloads are valid.



Device connector front mounting, straight, Screw locking mechanism, M23, number of positions: 12, contact connection type: Socket, Axial O-ring, shielded: yes, number of positions: 12, connection method: Crimp connection, series: RF

Your advantages

- Safe use in the field, thanks to high degree of protection
- Connector for flexible on-site assembly
- Consistent EMC protection for reliable connection solutions in the industrial environment
- Crimping connection: vibration- and temperature-resistant assembly

Commercial data

Item number	1607830
Packing unit	1 pc
Minimum order quantity	1 pc
Note	Made to order (non-returnable)
Sales key	AB31
Product key	ABRAGL
GTIN	4046356174893
Weight per piece (including packing)	30.1 g
Weight per piece (excluding packing)	28.41 g
Customs tariff number	85366990
Country of origin	DE

Technical data

Notes

Order information:	Order crimp contacts Ø 1 mm separately
--------------------	--

Mounting

Mounting type	Front mounting/square flange (4x Ø 3.2 mm)
---------------	--

Product properties

Product type	Circular connectors (device side)
Series	RF
Application	Signal
	Signal
Number of positions	12
Connection profile	12
Shielded	yes
Coding	N
Thread type	M23

Material specifications

Material Housing	GD-Zn
Material Rotating parts	CuZn
Material Housing surface	Ni
Material Insulating body	PA 6.6
Material Seal	FPM (O-ring)

Electrical properties

Contact

Contact diameter	1 mm
Nominal current I_N	8 A
Nominal voltage U_N	48 V AC
	74 V DC
Overvoltage category	III
Degree of pollution	3
Rated surge voltage	1.5 kV

Connection data

Conductor connection

Connection method	Crimp connection
Contact connection type	Socket

Connector

Type	straight
------	----------

RF-12S1N8AWB00 - Device connector front mounting



1607830

<https://www.phoenixcontact.com/us/products/1607830>

Direction of rotation	Standard
-----------------------	----------

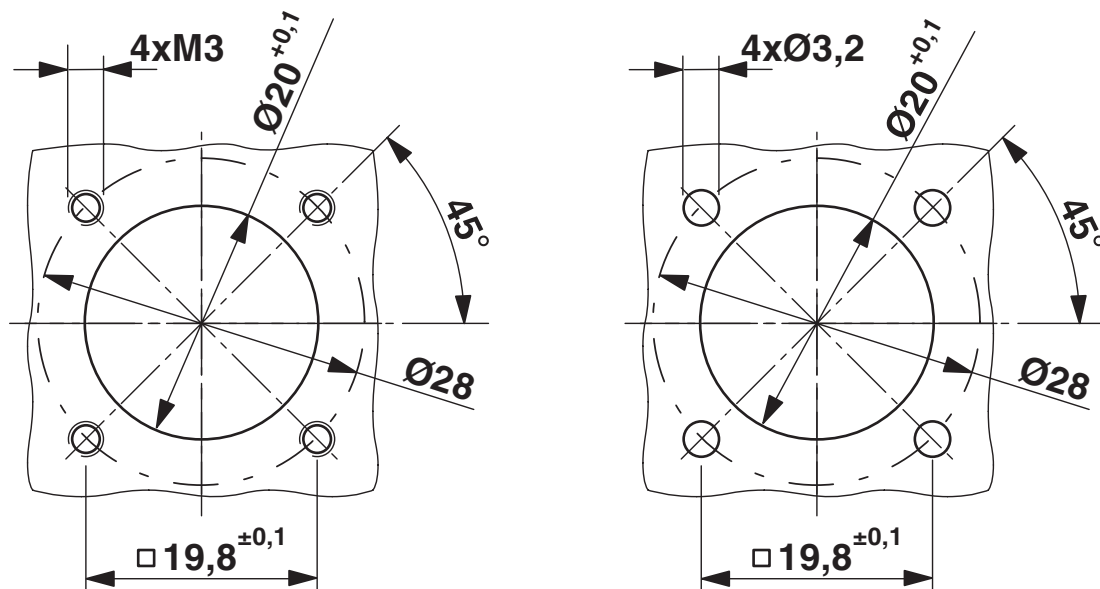
Environmental and real-life conditions

Ambient conditions

Degree of protection	IP67
Ambient temperature (operation)	-20 °C ... 125 °C
Altitude	2000 m

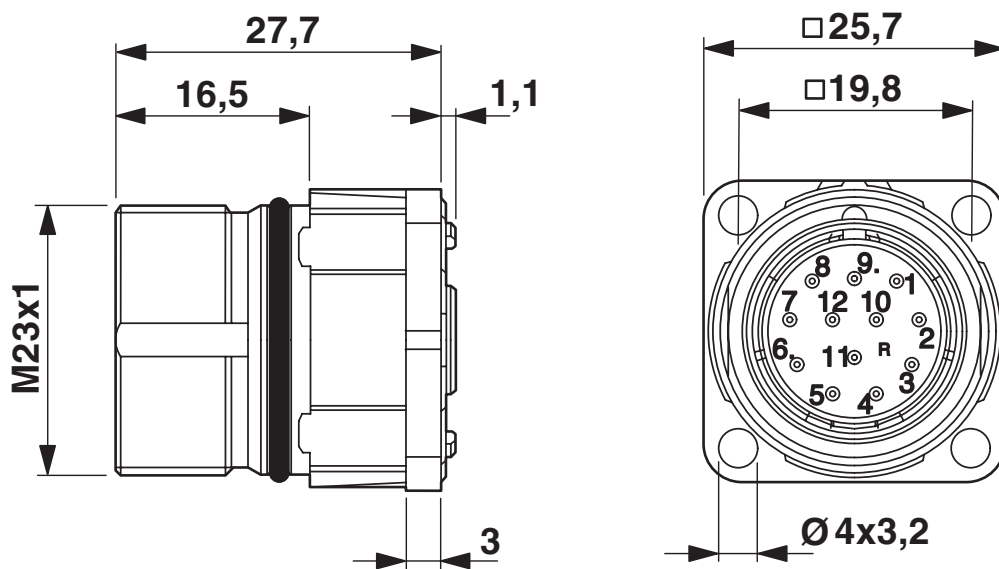
Drawings

Dimensional drawing



Installation dimensions

Dimensional drawing

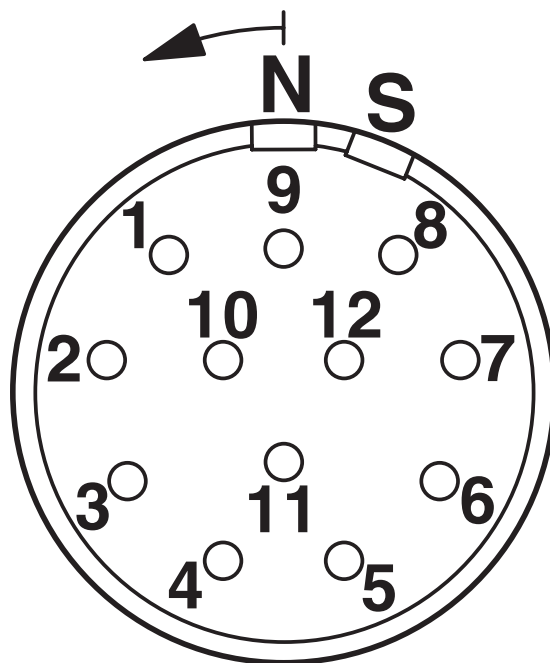


Dimensional drawing

1607830

<https://www.phoenixcontact.com/us/products/1607830>

Schematic diagram




Contact chamber numbering (view of plug-in side), standard socket


1607830

<https://www.phoenixcontact.com/us/products/1607830>

Approvals

To download certificates, visit the product detail page: <https://www.phoenixcontact.com/us/products/1607830>

 cUL Recognized Approval ID: E153698-20090723				
	Nominal voltage U _N	Nominal current I _N	Cross section AWG	Cross section mm ²
keine				
	48 V	5 A	20	-

 UL Recognized Approval ID: E153698-20090723				
	Nominal voltage U _N	Nominal current I _N	Cross section AWG	Cross section mm ²
keine				
	48 V	5 A	20	-

RF-12S1N8AWB00 - Device connector front mounting



1607830

<https://www.phoenixcontact.com/us/products/1607830>

Classifications

ECLASS

ECLASS-13.0	27440109
ECLASS-15.0	27440109

ETIM

ETIM 9.0	EC003569
----------	----------

UNSPSC

UNSPSC 21.0	39121400
-------------	----------

RF-12S1N8AWB00 - Device connector front mounting



1607830

<https://www.phoenixcontact.com/us/products/1607830>

Environmental product compliance

EU RoHS	
Fulfills EU RoHS substance requirements	Yes, No exemptions
China RoHS	
Environment friendly use period (EFUP)	EFUP-E
	No hazardous substances above the limits
EU REACH SVHC	
REACH candidate substance (CAS No.)	No substance above 0.1 wt%

Phoenix Contact 2025 © - all rights reserved
<https://www.phoenixcontact.com>

Phoenix Contact USA
586 Fulling Mill Road
Middletown, PA 17057, United States
(+717) 944-1300
info@phoenixcon.com