

# SACC-E-M12MS-17P-M16XL/0,5 - Device connector front mounting



1411583

<https://www.phoenixcontact.com/us/products/1411583>

Please be informed that the data shown in this PDF document is generated from our online catalog. Please find the complete data in the user documentation. Our general terms of use for downloads are valid.



Device connector front mounting, Universal, 17-position, Pin, straight, M12-Standard, A-coding, on free cable end, Individual wires, cable length: 0.5 m, 0.14 mm<sup>2</sup>, TPE litz wire, potted, this item is expected to be lead-free from Q4 2025 in accordance with RoHS II without exception 6c (Pb < 0.1%), a lead-free alternative is possible on request in advance

## Your advantages

- Easy-to-install, optimized XL housing contour with wrench size 19
- Mechanical tightening limitation for long-term-stable gasket
- Preassembled with litz wires for immediate use
- Customer-specific assemblies and litz wire lengths available
- Sealed on the litz wire side for optimum leak-tightness
- All standard pin assignments and codings for signal, data, and power transmission with a uniform design-in design
- For high transmission safety: shield connection to the housing with optional EMC nut

## Commercial data

|                                      |               |
|--------------------------------------|---------------|
| Item number                          | 1411583       |
| Packing unit                         | 1 pc          |
| Minimum order quantity               | 1 pc          |
| Sales key                            | AB24          |
| Product key                          | ABQCEB        |
| GTIN                                 | 4046356935425 |
| Weight per piece (including packing) | 34.2 g        |
| Weight per piece (excluding packing) | 32.618 g      |
| Customs tariff number                | 85444290      |
| Country of origin                    | DE            |

# SACC-E-M12MS-17P-M16XL/0,5 - Device connector front mounting



1411583

<https://www.phoenixcontact.com/us/products/1411583>

## Technical data

### Notes

|                    |  |
|--------------------|--|
| Notes on operation | The electrical and mechanical data specified assume that the connector pair is correctly locked and mounted. If the connector is unlocked and if there is a danger of contamination, the connector must be sealed using a protective cap > IP54. Influences arising from litz wires, cables or PCB assembly must also be taken into consideration. |
| General            | Contact connection method: Crimp connection  |

### Mounting

|                   |   |
|-------------------|---|
| Mounting type     | Front mounting (M16 x 1.5, XL variant, tightening limitation) |
| Tightening torque | 0.8 Nm ... 1.3 Nm (Installation-side)                         |

### Product properties

|                      |                                   |
|----------------------|-----------------------------------|
| Product type         | Circular connectors (device side) |
| Application          | Signal                            |
| Sensor type          | Universal                         |
| Number of positions  | 17                                |
| No. of cable outlets | 1                                 |
| Shielded             | no                                |
| Coding               | A                                 |
| Thread type          | M12                               |

### Insulation characteristics

|                      |    |
|----------------------|----|
| Overvoltage category | II |
| Degree of pollution  | 3  |

### Material specifications

|  |                              |
|--|------------------------------|
| Material Molding compound              | PUR (potted)                 |
| Flammability rating according to UL 94 | V0                           |
| Seal material                          | FKM                          |
| Contact material                       | CuZn                         |
| Contact surface material               | Au                           |
| Contact carrier material               | PA 6.6                       |
| Material for screw connection          | Zinc die-cast, nickel-plated |
| Conductor material                     | Tin-plated Cu litz wires     |

### Electrical properties

|                       |                            |
|-----------------------|----------------------------|
| Rated surge voltage   | 0.8 kV                     |
| Contact resistance    | $\leq 3 \text{ m}\Omega$   |
| Insulation resistance | $\geq 100 \text{ M}\Omega$ |
| Nominal voltage $U_N$ | 30 V (AC)                  |

# SACC-E-M12MS-17P-M16XL/0,5 - Device connector front mounting



1411583

<https://www.phoenixcontact.com/us/products/1411583>

|                           |           |
|---------------------------|-----------|
|                           | 30 V (DC) |
| Nominal current $I_N$     | 1.5 A     |
| Max. conductor resistance | 57.6 mΩ/m |

## Connection data

### Conductor connection

|                         |                                       |
|-------------------------|---------------------------------------|
| Connection method       | Individual wires                      |
| Contact connection type | Pin                                   |
| Conductor cross-section | 0.14 mm <sup>2</sup>                  |
| Tightening torque       | 0.8 Nm ... 1.3 Nm (Installation-side) |

## Mechanical properties

### Mechanical data

|                             |       |
|-----------------------------|-------|
| Insertion/withdrawal cycles | > 100 |
|-----------------------------|-------|

## Connector

### Connection 1

|                   |          |
|-------------------|----------|
| Head design       | Pin      |
| Head cable outlet | straight |
| Head thread type  | M12      |
| Head locking type | Standard |
| Coding            | A        |

### Connection 2

|             |                |
|-------------|----------------|
| Head design | free cable end |
|-------------|----------------|

## Cable/line

|                                 |  |
|---------------------------------|--|
| Cable length                    | 0.5 m  |
| Cable type                      | TPE litz wire  |
| Signal type/category            | Universal  |
| Wire diameter incl. insulation  | 1.1 mm ±0.05 mm  |
| Single wire, color              | brown, blue, white, green, pink, yellow, black, gray, red, violet, gray/pink, red/blue, white/green, brown/green, white/yellow, yellow/brown, white/gray |
| Cable cross section             | 0.14 mm <sup>2</sup>   |
| Conductor material              | Tin-plated Cu litz wires   |
| Conductor structure signal line | 7x 0.16 mm   |
| AWG signal line                 | 26   |
| Material wire insulation        | TPE  |
| Thickness, insulation           | 0.21 mm (Core insulation)  |
| Nominal voltage, cable          | 300 V  |
| Test voltage, cable             | 2000 V AC  |
| Cable resistance                | ≤ 57.6 mΩ/m  |

# SACC-E-M12MS-17P-M16XL/0,5 - Device connector front mounting



1411583

<https://www.phoenixcontact.com/us/products/1411583>

|                                 |   |
|---------------------------------|---|
| Cable insulation resistance     | ≥ 20 MΩ*km                                      |
| Ambient temperature (operation) | -40 °C ... 85 °C (cable, fixed installation)    |
|                                 | -25 °C ... 85 °C (Cable, flexible installation) |

## Environmental and real-life conditions

### Ambient conditions

|   |   |
|---|---|
| Degree of protection  | IP65  |
|   | IP67  |
| Ambient temperature (operation) (male connector/female connector) | -25 °C ... 85 °C (Plug / socket)                |
|   | -40 °C ... 85 °C (without mechanical actuation) |
| Ambient temperature (operation) (Cable, flexible installation)    | -25 °C ... 85 °C (Cable, flexible installation) |
| Ambient temperature (operation) (Cable, fixed installation)       | -40 °C ... 85 °C (cable, fixed installation)    |
| UL Type Rating  | Type 4 (indoor use only)                        |

## Standards and regulations

|                          |                              |
|--------------------------|------------------------------|
| Standard designation     | M12 circular connector       |
| Standards/specifications | according to IEC 61076-2-101 |

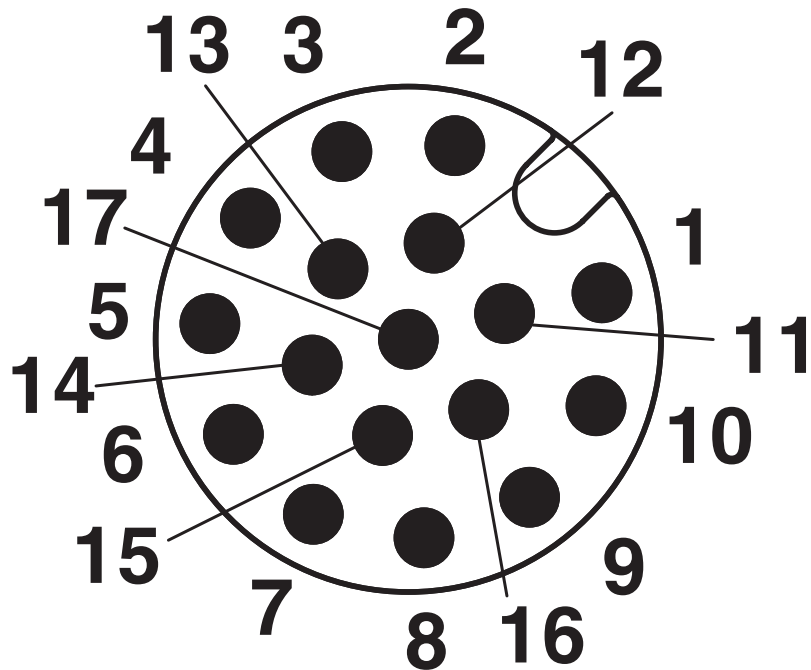
SACC-E-M12MS-17P-M16XL/0,5 - Device connector  
front mounting



1411583  
<https://www.phoenixcontact.com/us/products/1411583>


Drawings

Schematic diagram



Pin assignment M12 male connector, 17-pos., male side view


Circuit diagram




Contact assignment of the M12 plug

1411583  
<https://www.phoenixcontact.com/us/products/1411583>

Approvals

 To download certificates, visit the product detail page: <https://www.phoenixcontact.com/us/products/1411583>

|   |  |                       |                   |                             |
|---|--|-----------------------|-------------------|-----------------------------|
|  | <b>cULus Recognized</b><br>Approval ID: E221474-20140616 |                       |                   |                             |
|   | Nominal voltage $U_N$                                    | Nominal current $I_N$ | Cross section AWG | Cross section $\text{mm}^2$ |
| keine   |  |                       |                   |                             |
|   | 30 V   | 1.5 A                 | 26                | -                           |

# SACC-E-M12MS-17P-M16XL/0,5 - Device connector front mounting



1411583

<https://www.phoenixcontact.com/us/products/1411583>

## Classifications

### ECLASS

|             |          |
|-------------|----------|
| ECLASS-13.0 | 27440103 |
| ECLASS-15.0 | 27440103 |

### ETIM

|          |          |
|----------|----------|
| ETIM 9.0 | EC003570 |
|----------|----------|

### UNSPSC

|             |          |
|-------------|----------|
| UNSPSC 21.0 | 39121400 |
|-------------|----------|

# SACC-E-M12MS-17P-M16XL/0,5 - Device connector front mounting



1411583

<https://www.phoenixcontact.com/us/products/1411583>

## Environmental product compliance

### EU RoHS

|   |      |
|---|------|
| Fulfills EU RoHS substance requirements | Yes  |
| Exemption                               | 6(c) |

### China RoHS

|  |   |
|--|---|
| Environment friendly use period (EFUP) | EFUP-50   |
|  | An article-related China RoHS declaration table can be found in the download area for the respective article under "Manufacturer declaration". For all articles with EFUP-E, no China RoHS declaration table issued and required. |

### EU REACH SVHC

|                                     |                                      |
|-------------------------------------|--------------------------------------|
| REACH candidate substance (CAS No.) | Lead(CAS: 7439-92-1)                 |
| SCIP                                | 3182bfaa-512f-43da-9ac2-4ac143883cb2 |

Phoenix Contact 2025 © - all rights reserved  
<https://www.phoenixcontact.com>

Phoenix Contact USA  
586 Fulling Mill Road  
Middletown, PA 17057, United States  
(+717) 944-1300  
[info@phoenixcon.com](mailto:info@phoenixcon.com)