

# CHARX T1HBI12-1AC48DC200-5,0M1 - Vehicle charging inlet



1358245

<https://www.phoenixcontact.com/us/products/1358245>

Please be informed that the data shown in this PDF document is generated from our online catalog. Please find the complete data in the user documentation. Our general terms of use for downloads are valid.



CHARX connect universal, AC/DC CCS Typ 1, Vehicle charging inlet, 200 A permanent, 1000 V DC, 48 A , 250 V AC, Single wires, length: 5 m, locking actuator: 12 V, 4-pos., Front and rear mounting, M6, housing: black, for charging with alternating current (AC) and with direct current (DC), IEC 62196-2, IEC 62196-3, A protective cap is supplied as standard for the DC and AC contacts.

## Product description

Vehicle charging inlet for charging with alternating current (AC) and direct current (DC), compatible with type 1 AC and CCS vehicle charging connectors (EVSE), for installation in electric vehicles (EV).

## Your advantages

- Complete product range
- Uniform, space-saving dimensions for the installation space and the screw connection points of all Phoenix Contact vehicle charging inlets
- Developed and produced in accordance with the IATF 16949 automotive standard and ISO 9001
- Integrated interlock during charging
- Manual emergency release of the locking actuator
- Protected and sealed against dirt and water with a high degree of protection

## Commercial data

Item number	1358245
Packing unit	1 pc
Minimum order quantity	1 pc
Sales key	EM01
Product key	XWCAIB
GTIN	4063151687205
Weight per piece (including packing)	13,000 g
Weight per piece (excluding packing)	103 g
Customs tariff number	85444290
Country of origin	PL

# CHARX T1HBI12-1AC48DC200-5,0M1 - Vehicle charging inlet



1358245

<https://www.phoenixcontact.com/us/products/1358245>

## Technical data

### Notes

General	A protective cap is supplied as standard for the DC and AC contacts.
---------	--

### Product properties

Product type	Vehicle charging inlet
Product family	CHARX connect universal
Technology	Combined Charging System
Application	for charging with alternating current (AC) and with direct current (DC) for installation in electric vehicles (EV)
Charging standard	AC/DC CCS Typ 1
Charging mode	Mode 2, 3, 4
Customer variations	On request

### Electrical properties

Note on the connection method	Crimp connection, cannot be disconnected
Temperature measurement	DC contacts: 2x PT1000 (DIN EN 60751)
Temperature monitoring	AC contacts: PTC chain (DIN EN 60738-1)

#### Charging power and current (AC charging (1-phase))

Type of charging current	AC single-phase
Charging current	48 A AC (1-phase)
Charging power	12 kW

#### Charging power and current (DC charging)

Type of charging current	DC
Charging current	200 A DC
Charging power	200 kW

#### Pin assignment (Leistungskontakte)

Number	5 (L1, N, PE, DC+, DC-)
Rated voltage	250 V AC 1000 V DC
Rated current	48 A AC 200 A DC

#### Pin assignment (Signalkontakte)

Type of signal transmission	Pulse width modulation with modulated Powerline communication in accordance with ISO/IEC 15118 / DIN SPEC 70121
Number	2 (CP, CS)
Rated voltage	30 V AC
Rated current	2 A

# CHARX T1HBI12-1AC48DC200-5,0M1 - Vehicle charging inlet



1358245

<https://www.phoenixcontact.com/us/products/1358245>

Coding	2.7 k $\Omega$ (between PE and CS)
Insulation resistance	> 200 M $\Omega$

## Locking actuator

Locking actuator	12 V, 4-pos. Top center position
Possible power supply range at the motor	9 V ... 16 V
Maximum voltage for locking detection	12 V
Typical motor current for locking	0.25 A
Reverse current of the motor	max. 1.5 A
Max. dwell time with reverse current	1 s
Recommended adaptation time	600 ms
Pause time after entry or exit path	3 s
Service life insertion cycles	> 10000 load cycles
Lock recognition	available
Mechanical emergency release	available
Ambient temperature (operation)	-40 °C ... 80 °C

## Temperature sensors (PTC chain)

Sensor type	PTC chain
Standards/regulations	DIN EN 60738-1
Attachment point	Sensor for the AC contacts
Measuring range_resistance	790 $\Omega$ ... 1420 $\Omega$
Resistance	max. 1200 $\Omega$ $\pm$ 5 K
Ambient temperature	-40 °C ... 130 °C (Operation)

## Temperature sensors (Pt 1000)

Sensor type	Pt 1000
Standards/regulations	DIN EN 60751
Attachment point	2 sensors for the DC contacts

## Dimensions

### Vehicle charging inlet

Width	108 mm
Height	151.2 mm
Depth	122.8 mm

### Bore dimensions

Width	117.6 mm
Height	90 mm
Depth	117.6 mm

## Material specifications

Color (Housing)	black (9005)
Color (Mating face)	black (9005)

# CHARX T1HBI12-1AC48DC200-5,0M1 - Vehicle charging inlet



1358245

<https://www.phoenixcontact.com/us/products/1358245>

Material (Housing)	Plastic
Material (Contact surface)	Silver

## Cable/line

Cable length	5 m
Cable type	Single wires
Single wire, cross section	70.00 mm <sup>2</sup>

### Single-core wires for AC

Cable length	5 m
Cable structure	2 x 6 mm <sup>2</sup>
Single wire, material	Silicone
Single wire, color	OG
External cable diameter	12.60 mm ±0.2 mm
Cable resistance	≤ 3.2 Ω/km

### Single-core wires for DC

Cable length	5 m
Cable structure	2 x 70 mm <sup>2</sup>
Single wire, material	Silicone
Single wire, color	OG
External cable diameter	17.90 mm ±0.3 mm
Cable resistance	≤ 0.259 Ω/km

### Single-core wire for PE

Cable length	5 m
Cable structure	1 x 25 mm <sup>2</sup>
Single wire, material	Silicone
Single wire, color	GN/YE
External cable diameter	8.60 mm ±0.1 mm
Cable resistance	≤ 0.743 Ω/km

### Single-core wires for locking actuator

Cable length	1.5 m
Cable structure	4 x 0.5 mm <sup>2</sup>
Single wire, material	PVC
Single wire, color	BU/RD, BU/GN, BU/YE, BU/BN
External cable diameter	1.60 mm ±0.20 mm
Cable resistance	≤ 37.1 Ω/m

### Single-core wires for PTC temperature sensors

Cable length	1 m
Cable structure	5 x 0,5 mm <sup>2</sup>
Single wire, color	BN/GY
	BN/YE/GN
External cable diameter	1.60 mm ±0.20 mm

# CHARX T1HBI12-1AC48DC200-5,0M1 - Vehicle charging inlet



1358245

<https://www.phoenixcontact.com/us/products/1358245>

Cable resistance	$\leq 37.1 \Omega/\text{m}$
------------------	-----------------------------

## Single-core wires for Pt 1000 temperature sensors

Cable length	0.9 m
Cable structure	3 x 0.5 mm <sup>2</sup>
Single wire, material	PVC
Single wire, color	BN
	GN
	YE
External cable diameter	1.60 mm $\pm$ 0.20 mm
Cable resistance	$\leq 37.1 \Omega/\text{m}$

## Single-core wires for communication

Cable length	1 m
Cable structure	2 x 0.5 mm <sup>2</sup>
Single wire, material	PVC
Single wire, color	BK
	WH
External cable diameter	1.60 mm $\pm$ 0.20 mm
Cable resistance	$\leq 37.1 \Omega/\text{m}$

## Mechanical properties

### Mechanical data

Insertion/withdrawal cycles	> 10000
Insertion force	< 100 N
Withdrawal force	< 100 N

## Environmental and real-life conditions

### Ambient conditions

Degree of protection (Vehicle charging inlet)	IP55 (plugged in; when plugged in and ready to operate, the degree of protection is only ensued if both plug-in components are original products from Phoenix Contact or suitable standard-compliant products)
	IP67 (Inner area of vehicle charging inlet)
Ambient temperature (operation)	-40 °C ... 40 °C (60 °C, maximum (current reduction required, observe the DC contact temperature limit value of 90 °C))
Ambient temperature (storage/transport)	-40 °C ... 85 °C
Altitude	4000 m (above sea level)

## Standards and regulations

### Standards

Standards/regulations	IEC 62196-2
	IEC 62196-3
	SAE J1772

# CHARX T1HBI12-1AC48DC200-5,0M1 - Vehicle charging inlet



1358245

<https://www.phoenixcontact.com/us/products/1358245>

## Mounting

Mounting type	Front and rear mounting (0 to 90 degree frontal inclination possible)
Mounting hole diameter	6.70 mm (ø)
Fixing screws	M6
Screws included in the scope of delivery	none

# CHARX T1HBI12-1AC48DC200-5,0M1 - Vehicle charging inlet

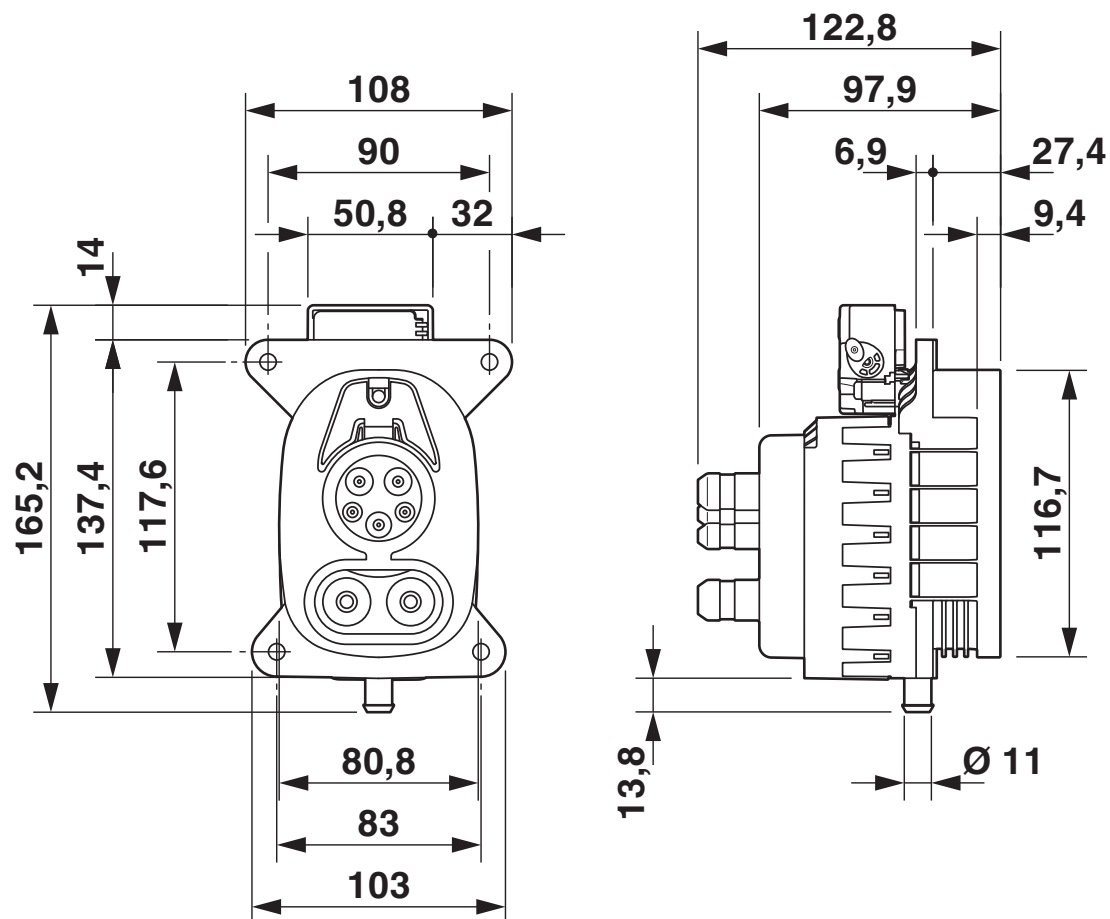


1358245

<https://www.phoenixcontact.com/us/products/1358245>

## Drawings

Dimensional drawing



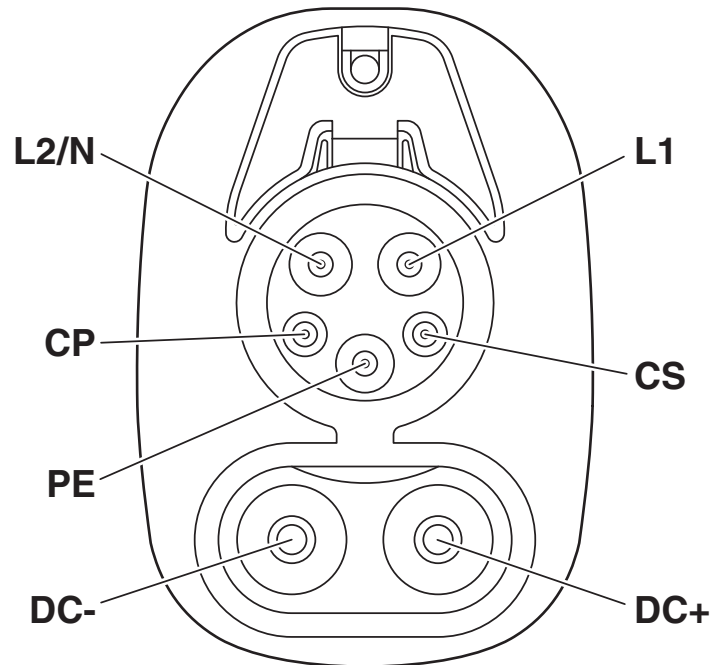
Dimensional drawing

# CHARX T1HBI12-1AC48DC200-5,0M1 - Vehicle charging inlet

1358245

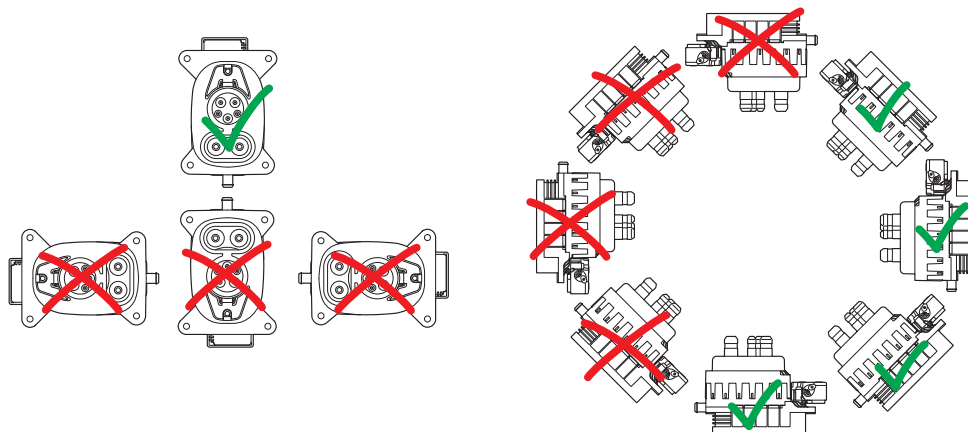
<https://www.phoenixcontact.com/us/products/1358245>

Connection diagram



Pin assignment of vehicle charging inlets

Connection diagram



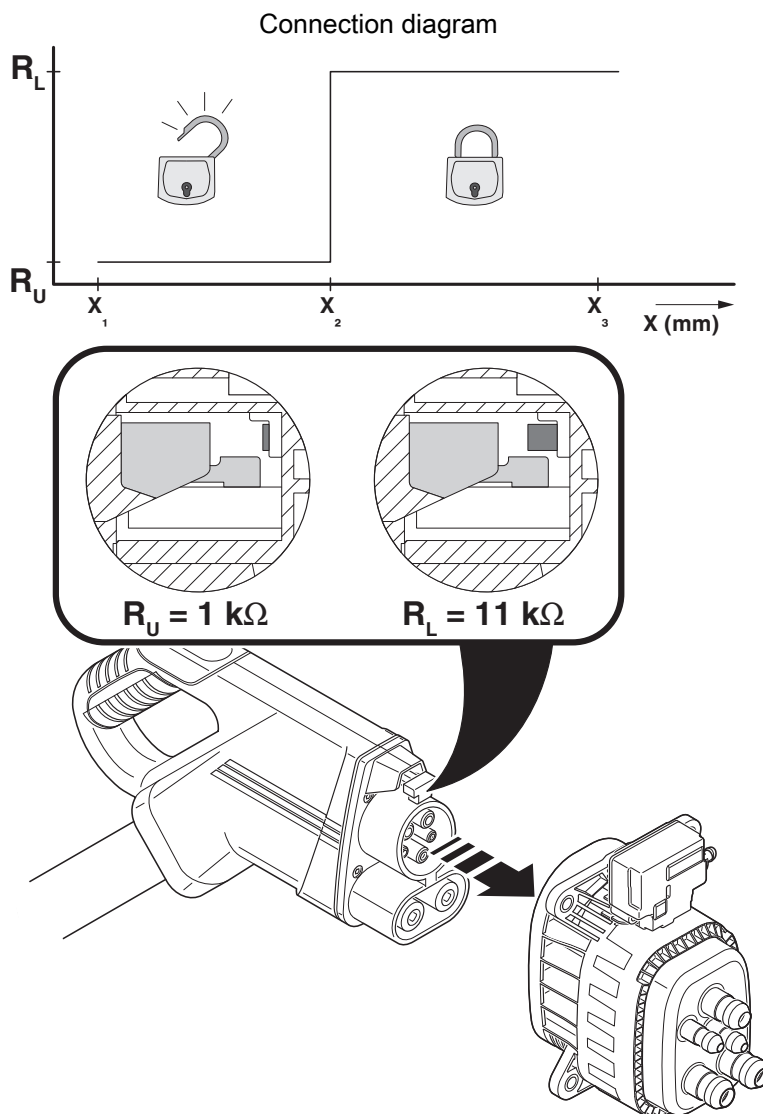
Installation positions



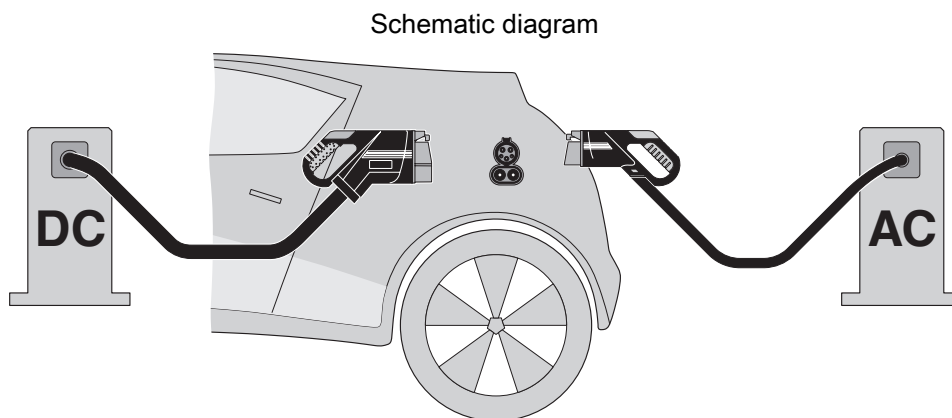
# CHARX T1HBI12-1AC48DC200-5,0M1 - Vehicle charging inlet

1358245

<https://www.phoenixcontact.com/us/products/1358245>



Detection for Vehicle Connector



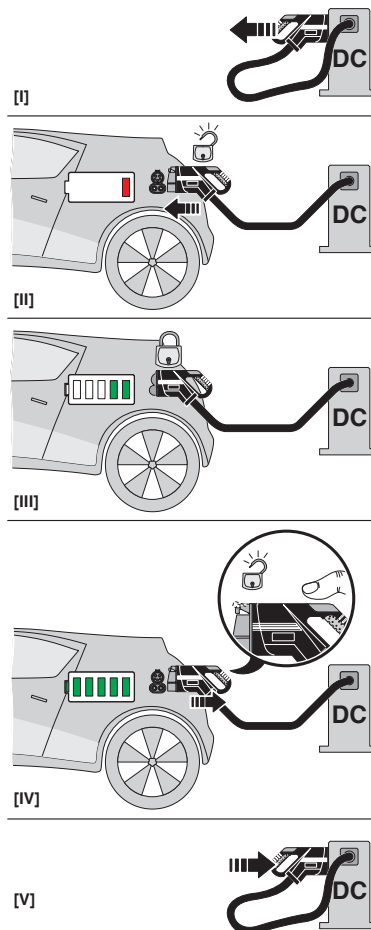
The Combined Charging System (CCS) principle - standard-compliant charging system for electric vehicles, which supports both conventional AC charging and fast DC charging. Both Vehicle Connectors fit into the CCS Vehicle Inlet.

# CHARX T1HBI12-1AC48DC200-5,0M1 - Vehicle charging inlet

1358245

<https://www.phoenixcontact.com/us/products/1358245>

## Schematic diagram



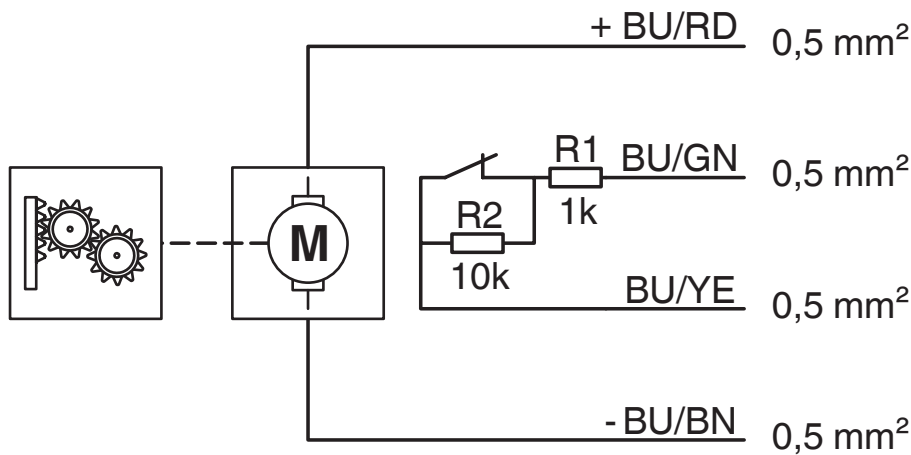
## Operating instructions

CHARX T1HBI12-1AC48DC200-5,0M1 - Vehicle charging inlet



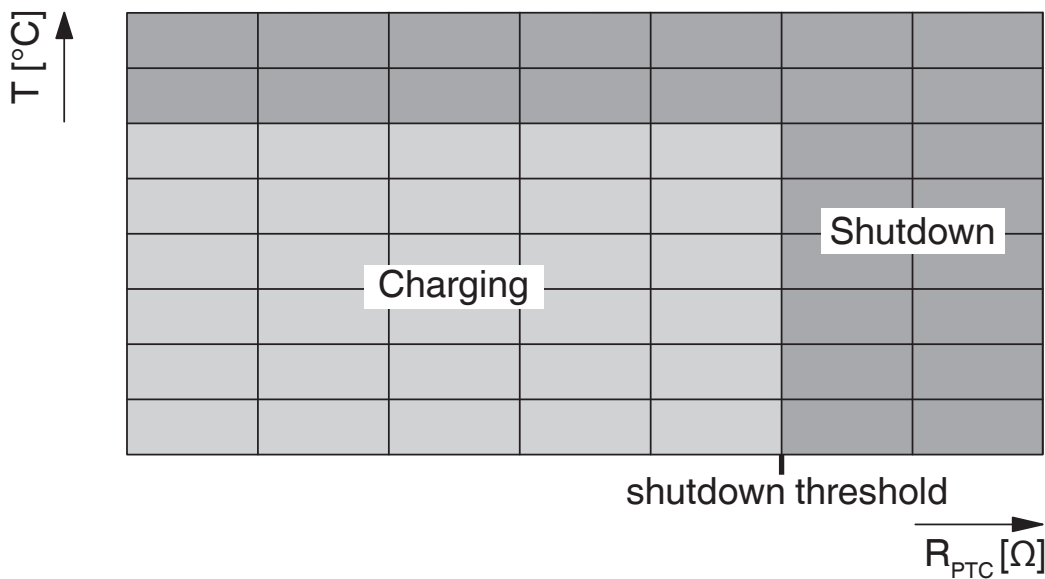
1358245  
<https://www.phoenixcontact.com/us/products/1358245>

Schematic diagram



Block diagram of the locking actuator

Schematic diagram



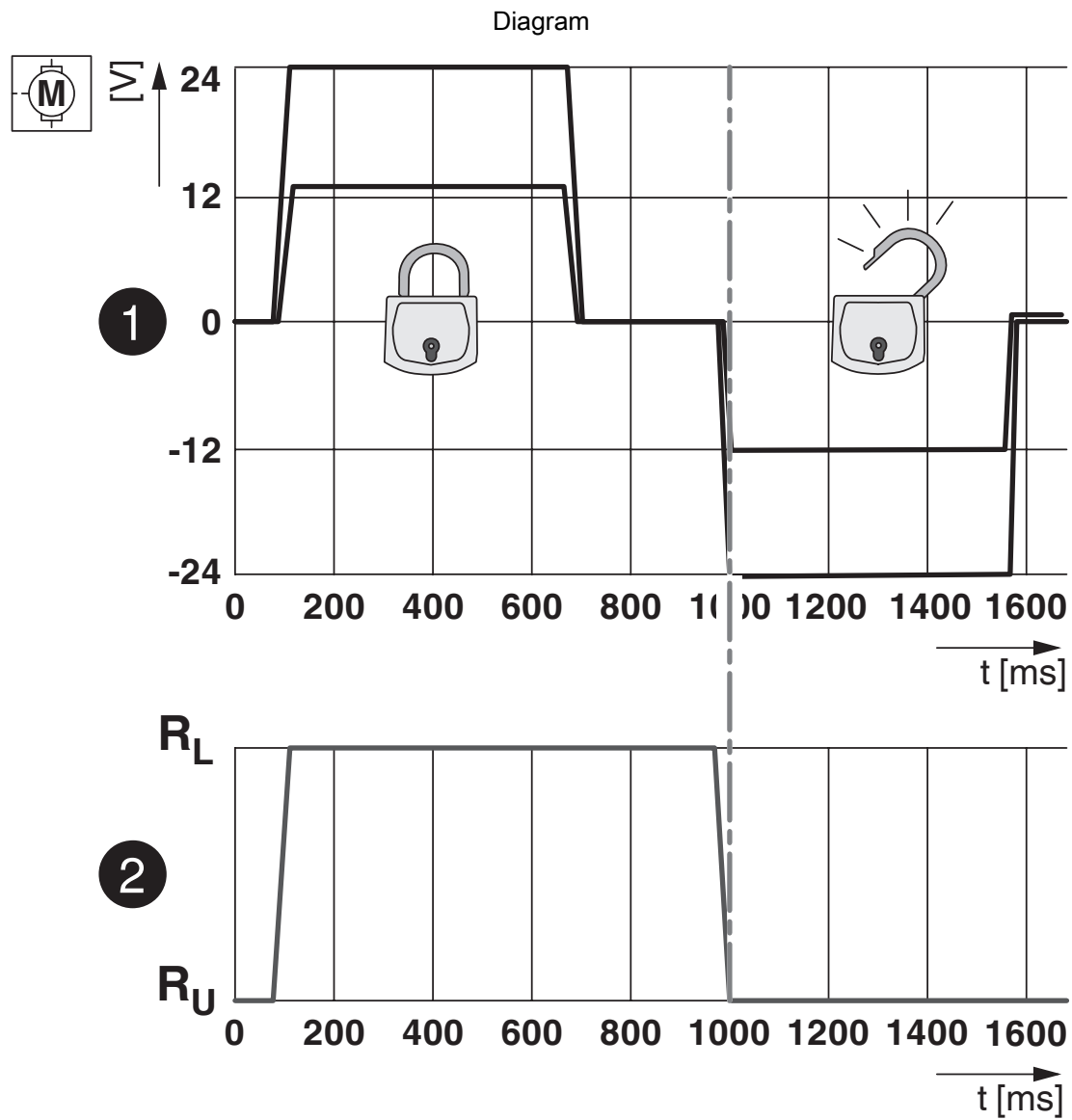
Temperature sensor technology resistance range at AC contacts

# CHARX T1HBI12-1AC48DC200-5,0M1 - Vehicle charging inlet



1358245

<https://www.phoenixcontact.com/us/products/1358245>



Locking states of the locking actuator

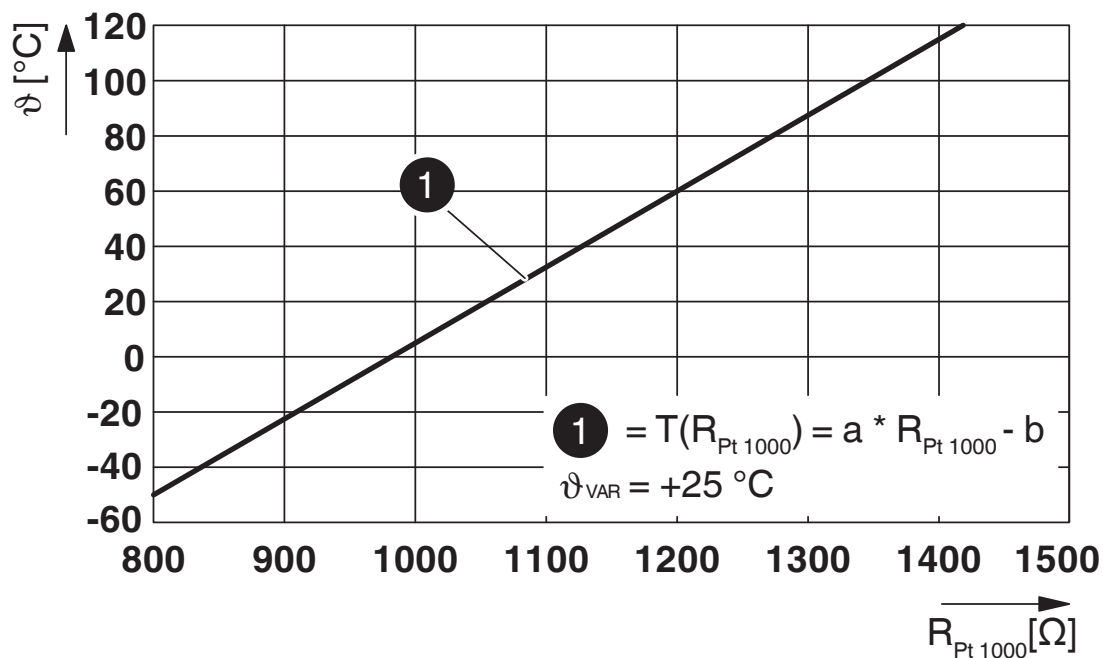
# CHARX T1HBI12-1AC48DC200-5,0M1 - Vehicle charging inlet



1358245

<https://www.phoenixcontact.com/us/products/1358245>

Diagram



Pt 1000 characteristic curve at an ambient temperature of 25°C for temperature measurement at the DC contacts

# CHARX T1HBI12-1AC48DC200-5,0M1 - Vehicle charging inlet



1358245

<https://www.phoenixcontact.com/us/products/1358245>

## Approvals

To download certificates, visit the product detail page: <https://www.phoenixcontact.com/us/products/1358245>



**cULus Recognized**

Approval ID: E473195-20210730

# CHARX T1HBI12-1AC48DC200-5,0M1 - Vehicle charging inlet



1358245  
<https://www.phoenixcontact.com/us/products/1358245>

## Classifications

### ECLASS

ECLASS-13.0	27144706
ECLASS-15.0	27144706

### ETIM

ETIM 9.0	EC002898
----------	----------

### UNSPSC

UNSPSC 21.0	39121800
-------------	----------

# CHARX T1HBI12-1AC48DC200-5,0M1 - Vehicle charging inlet



1358245

<https://www.phoenixcontact.com/us/products/1358245>

## Environmental product compliance

### EU RoHS

Fulfills EU RoHS substance requirements	Yes
Exemption	6(c), 7(c)-I

### China RoHS

Environment friendly use period (EFUP)	EFUP-50
	An article-related China RoHS declaration table can be found in the download area for the respective article under "Manufacturer declaration". For all articles with EFUP-E, no China RoHS declaration table issued and required.

### EU REACH SVHC

REACH candidate substance (CAS No.)	2-ethylhexyl 10-ethyl-4,4-dioctyl-7-oxo-8-oxa-3,5-dithia-4-stannatetradecanoate (DOTE)(CAS: 15571-58-1)
	Lead(CAS: 7439-92-1)
	Bis(2-(2-methoxyethoxy)ethyl)ether(CAS: 143-24-8)
	6,6'-di-tert-butyl-2,2'-methylenedi-p-cresol(CAS: 119-47-1)
SCIP	029f6cda-4cef-41a3-8628-8466dbb5c9fc

Phoenix Contact 2025 © - all rights reserved  
<https://www.phoenixcontact.com>

Phoenix Contact USA  
586 Fulling Mill Road  
Middletown, PA 17057, United States  
(+717) 944-1300  
[info@phoenixcon.com](mailto:info@phoenixcon.com)