

PTV 6-TWIN BK - Feed-through terminal block



1291918

<https://www.phoenixcontact.com/us/products/1291918>

Please be informed that the data shown in this PDF document is generated from our online catalog. Please find the complete data in the user documentation. Our general terms of use for downloads are valid.



Feed-through terminal block, nom. voltage: 1000 V, nominal current: 41 A, number of connections: 3, number of positions: 1, connection method: Push-in connection, Rated cross section: 6 mm², cross section: 0.5 mm² - 10 mm², mounting type: NS 35/7,5, NS 35/15, color: black

Your advantages

- Clear wiring, thanks to lateral conductor entry
- The compact design enables wiring in a confined space
- The Push-in connection terminal blocks are characterized by the system features of the CLIPLINE complete system
- In addition to the testing option in the double function shaft, all terminal blocks provide an additional test pick-off

Commercial data

Item number	1291918
Packing unit	50 pc
Minimum order quantity	50 pc
Sales key	BE23
Product key	BE2312
GTIN	4063151524364
Weight per piece (including packing)	19.737 g
Weight per piece (excluding packing)	25.039 g
Customs tariff number	85369010
Country of origin	CN

PTV 6-TWIN BK - Feed-through terminal block



1291918

<https://www.phoenixcontact.com/us/products/1291918>

Technical data

Notes

General

Note	The max. load current must not be exceeded by the total current of all connected conductors.
------	----------------------------------------------------------------------------------------------

Product properties

Product type	Feed-through terminal block
Product family	PTV
Area of application	Railway industry
	Machine building
	Plant engineering
	Process industry
Number of positions	1
Number of connections	3
Number of rows	1

Insulation characteristics

Overvoltage category	III
Degree of pollution	3

Electrical properties

Rated surge voltage	8 kV
Maximum power dissipation for nominal condition	1.31 W

Connection data

Number of connections per level	3
Nominal cross section	6 mm ²
Connection method	Push-in connection
Stripping length	10 mm ... 12 mm
Internal cylindrical gage	A5
Connection in acc. with standard	IEC 60947-7-1
Conductor cross-section rigid	0.5 mm ² ... 10 mm ²
Cross section AWG	20 ... 8 (converted acc. to IEC)
Conductor cross-section flexible	0.5 mm ² ... 10 mm ²
Conductor cross-section, flexible [AWG]	20 ... 8 (converted acc. to IEC)
Conductor cross-section flexible (ferrule without plastic sleeve)	0.5 mm ² ... 6 mm ²
Flexible conductor cross-section (ferrule with plastic sleeve)	0.5 mm ² ... 6 mm ²
Conductor cross-section flexible (2 conductors with the same cross-section, with TWIN ferrule and plastic sleeve)	0.5 mm ² ... 4 mm ²
Nominal current	41 A
Maximum load current	52 A (with 10 mm ² conductor cross-section, rigid)
Nominal voltage	1000 V

PTV 6-TWIN BK - Feed-through terminal block



1291918

<https://www.phoenixcontact.com/us/products/1291918>

Nominal cross section	6 mm ²
Connection cross sections directly pluggable	
Conductor cross-section rigid	1.5 mm ² ... 10 mm ²
Conductor cross-section, rigid [AWG]	16 ... 8 (converted acc. to IEC)
Conductor cross-section flexible (ferrule without plastic sleeve)	4 mm ² ... 6 mm ²
Flexible conductor cross-section (ferrule with plastic sleeve)	2.5 mm ² ... 6 mm ²

Ex data

Rated data (ATEX/IECEx)

Identification	Ex II 2 G Ex eb IIC Gb
Operating temperature range	-60 °C ... 110 °C
Ex-certified accessories	1180923 D-PTV 6-TWIN
	1182214 DS-PTV 6
	3022276 CLIPFIX 35-5
	1212602 SZS 0,6X3,5 VDE
List of bridges	Plug-in bridge / FBS 2-8 / 3030284
	Plug-in bridge / FBS 3-8 / 3030297
	Plug-in bridge / FBS 4-8 / 3030307
	Plug-in bridge / FBS 5-8 / 3030310
	Plug-in bridge / FBS 6-8 / 3032470
	Plug-in bridge / FBS 10-8 / 3030323
Bridge data	36 A (6 mm ²)
Ex temperature increase	40 K (35 A/6 mm ²)
for bridging with bridge	550 V
- At bridging between non-adjacent terminal blocks	352 V
- At bridging between non-adjacent terminal blocks via PE terminal block	352 V
- At cut-to-length bridging	220 V
- At cut-to-length bridging with cover	275 V
Rated insulation voltage	500 V
output	(Permanent)

Ex level General

Rated voltage	550 V
Rated current	35 A (6 mm ²)
Maximum load current	45 A (10 mm ²)
Contact resistance	0.6 mΩ

Ex connection data General

Nominal cross section	6 mm ²
Rated cross section AWG	10
Connection capacity rigid	0.5 mm ² ... 10 mm ²
Connection capacity AWG	20 ... 8
Connection capacity flexible	0.5 mm ² ... 10 mm ²

PTV 6-TWIN BK - Feed-through terminal block



1291918

<https://www.phoenixcontact.com/us/products/1291918>

Connection capacity AWG	20 ... 8
-------------------------	----------

Dimensions

Width	8.2 mm
End cover width	2.2 mm
Height	72.9 mm
Depth	57.6 mm
Depth on NS 35/7,5	59.1 mm
Depth on NS 35/15	66.6 mm

Material specifications

Color	black (RAL 9005)
Flammability rating according to UL 94	V0
Insulating material group	I
Insulating material	PA 6.6
Static insulating material application in cold	-60 °C
Temperature index of insulation material (DIN EN 60216-1 (VDE 0304-21))	130 °C
Relative insulation material temperature index (Elec., UL 746 B)	130 °C
Fire protection for rail vehicles (DIN EN 45545-2) R22	HL 1 - HL 3
Fire protection for rail vehicles (DIN EN 45545-2) R23	HL 1 - HL 3
Fire protection for rail vehicles (DIN EN 45545-2) R24	HL 1 - HL 3
Fire protection for rail vehicles (DIN EN 45545-2) R26	HL 1 - HL 3
Calorimetric heat release NFPA 130 (ASTM E 1354)	28 MJ/kg
Surface flammability NFPA 130 (ASTM E 162)	passed
Specific optical density of smoke NFPA 130 (ASTM E 662)	passed
Smoke gas toxicity NFPA 130 (SMP 800C)	passed

Electrical tests

Surge voltage test

Result	Test passed
--------	-------------

Temperature-rise test

Requirement temperature-rise test	Increase in temperature ≤ 45 K
Result	Test passed
Short-time withstand current 6 mm ²	0.72 kA
Result	Test passed

Power-frequency withstand voltage

Test voltage setpoint	2.2 kV
Result	Test passed

Mechanical properties

Mechanical data

Open side panel	Yes
-----------------	-----

PTV 6-TWIN BK - Feed-through terminal block



1291918

<https://www.phoenixcontact.com/us/products/1291918>

Mechanical tests

Mechanical strength

Result	Test passed
--------	-------------

Attachment on the carrier

DIN rail/fixing support	NS 35
Result	Test passed

Test for conductor damage and slackening

Rotation speed	10 rpm
Revolutions	135
Conductor cross-section/weight	0.5 mm ² / 0.3 kg
	6 mm ² / 1.4 kg
	10 mm ² / 2 kg
Result	Test passed

Environmental and real-life conditions

Aging

Temperature cycles	192
Result	Test passed

Needle-flame test

Time of exposure	30 s
Result	Test passed

Oscillation/broadband noise

Specification	DIN EN 50155 (VDE 0115-200):2018-05
Spectrum	Long life test category 2, bogie-mounted
Frequency	$f_1 = 5 \text{ Hz}$ to $f_2 = 250 \text{ Hz}$
ASD level	6.12 (m/s ²) ² /Hz
Acceleration	3.12g
Test duration per axis	5 h
Test directions	X-, Y- and Z-axis
Result	Test passed

Shocks

Specification	DIN EN 50155 (VDE 0115-200):2018-05
Pulse shape	Half-sine
Acceleration	30g
Shock duration	18 ms
Number of shocks per direction	3
Test directions	X-, Y- and Z-axis (pos. and neg.)
Result	Test passed

Ambient conditions

PTV 6-TWIN BK - Feed-through terminal block



1291918

<https://www.phoenixcontact.com/us/products/1291918>

Ambient temperature (operation)	-60 °C ... 110 °C (Operating temperature range incl. self-heating; for max. short-term operating temperature, see RTI Elec.)
Ambient temperature (storage/transport)	-25 °C ... 60 °C (for a short time, not exceeding 24 h, -60 °C to +70 °C)
Ambient temperature (assembly)	-5 °C ... 70 °C
Ambient temperature (actuation)	-5 °C ... 70 °C
Permissible humidity (operation)	20 % ... 90 %
Permissible humidity (storage/transport)	30 % ... 70 %

Standards and regulations

Connection in acc. with standard	IEC 60947-7-1
----------------------------------	---------------

Mounting

Mounting type	NS 35/7,5
	NS 35/15

PTV 6-TWIN BK - Feed-through terminal block



1291918

<https://www.phoenixcontact.com/us/products/1291918>

Drawings

Circuit diagram



PTV 6-TWIN BK - Feed-through terminal block





1291918


<https://www.phoenixcontact.com/us/products/1291918>

Approvals


To download certificates, visit the product detail page: <https://www.phoenixcontact.com/us/products/1291918>

	IECEE CB Scheme Approval ID: DE1-67001			
	Nominal voltage U _N	Nominal current I _N	Cross section AWG	Cross section mm ²
	keine			
	1000 V	41 A	-	0.5 - 10

	EAC Approval ID: RU C-DE.BL08.B.00644
-----------------------------------------------------------------------------------	-------------------------------------------------

	VDE Zeichengenehmigung Approval ID: 40056061			
	Nominal voltage U _N	Nominal current I _N	Cross section AWG	Cross section mm ²
	keine			
	1000 V	41 A	-	0.5 - 10

	CCC Approval ID: 2021122313114374
-------------------------------------------------------------------------------------	---------------------------------------------

	IECEx Approval ID: IECExPTB20.0037U
-------------------------------------------------------------------------------------	-----------------------------------------------

	ATEX Approval ID: PTB20ATEX1016U
-------------------------------------------------------------------------------------	--------------------------------------------

	UKCA-EX Approval ID: CSAE 22UKEX1099U
-------------------------------------------------------------------------------------	-------------------------------------------------

	EAC Ex Approval ID: KZ 7500525010101950
-------------------------------------------------------------------------------------	---------------------------------------------------

PTV 6-TWIN BK - Feed-through terminal block



1291918

<https://www.phoenixcontact.com/us/products/1291918>

Classifications

ECLASS

ECLASS-13.0	27250101
ECLASS-15.0	27250101

ETIM

ETIM 9.0	EC000897
----------	----------

UNSPSC

UNSPSC 21.0	39121400
-------------	----------

PTV 6-TWIN BK - Feed-through terminal block



1291918
<https://www.phoenixcontact.com/us/products/1291918>

Environmental product compliance

EU RoHS	
Fulfills EU RoHS substance requirements	Yes, No exemptions
China RoHS	
Environment friendly use period (EFUP)	EFUP-E
	No hazardous substances above the limits
EU REACH SVHC	
REACH candidate substance (CAS No.)	No substance above 0.1 wt%

Phoenix Contact 2025 © - all rights reserved
<https://www.phoenixcontact.com>

Phoenix Contact USA
586 Fulling Mill Road
Middletown, PA 17057, United States
(+717) 944-1300
info@phoenixcon.com