

# HC-HS-06-I-PT-M - Contact insert



1031082

<https://www.phoenixcontact.com/us/products/1031082>

Please be informed that the data shown in this PDF document is generated from our online catalog. Please find the complete data in the user documentation. Our general terms of use for downloads are valid.



Contact insert, number of positions: 6+PE, size: B16, power contacts: 6, control contacts: 0, number of connections per position: 1, Pin, Push-in connection, 400 V, 35 A, 1.5 mm<sup>2</sup> ... 6 mm<sup>2</sup>, application: Power

## Your advantages

- Easy installation without tools, even when mounted, with push-in connection technology
- Shortest installation time compared to other connection technologies
- Quick and effortless wiring, in particular when space is tight
- Automatic cabling with robots possible
- Safe wiring and operation with color-coded actuators
- Shock and vibration-resistant in accordance with DIN EN 61373
- Cost-effective and fast coding with plastic profiles

## Commercial data

Item number	1031082
Packing unit	1 pc
Minimum order quantity	1 pc
Sales key	BF61
Product key	AF7ABI
GTIN	4055626533865
Weight per piece (including packing)	105.2 g
Weight per piece (excluding packing)	105.2 g
Customs tariff number	85366990
Country of origin	CN

# HC-HS-06-I-PT-M - Contact insert



1031082

<https://www.phoenixcontact.com/us/products/1031082>

## Technical data

### Notes

General	for flexible conductors with or without ferrules
General	Connectors may be operated only when there is no load/voltage.

### Mounting

Assembly note	To ensure correct use, installation in housing with IP54 protection or better is required
---------------	---

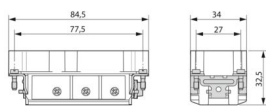
### Product properties

Product type	Contact insert with a fixed no. of positions
Series	HC-HS
Application	Power
Type	B16
Number of positions	6
Connection profile	6+PE
Contact numbering	1 - 6
Number of connections per position	1
No. of power contacts	6
No. of control contacts	0
Contact material type	turned

### Insulation characteristics

Overvoltage category	III
Degree of pollution	3

### Dimensions

Dimensional drawing	
Width	34 mm
Height	32.5 mm
Length	84.5 mm
Drill hole distance, horizontal	77.5 mm

### Mechanical characteristics

Contact diameter	3.5 mm
------------------	--------

### Connection data

#### Connection technology

Connection technology	Push-in connection
Number of connections per position	1

# HC-HS-06-I-PT-M - Contact insert

1031082

<https://www.phoenixcontact.com/us/products/1031082>



Connection in acc. with standard	IEC / EN
----------------------------------	----------

## Conductor connection

Conductor cross section	1.5 mm <sup>2</sup> ... 6 mm <sup>2</sup> (power contacts)
Connection cross section AWG	16 ... 10
Tightening torque	0.8 Nm ... 1.2 Nm (PE connection) 0.5 Nm ... 0.8 Nm (Mounting screws for mounting in the HEAVYCON housing)
Stripping length of the individual wire	12 mm

## Electrical properties

Rated voltage (III/3)	400 V (Conductor-PE) 690 V (Conductor-Conductor)
Rated voltage for power contacts	400/690 V
Rated surge voltage	6 kV (power contacts)
Rated current	35 A (power contacts)

## Mechanical properties

### Mechanical data

Insertion/withdrawal cycles	≥ 500
-----------------------------	-------

## Material specifications

Flammability rating according to UL 94	V0
Contact material	Copper alloy
Contact surface material	Ag/Sn (tarnish protection)
Contact carrier material	PC
Standards/regulations	PC

## Environmental and real-life conditions

### Ambient conditions

Degree of protection	IP20
Ambient temperature (operation)	-40 °C ... 125 °C (including heating up of contacts)

## Standards and regulations

### Testing

Standards/regulations	PC: Fire protection in rail vehicles - requirement sets R22, R23, and R24 acc. to DIN EN 45545-2 (Risk level HL1 - HL3)
-----------------------	---

# HC-HS-06-I-PT-M - Contact insert

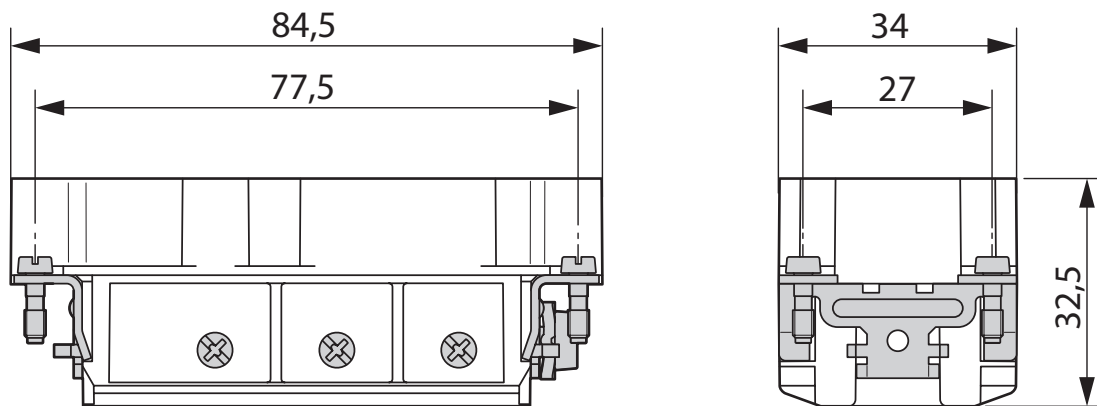


1031082

<https://www.phoenixcontact.com/us/products/1031082>

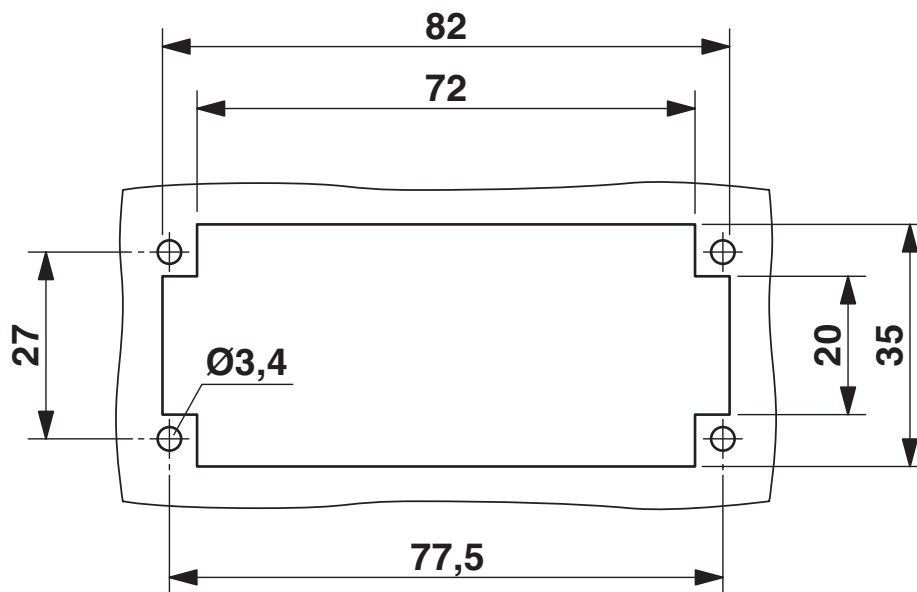
## Drawings

Dimensional drawing



Dimensional drawing

Dimensional drawing

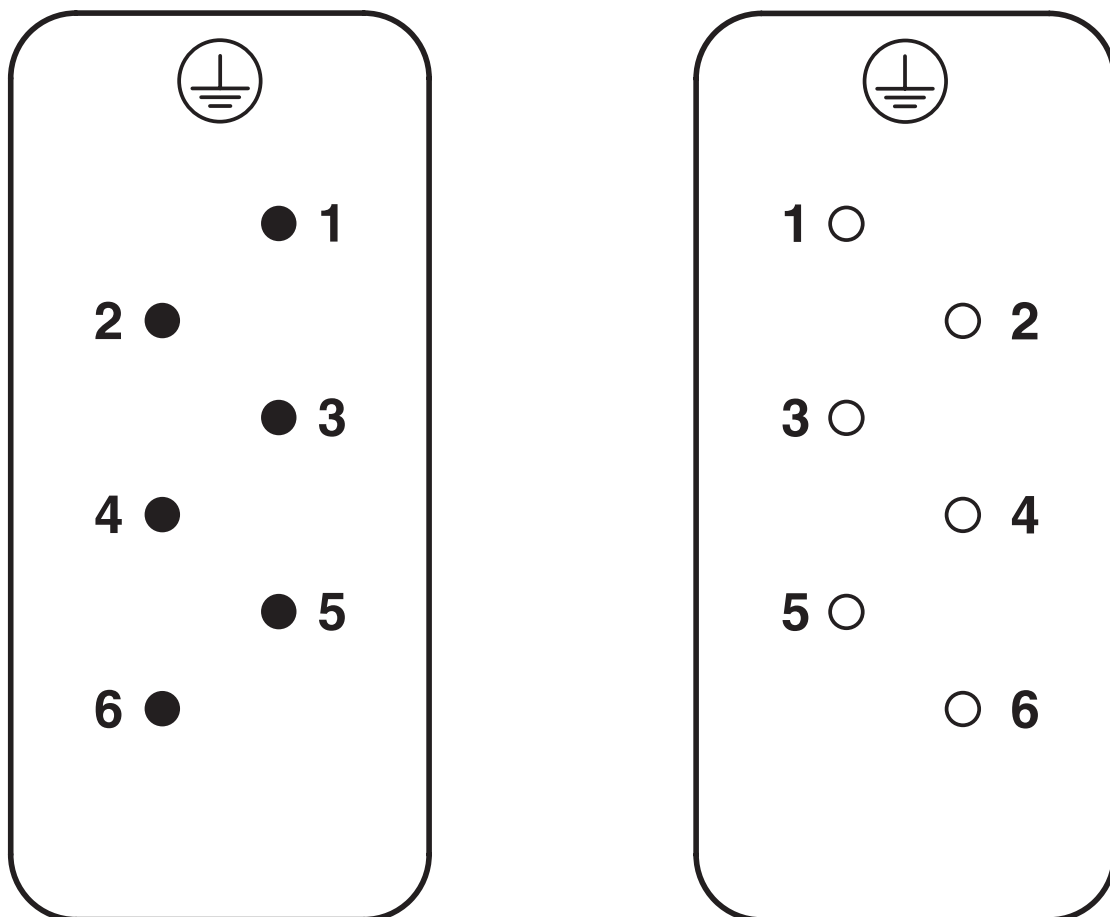


Mounting cutout when used without housing

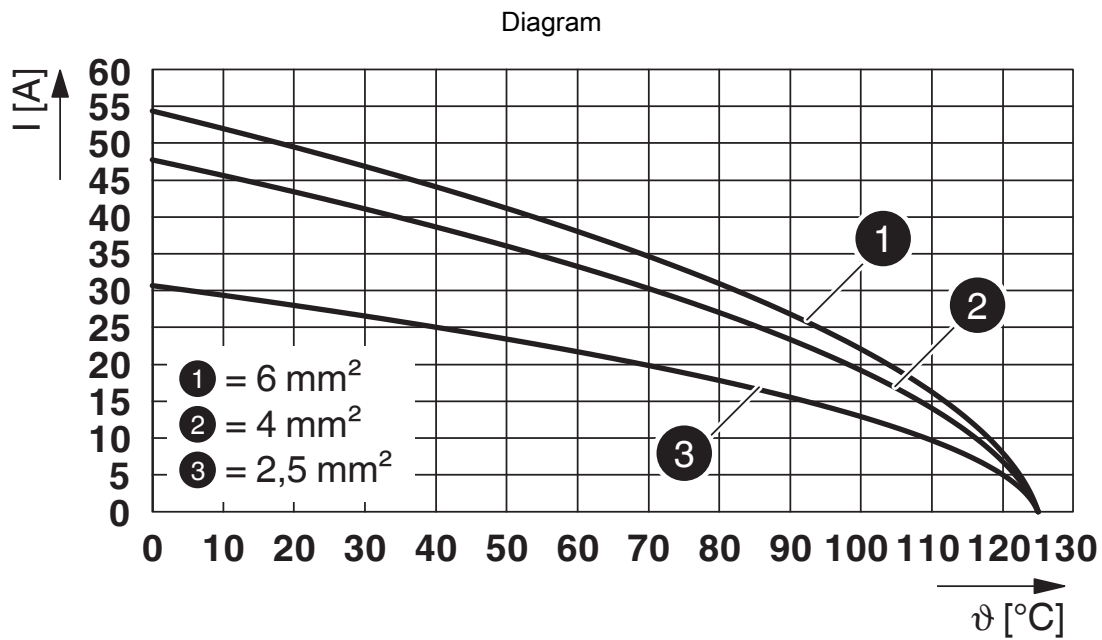
1031082

<https://www.phoenixcontact.com/us/products/1031082>

Schematic diagram



Connector pin assignment, connection side



Derating diagram

# HC-HS-06-I-PT-M - Contact insert




1031082

<https://www.phoenixcontact.com/us/products/1031082>

## Approvals

To download certificates, visit the product detail page: <https://www.phoenixcontact.com/us/products/1031082>

<div> <b>cULus Recognized</b> Approval ID: E468743</div>				
	Nominal voltage $U_N$	Nominal current $I_N$	Cross section AWG	Cross section $\text{mm}^2$
keine				
	600 V	30 A	- 10	-

# HC-HS-06-I-PT-M - Contact insert



1031082

<https://www.phoenixcontact.com/us/products/1031082>

## Classifications

### ECLASS

ECLASS-13.0	27440205
ECLASS-15.0	27440205

### ETIM

ETIM 9.0	EC000438
----------	----------

### UNSPSC

UNSPSC 21.0	39121500
-------------	----------



# HC-HS-06-I-PT-M - Contact insert



1031082

<https://www.phoenixcontact.com/us/products/1031082>

## Environmental product compliance

EU RoHS	
Fulfills EU RoHS substance requirements	Yes, No exemptions
China RoHS	
Environment friendly use period (EFUP)	EFUP-E
	No hazardous substances above the limits
EU REACH SVHC	
REACH candidate substance (CAS No.)	No substance above 0.1 wt%

Phoenix Contact 2025 © - all rights reserved  
<https://www.phoenixcontact.com>

Phoenix Contact USA  
586 Fulling Mill Road  
Middletown, PA 17057, United States  
(+717) 944-1300  
[info@phoenixcon.com](mailto:info@phoenixcon.com)