

REL-MR-230AC/21-21AU/MS - Single relay



2987998
<https://www.phoenixcontact.com/us/products/2987998>

Please be informed that the data shown in this PDF document is generated from our online catalog. Please find the complete data in the user documentation. Our general terms of use for downloads are valid.



Plug-in miniature relay, with multi-layer contact with hard gold coating, 2 changeover contacts, test button, mechanical switching position indicator, status LED, coil voltage 230 V AC

Your advantages

- With detectable manual operation
- Integrated status LED
- Switching current of up to 16 A
- DC types with integrated freewheeling diode
- Mechanical switch position indicator

Commercial data

Item number	2987998
Packing unit	10 pc
Minimum order quantity	10 pc
Sales key	C460
Product key	DK6938
GTIN	4046356481007
Weight per piece (including packing)	19.1 g
Weight per piece (excluding packing)	18.18 g
Customs tariff number	85364900
Country of origin	CN

REL-MR-230AC/21-21AU/MS - Single relay



2987998

<https://www.phoenixcontact.com/us/products/2987998>

Technical data

Product properties

Product type	Single relay
Mechanical service life	5x 10 ⁶ cycles

Data management status

Date of last data management	25.08.2025
------------------------------	------------

Electrical properties

Service life electrical	see diagram
Maximum power dissipation for nominal condition	0.42 W
Test voltage (Winding/contact)	5 kV AC (50 Hz, 1 min.)
Test voltage (Contact/contact)	2.5 kV AC (50 Hz, 1 min.)
Test voltage (open contact)	1 kV (50 Hz, 1 min.)

Input data

Coil side

Nominal input voltage U _N	230 V AC
Input voltage range	179.4 V AC ... 333.5 V AC
Mains frequency	50/60 Hz
Drive and function	monostable
Drive (polarity)	non-polarized
Typical input current at U _N	3.5 mA
Typical response time	3 ms ... 12 ms (depending on phase relation)
Typical release time range	2 ms ... 8 ms (depending on phase relation)

Output data

Switching

Contact switching type	2 changeover contacts
Type of switch contact	Single contact
Contact material	AgNi, hard gold-plated
Maximum switching voltage	30 V AC
	36 V DC
Minimum switching voltage	12 V (At 1 mA)
Limiting continuous current	50 mA
Maximum inrush current	50 mA
Min. switching current	1 mA (at 12 V)
Switching capacity	1.5 A (at 240 V, AC15)

Switching: when the gold layer is destroyed

Note	the following values are applicable if a gold layer is destroyed
------	--

REL-MR-230AC/21-21AU/MS - Single relay



2987998

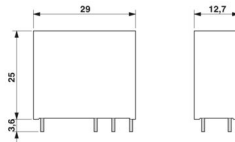
<https://www.phoenixcontact.com/us/products/2987998>

Contact material	AgNi
Maximum switching voltage	250 V AC/DC
Minimum switching voltage	12 V (at 10 mA)
Limiting continuous current	8 A
Maximum inrush current	16 A (20 ms)
Min. switching current	10 mA (at 12 V)
Interrupting rating (ohmic load) max.	2000 VA (for 250 V AC)
Switching capacity	1 A (at 24 V, DC13)
	1.5 A (at 24 V, AC15)
	1.5 A (at 120 V, AC15)
	1.5 A (at 240 V, AC15)

Connection data

Connection method	Plug / solder connection
-------------------	--------------------------

Dimensions

Dimensional drawing	
Width	12.7 mm
Height	29 mm
Depth	25 mm

Environmental and real-life conditions

Ambient conditions	
Ambient temperature (operation)	-40 °C ... 70 °C
Ambient temperature (storage/transport)	-40 °C ... 85 °C

Approvals

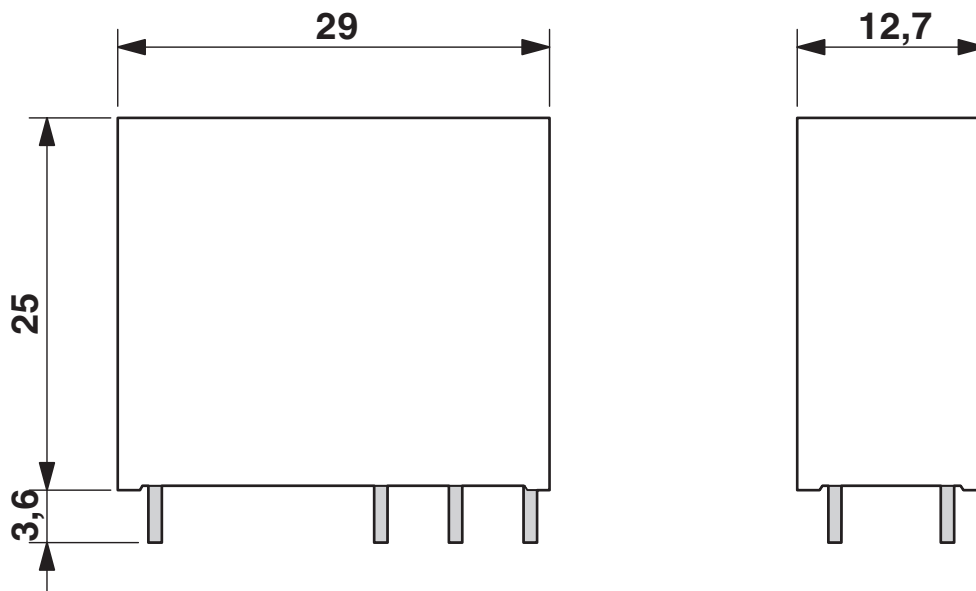
Corrosive gas test	
Identification	ISA-S71.04. G3 Harsh Group
	EN 60068-2-60

Standards and regulations

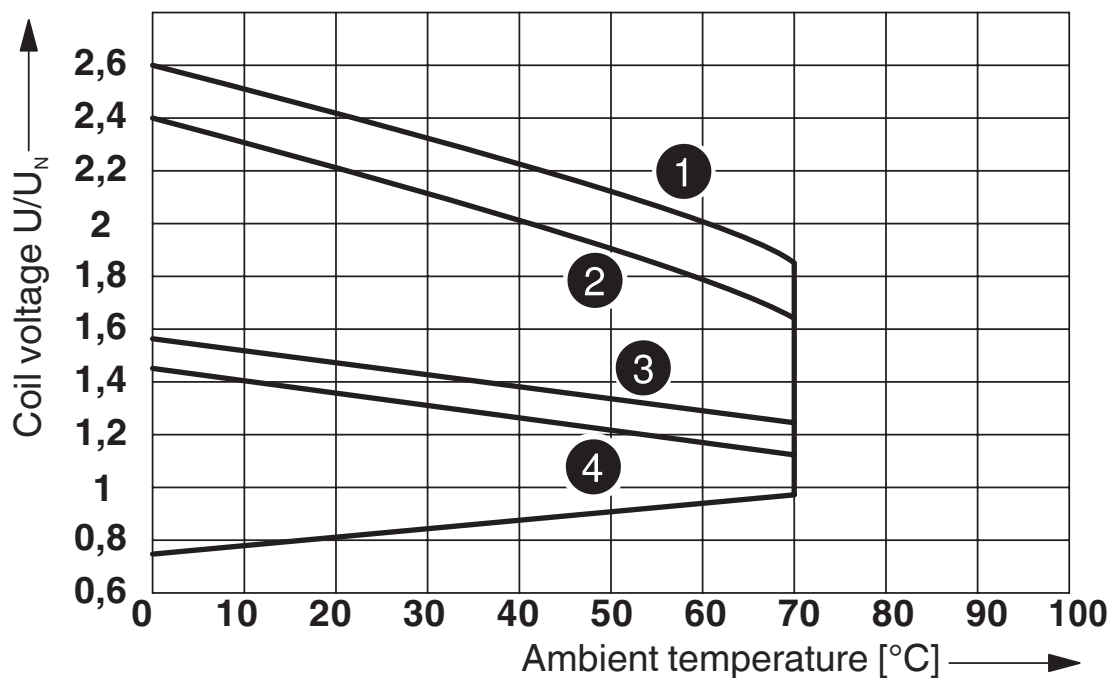
Standards/regulations	EN 61810-1
	VDE 0435-201
	EN 50178

Drawings

Dimensional drawing

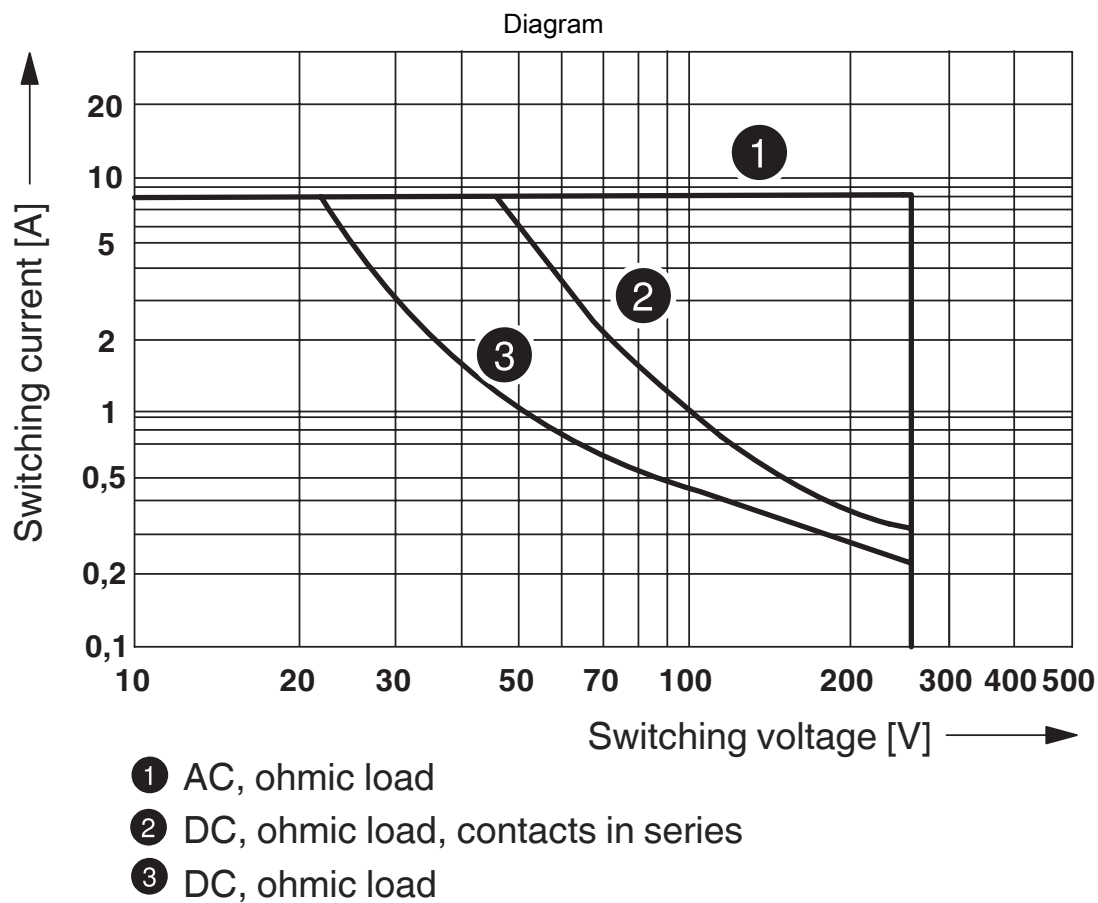


Diagram



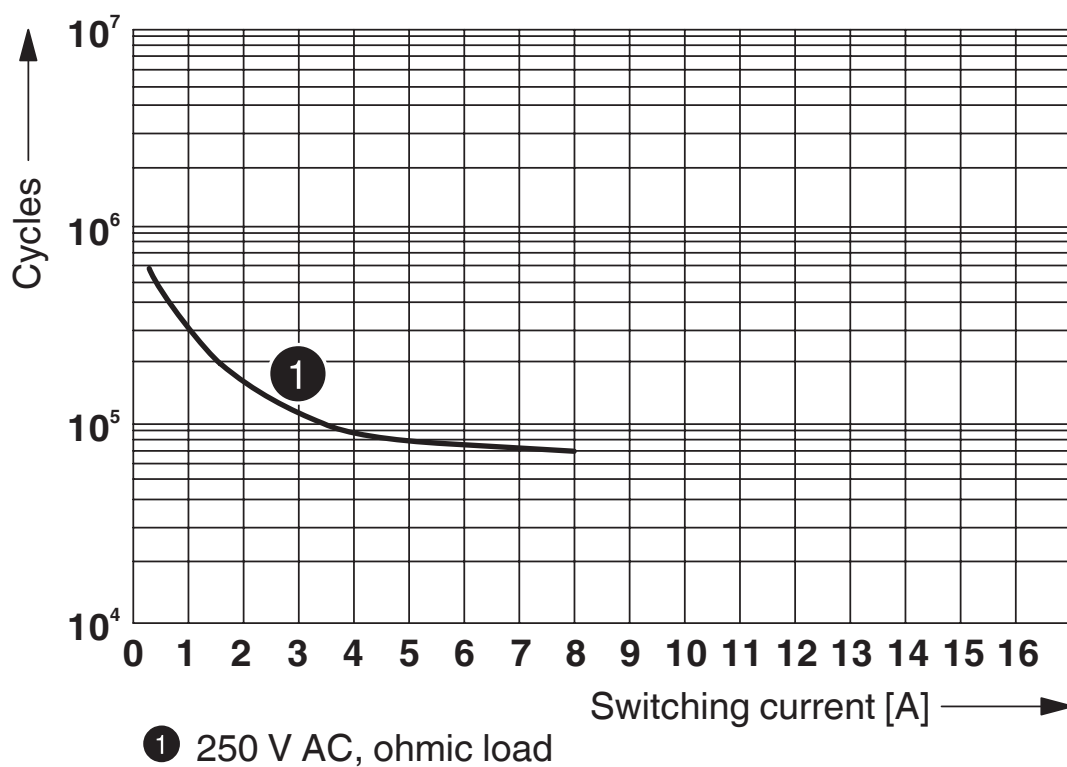
- ① DC coils, 0 A contact current
- ② DC coils, 8 A contact current
- ③ AC coils, 0 A contact current
- ④ AC coils, 8 A contact current

Operating voltage range



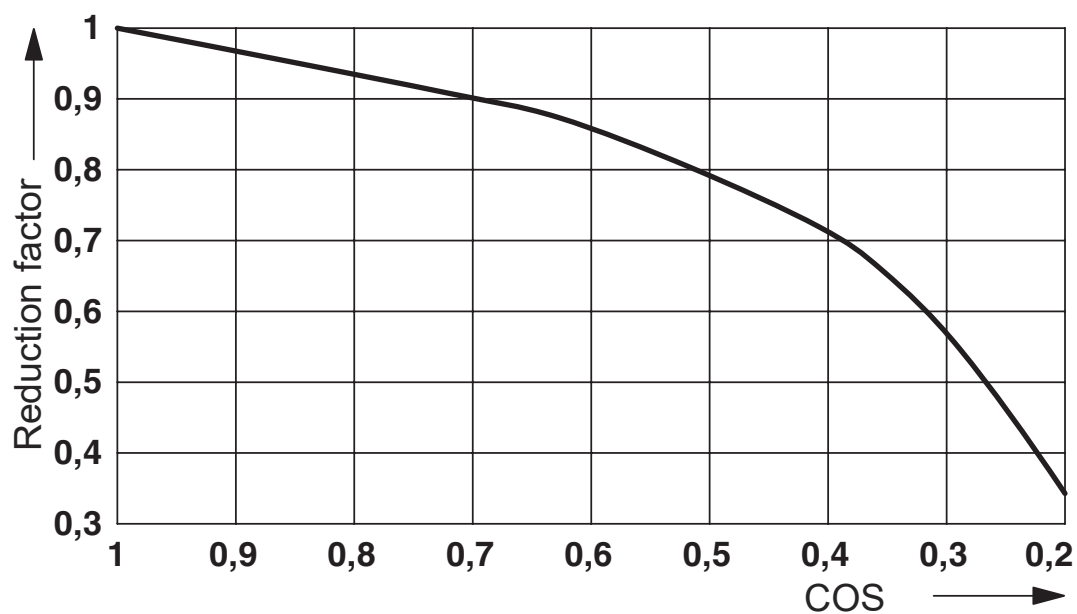
Interrupting rating

Diagram

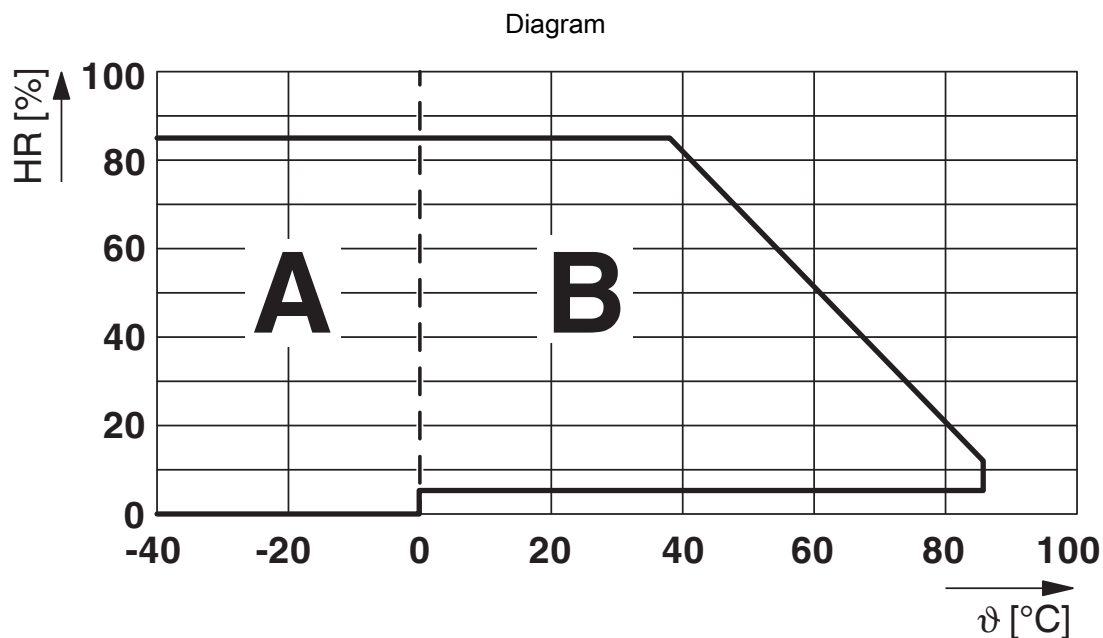


Electrical service life

Diagram



Service life reduction factor with various cos phi



Permissible humidity for operation and storage.

The maximum permissible ambient temperature as specified in the data sheet must be observed.

Area A: Ice buildup at ambient temperatures $\leq 0^{\circ}\text{C}$ must be prevented

Area B: Condensation at ambient temperatures $> 0^{\circ}\text{C}$ must be prevented

On 30 full days that are naturally distributed across an entire year, a humidity level of 95% is permissible at an ambient temperature $\leq 25^{\circ}\text{C}$.

REL-MR-230AC/21-21AU/MS - Single relay



2987998

<https://www.phoenixcontact.com/us/products/2987998>

Approvals

To download certificates, visit the product detail page: <https://www.phoenixcontact.com/us/products/2987998>



cUL Recognized
Approval ID: FILE E 195083



UL Recognized
Approval ID: FILE E 195083



EAC
Approval ID: RU*C-DE.*08.B.00010



VDE approval of drawings
Approval ID: 40027210

REL-MR-230AC/21-21AU/MS - Single relay



2987998

<https://www.phoenixcontact.com/us/products/2987998>

Classifications

ECLASS

ECLASS-13.0	27371601
ECLASS-15.0	27371601

ETIM

ETIM 9.0	EC001437
----------	----------

UNSPSC

UNSPSC 21.0	39122300
-------------	----------

REL-MR-230AC/21-21AU/MS - Single relay



2987998

<https://www.phoenixcontact.com/us/products/2987998>

Environmental product compliance

EU RoHS

Fulfills EU RoHS substance requirements	Yes
Exemption	7(c)-I

China RoHS

Environment friendly use period (EFUP)	EFUP-E
	No hazardous substances above the limits

EU REACH SVHC

REACH candidate substance (CAS No.)	No substance above 0.1 wt%
-------------------------------------	----------------------------

Phoenix Contact 2025 © - all rights reserved

<https://www.phoenixcontact.com>

Phoenix Contact USA
586 Fulling Mill Road
Middletown, PA 17057, United States
(+717) 944-1300
info@phoenixcon.com